City Hall Council Chambers
9101 Bonita Beach Road SE
Bonita Springs, Florida 34135

City of Bonita Springs
City Council
Budget Hearing Agenda

September 23, 2026
5:30 p.m.

The regular City Council Meeting will begin immediately following the Budget Hearing

---

To address the City Council during this proceeding, please complete a "Public Comment Slip" and submit it to the City Clerk, seated at the left-hand side of the dais. Blank slips are available on the table outside Council Chambers.

To submit a written comment in advance of the meeting, email your name, address, and comment to citymeetings@cityofbonitasprings.org by 12 noon, September 23, 2026.

The City of Bonita Springs is committed to equal opportunity and does not discriminate on the basis of race, color, national origin, gender, age, disability, religion, income, or marital status. Under the Americans with Disabilities Act, anyone who requires an ADA-qualified accommodation to participate in this proceeding should contact City Clerk Mike Sheffield at (239) 949-6248 at least 48 hours in advance of the meeting. Reasonable accommodations will be provided at no cost to the requester.

Any person who may seek to appeal a decision made by the City Council on any matter at this meeting is responsible for ensuring that a verbatim record of the proceeding is made, which includes the testimony and evidence upon which the appeal is to be based.

---

1. Call to Order
2. Invocation
3. Pledge of Allegiance
4. Roll Call
5. Public Comment on Budget Hearing Agenda Items
6. Adopt a Resolution for the Final Levying of Ad Valorem Taxes for the Fiscal Year 2026-2027. (Green Sheet 26-09-156)
7. Adopt a Resolution for the Final Budget for Fiscal Year 2026-2027. (Green Sheet 26-09-157)
8. Public Comment
9. Adjournment

CITY OF BONITA SPRINGS
AGENDA ITEM SUMMARY

Green Sheet No. 26-09-156
September 23, 2026

REQUESTED MOTION: Adopt a Resolution for the Final Levying of Ad Valorem Taxes for the Fiscal Year 2026-2027.

REQUESTOR: Lisa Griggs Roth, CPA, Director of Financial and Adminstrative Services

AGENDA: Public Hearing

STRATEGIC PRIORITY: 7) Government Transparency

BACKGROUND:

On July 17, 2026, the proposed millage rate of 0.8470 mills ($0.8470 per $1,000 of assessed property value) was adopted and included in the Notice of Proposed Property Taxes (Truth in Millage Notice/TRIM notice) mailed by the Lee County property appraiser.

As required by Florida Statute Section 200.065, the City must hold two public hearings to adopt a millage rate. At the initial public hearing held on September 9, 2026, a tentative millage rate for fiscal year 2026-2027 of 0.8470 mills was adopted.

The tentative millage rate for fiscal year 2026-2027 is 0.8470 mills ($0.8470 per $1,000 of assessed property value).

The City's proposed millage rate is established to provide funding for the fiscal year 2026-2027 budget and the resulting increase in ad valorem tax revenues is necessary to fund various stormwater improvements, transportation improvements, environmental protection, community aesthetics and other capital projects.

STAFF RECOMMENDATION: Adopt a Resolution for the final millage rate.

ATTACHMENTS:

1. Resolution

REVIEWERS:

City Manager:	Arleen Hunter
City Attorney:	Derek Rooney
City Clerk:	Mike Sheffield
Department Director:	Lisa Griggs Roth

CITY OF BONITA SPRINGS, FLORIDA

RESOLUTION NO. 26-

A RESOLUTION OF THE CITY OF BONITA SPRINGS, FLORIDA; LEE COUNTY, FLORIDA, ADOPTING THE FINAL LEVYING OF AD VALOREM TAXES FOR THE CITY OF BONITA SPRINGS, LEE COUNTY, FLORIDA, FOR FISCAL YEAR 2026-2027; AND PROVIDING FOR AN EFFECTIVE DATE.

WHEREAS, the City of Bonita Springs, Lee County, Florida, on September 23, 2026, adopted Fiscal Year 2026-2027 Final Millage Rate following a public hearing as required by Florida Statute 200.065; and

WHEREAS, the City of Bonita Springs, Lee County, Florida held a public hearing as required by Florida Statute 200.065; and

WHEREAS, the gross taxable value for operating purposes not exempt from taxation within the City of Bonita Springs, Lee County, Florida has been certified by the Lee County Property Appraiser to the City of Bonita Springs as 19,271,813,275;

NOW, THEREFORE, BE IT RESOLVED by the City Council of the City of Bonita Springs, Florida:

1. The fiscal year 2026-2027 final ad valorem operating millage rate is hereby adopted at 0.8470 mills ($0.8470 per $1,000 of assessed property value) which is greater than the rolled-back rate of 0.8411 mills by 0.70% mills, and the levy of an annual tax for said year is made.

2. The final millage rate is established to provide funding for the fiscal year 2026-2027 budget and the resulting increase in ad valorem tax revenues is necessary to fund various storm water improvements, transportation improvements, environmental protection projects, community aesthetics projects and other capital projects.

3. Effective date. This Resolution shall become effective immediately upon its adoption by City Council.

DULY PASSED AND ENACTED by the City Council of the City of Bonita Springs, Lee County, Florida, this 23rd day of September 2026.

AUTHENTICATION:

_____ _____

Mayor City Clerk

APPROVED AS TO FORM:_____

City Attorney

Vote:

Carr	_____	Fullick	_____
Purdon	_____	Bogacz	_____
Fitzpatrick	_____	Gibson	_____
Corrie	_____		

Date filed with City Clerk: _____

CITY OF BONITA SPRINGS
AGENDA ITEM SUMMARY

Green Sheet No. 26-09-157
September 23, 2026

REQUESTED MOTION: Adopt a Resolution for the Final Budget for Fiscal Year 2026-2027

REQUESTOR: Lisa Griggs Roth, CPA, Director of Financial and Adminstrative Services

AGENDA: Public Hearing

STRATEGIC PRIORITY: 7) Government Transparency

BACKGROUND:

On June 17, 2026, City Council was presented the draft 2026-2027 budget. During the City Council meetings from July 15th through August 19th, budget changes were discussed which have been incorporated into the current budget draft. In the current draft 2026-2027 budget, the estimated unassigned fund balance is $3,994,800 (page 9 budget draft).

STAFF RECOMMENDATION: Approve Resolution.

ATTACHMENTS:

1. Resolution
2. 2026-2027 Budget Draft dated September 23, 2026

REVIEWERS:

City Manager:	Arleen Hunter
City Attorney:	Derek Rooney
City Clerk:	Mike Sheffield
Department Director:	Lisa Griggs Roth

CITY OF BONITA SPRINGS, FLORIDA

RESOLUTION NO. 26-

A RESOLUTION OF THE CITY OF BONITA SPRINGS, FLORIDA; LEE COUNTY, FLORIDA, ADOPTING THE FINAL BUDGET FOR FISCAL YEAR 2026-2027; AND PROVIDING FOR AN EFFECTIVE DATE.

WHEREAS, the City of Bonita Springs, Lee County, Florida, on September 23, 2026, held a public hearing as required by Florida Statutes 200.065; and

WHEREAS, the City of Bonita Springs, Lee County, Florida, set forth the appropriations and revenue estimate for the Budget for Fiscal Year 2026-2027 as follows:

Expenditures	
General Fund	$24,543,829
Special Revenue	5,396,295
Debt Service	1,533,000
Capital Projects	21,088,667
Total All Funds	$52,561,791

NOW, THEREFORE, BE IT RESOLVED by the City Council of the City of Bonita Springs, Florida:

1. The fiscal year 2026-2027 Final budget is hereby adopted.

2. Effective date. This Resolution shall become effective immediately upon its adoption by City Council.

DULY PASSED AND ENACTED by the City Council of the City of Bonita Springs, Lee County, Florida, this 23th day of September 2026.

AUTHENTICATION:

_____ _____

Mayor City Clerk

APPROVED AS TO FORM:_____

City Attorney

Vote:

Carr	____	Fullick	____
Purdon	____	Bogacz	____
Fitzpatrick	____	Gibson	____
Corrie	____		

Date filed with City Clerk: _____

City of Bonita Springs

Summary of Budget Changes

Budget Year 2026-2027

Revenue Changes:	
Total Revenues June 17, 2026 draft	$ 46,276,179
Ad Valorem July 1st Value Adjustment	215,000
Total Revenues September 23, 2026 draft	$ 46,491,179
Expenditure Changes:	
Total Expenditures June 17, 2026 draft	$ 52,561,791
General Fund	
Economic Development	(15,000)
Halloween Décor & Stroll-Road Closure	15,000
Total Expenditures September 23, 2026 draft	$ 52,561,791
Net Effect on Available Funds:	
General Fund	
Increase in Revenue	215,000
Impact on Unassigned Fund Balance	215,000
Net Increase in Available Funds from June 17, 2026 draft	215,000

Page Intentionally Left Blank

City of Bonita Springs, Florida

Proposed Annual Operating & Capital Improvement Budget Fiscal Year 2026-2027

Small Town Charm.
Big Bright Future.

Mayor
Mike Gibson

Deputy Mayor
Jesse Purdon, District 2

City Council
Jamie A. Bogacz, District 1
Laura Carr, District 3
Chris Corrie, District 4
Nigel P. Fullick, District 5
Jim Fitzpatrick, District 6

Prepared by the City of Bonita Springs Staff under the direction of:
Arleen Hunter, City Manager
Matt Feeney, Assistant City Manager

Finance and Administration Team:
Lisa Griggs Roth, Director of Financial and Administrative Services
Evan Grant, Supervising Accountant
Carol Eden, Accountant
Nicholas Gambale, Management Support Specialist
Jack Raynal, Senior Accountant
Brenda Reetz, Compliance Administrator
Melissa Stout, Accounting Technician

Page Intentionally Left Blank

The following schedule presents a summary of total Revenues for all funds by Category:

	Actual 2024-2025	Budget 2025-2026	Expected 2025-2026	Budget 2026-2027		+/- Budget
Ad Valorem Tax	14,367,545	15,247,800	15,247,800	15,670,100	33.7%	$ 422,300
Gas Tax	1,811,134	1,771,800	1,750,000	1,730,000	3.7%	(41,800)
Communications Services Tax	1,520,350	1,465,000	1,500,000	1,465,000	3.2%	-
Franchise Fees	4,514,014	4,087,000	4,275,000	4,275,000	9.2%	188,000
Licenses and Permits	4,064,679	3,726,100	4,436,100	4,522,100	9.7%	796,000
State Shared Revenue	1,506,631	1,343,000	1,343,000	1,282,000	2.8%	(61,000)
1/2 Cent Sales Tax	5,617,507	5,507,000	5,400,000	5,200,000	11.2%	(307,000)
Other Intergovernmental Revenue	225,672	218,980	218,980	222,500	0.5%	3,520
Grants	20,438,904	57,647,266	57,647,266	5,153,179	11.1%	(52,494,087)
Charges, Fine and Other Taxes	809,179	605,300	1,147,900	687,300	1.5%	82,000
Impact Fees	4,901,453	7,920,000	5,760,100	4,400,000	9.5%	(3,520,000)
Interest, Capital Contributions & Other Revenue	5,481,924	5,670,625	5,395,625	1,884,000	3.9%	(3,786,625)
Total Revenues	$ 65,258,992	$ 105,209,871	$ 104,121,771	$ 46,491,179	100.0%	$ (58,718,692)
% of Revenue Unrestricted [1]	47%	28%	29%	62%		
% of Revenue Restricted as to Use	53%	72%	71%	38%		

[1] Unrestricted revenues may be used to meet the government's ongoing needs of citizens and obligations to creditors. Restricted revenues can only be used for a specific purpose for which it was approved.

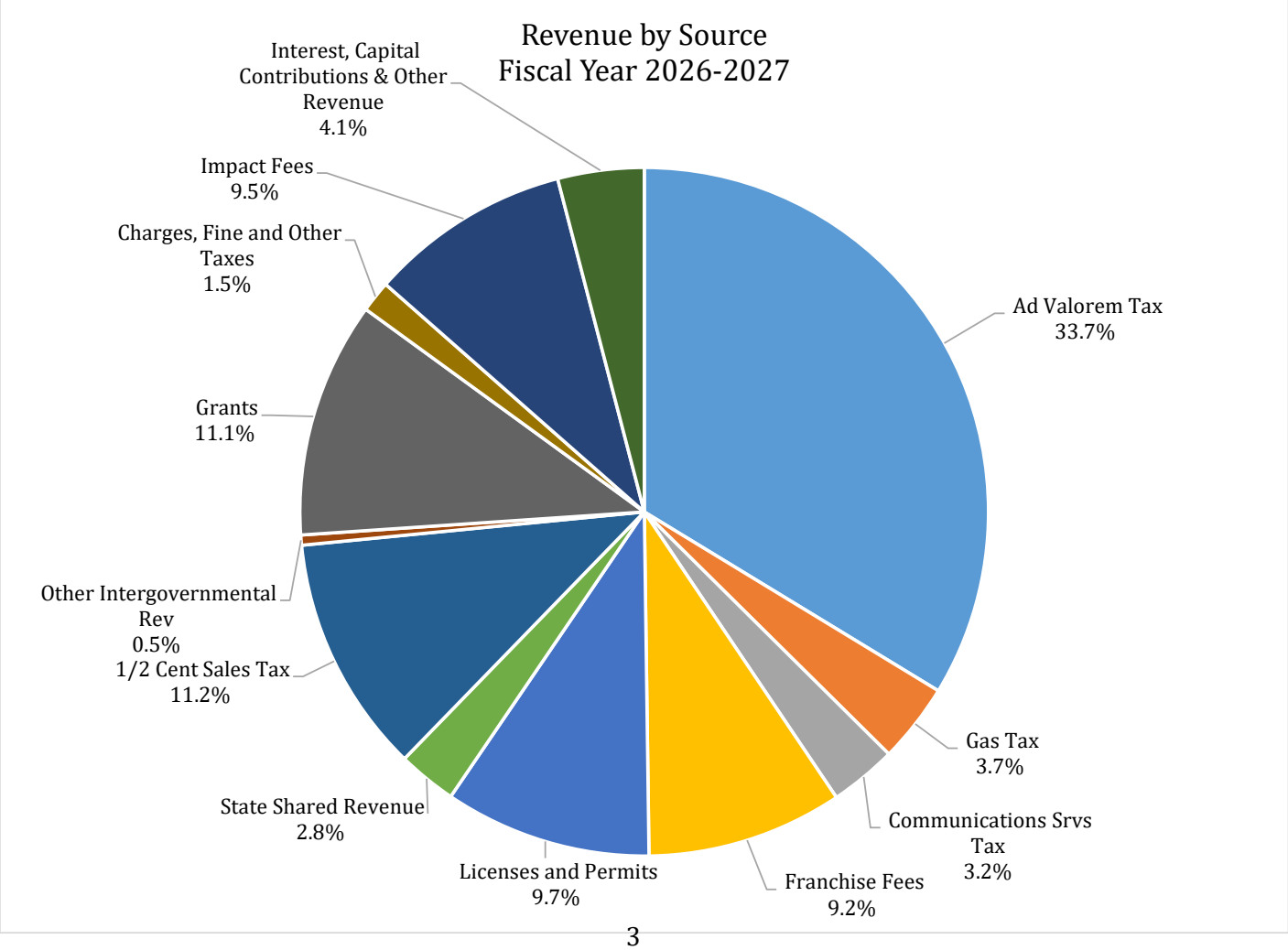

The following schedule presents a summary of Expenditures for all funds by Function:

	Actual 2024-2025	Budget 2025-2026	Expected 2025-2026	Budget 2026-2027		+/- Budget
General Government	$ 7,518,401	$ 16,677,225	$ 16,677,225	$ 12,384,942	23.6%	$ (4,292,283)
Public Safety	8,268,631	9,038,685	9,038,685	9,509,300	18.1%	470,615
Physical Environment	27,781,305	30,760,225	30,760,225	3,018,727	5.7%	(27,741,498)
Transportation	9,553,672	84,451,826	84,451,826	16,832,986	32.0%	(67,618,840)
Economic Environment	-	316,000	316,000	276,000	0.5%	(40,000)
Human Services (Animal Control)	166,476	185,680	185,680	188,180	0.4%	2,500
Culture and Recreation	5,658,973	32,879,703	32,879,703	8,818,656	16.8%	(24,061,047)
Debt Service	1,571,241	1,560,730	1,560,730	1,533,000	2.9%	(27,730)
Total Expenditures	$ 60,518,699	$ 175,870,074	$ 175,870,074	$ 52,561,791	100.0%	$ (123,308,283)

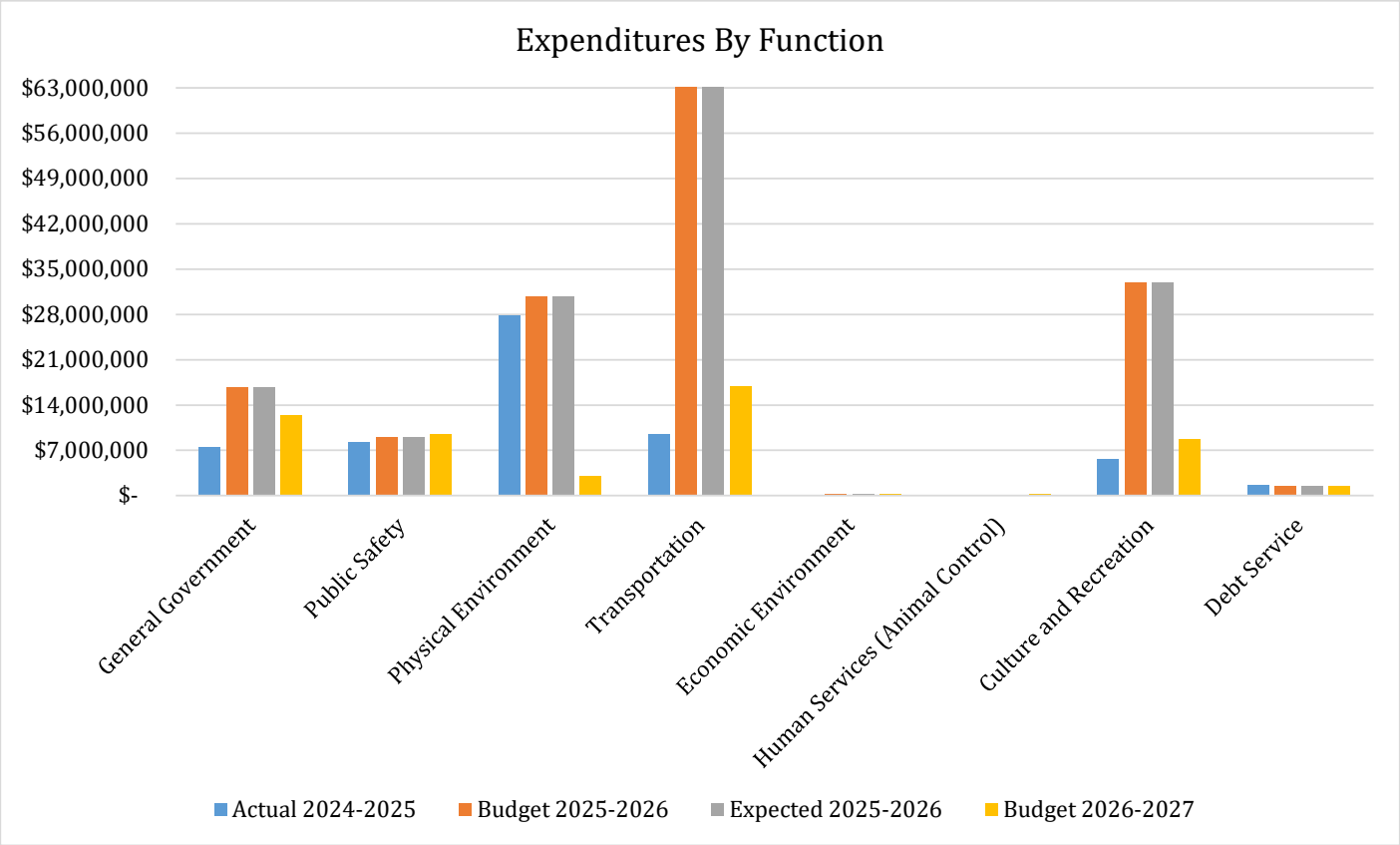

Summarized below are the Revenues by Fund Type:

	Actual 2024-2025	Budget 2025-2026	Expected 2025-2026	Budget 2026-2027		+/- Budget
General Fund	$ 30,770,512	28,999,680	$ 29,678,280	$ 28,901,400	62.2%	$ (98,280)
Special Revenue	33,737,885	73,342,566	71,575,866	17,589,779	37.8%	(55,752,787)
Debt Service	-	-	-	-	0.0%	-
Capital Projects	750,595	2,867,625	2,867,625	-	0.0%	(2,867,625)
Total Revenues	$ 65,258,992	105,209,871	$ 104,121,771	$ 46,491,179	100.0%	$ (58,718,692)

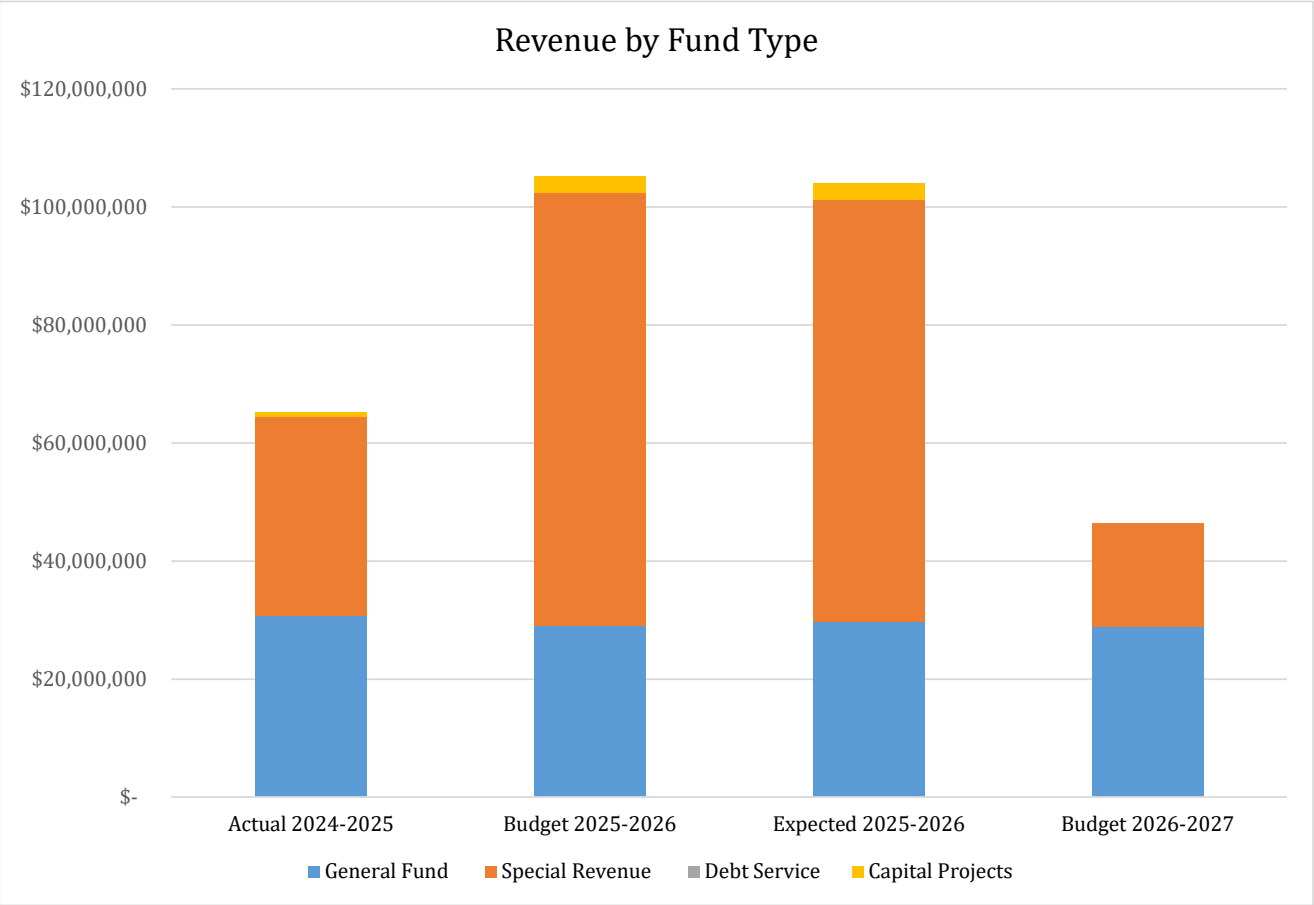

Summarized below are the Expenditures by Fund Type:

	Actual 2024-2025	Budget 2025-2026	Expected 2025-2026	Budget 2026-2027		+/- Budget
General Fund	$ 19,490,497	24,121,843	$ 24,121,843	$ 24,543,829	46.7%	$ 421,986
Special Revenue	5,511,833	5,294,500	5,294,500	5,396,295	10.3%	101,795
Debt Service	1,571,241	1,560,730	1,560,730	1,533,000	2.9%	(27,730)
Capital Projects	33,945,126	144,893,001	144,893,001	21,088,667	40.1%	(123,804,334)
Total Expenditures	$ 60,518,697	175,870,074	$ 175,870,074	$ 52,561,791	100.0%	$ (123,308,283)

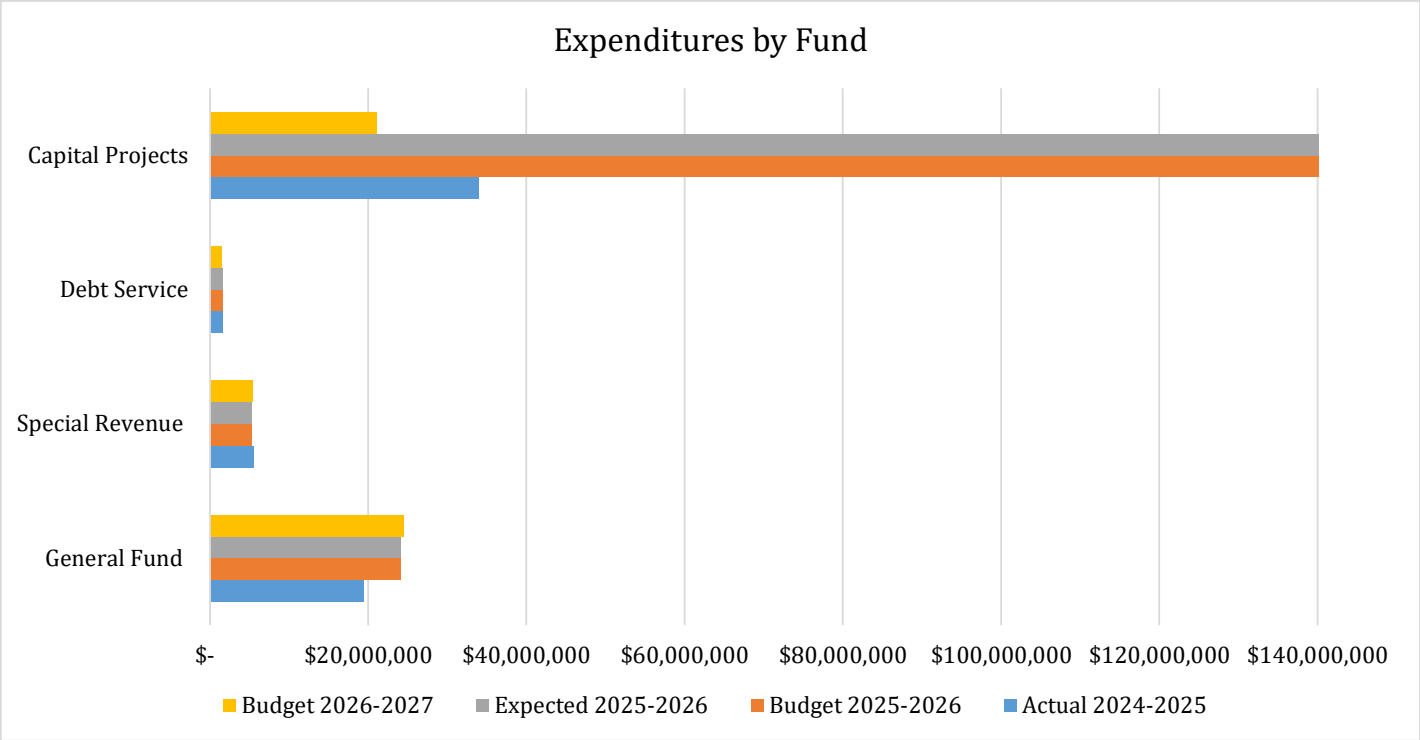

City of Bonita Springs, Florida

Fiscal Year 2026-2027 Budget At A Glance

	Projected Fund Balance Oct. 1, 2026	Operating & Disaster Reserves	Revenues	Transfers from Other Funds	Total Sources of Funds	Expenditures	Transfers to Other Funds	Operating & Disaster Reserves	Projected Fund Balance Sept. 30, 2027	Net Differences
General Fund	$ 12,403,729	$ 7,476,000	$ 28,901,400	$ -	$ 48,781,129	$ 24,543,829	$ 10,171,500	$ 8,738,000	**$ 5,327,800**	$ (5,813,929)
Special Revenue Funds:										
Gas Tax Fund	303,267	-	2,006,000	-	2,309,267	1,350,255	500,000	-	**459,012**	155,745
Grant Fund	-	-	5,153,179	40,000	5,193,179	80,000	5,113,179	-	**-**	-
Road Impact Fees Fund	13,053,214	-	4,625,000	-	17,678,214	-	5,105,488	-	**12,572,726**	(480,488)
Park Impact Fees Fund	135	-	374,000	-	374,135	-	-	-	**374,135**	374,000
Stormwater Fund	1,345,791	-	1,724,000	-	3,069,791	763,040	700,000	-	**1,606,751**	260,960
Building Fund	1,671,852	-	2,800,000	-	4,471,852	3,203,000	-	-	**1,268,852**	(403,000)
Downtown Area Revenue Sharing Fund	3,021,035	-	907,600	-	3,928,635	-	1,071,500	-	**2,857,135**	(163,900)
	19,395,294	-	17,589,779	40,000	37,025,073	5,396,295	12,490,167	-	**19,138,611**	(256,683)
Debt Service Funds	-	2,000,000	-	1,533,000	3,533,000	1,533,000	-	2,000,000	**$ -**	-
Capital Projects Fund	48,453	-	-	21,088,667	21,137,120	21,088,667	-	-	**48,453**	-
Total All Funds	**$ 31,847,476**	**$ 9,476,000**	**$ 46,491,179**	**$ 22,661,667**	**$ 110,476,322**	**$ 52,561,791**	**$ 22,661,667**	**$ 10,738,000**	**$ 24,514,864**	$ (6,070,612)

Fiscal Year 2025-2026 Expected Amounts At A Glance

	Fund Balance Oct. 1, 2025	Operating & Disaster Reserves	Revenues	Transfers from Other Funds	Total Sources of Funds	Expenditures	Transfers to Other Funds	Operating & Disaster Reserves	Projected Fund Balance Sept. 30, 2026	Net Differences
General Fund	$ 48,004,496	$7,476,000	$ 29,678,280	$ -	$ 85,158,776	$ 24,121,843	$ 41,157,204	$7,476,000	**$ 12,403,729**	$(35,600,767)
Special Revenue Funds:										
Gas Tax Fund	2,687,495	-	2,053,000	-	4,740,495	1,349,460	3,087,768	-	**303,267**	(2,384,228)
Grant Fund	-	-	57,647,266	40,000	57,687,266	80,000	57,607,266	-	**-**	-
Road Impact Fees Fund	40,156,243	-	6,120,000	-	46,276,243	-	33,223,029	-	**13,053,214**	(27,103,029)
Park Impact Fees Fund	3,897,621	-	450,100	-	4,347,721	-	4,347,586	-	**135**	(3,897,486)
Stormwater Fund	2,902,711	-	1,740,000	-	4,642,711	763,040	2,533,880	-	**1,345,791**	(1,556,920)
Building Fund	2,652,845	-	2,715,000	-	5,367,845	3,102,000	593,993	-	**1,671,852**	(980,993)
Downtown Area Revenue Sharing Fund	3,245,915	-	850,500	-	4,096,415	-	1,075,380	-	**3,021,035**	(224,880)
	55,542,830	-	71,575,866	40,000	127,158,696	5,294,500	102,468,902	-	**19,395,294**	(36,147,536)
Debt Service Funds	-	2,000,000	-	1,560,730	3,560,730	1,560,730	-	2,000,000	**-**	-
Capital Projects Fund	48,453	-	2,867,625	142,025,376	144,941,454	144,893,001	-	-	**48,453**	-
Total All Funds	**$ 103,595,779**	**$ 9,476,000**	**$ 104,121,771**	**$ 143,626,106**	**$ 360,819,656**	**$ 175,870,074**	**$ 143,626,106**	**$ 9,476,000**	**$ 31,847,476**	$(71,748,303)

Page Intentionally Left Blank

City of Bonita Springs, Florida
Fiscal Year 2026-2027
Budget Summary

	General Fund	Special Revenue	Debt Service	Capital Projects	Total Governmental Funds
Prior Year Surplus/ Beginning Fund Balance	$ 19,879,729	$ 19,395,294	$ 2,000,000	$ 48,453	$ 41,323,476
Revenues					
Ad Valorem Tax	14,762,500	907,600	-	-	15,670,100
Gas Tax	-	1,730,000	-	-	1,730,000
Communications Services Tax	1,465,000	-	-	-	1,465,000
Other Taxes	30,000	-	-	-	30,000
Franchise Fees	4,275,000	-	-	-	4,275,000
Licenses and Permits	66,100	2,780,000	-	-	2,846,100
Intergovernmental Revenues	6,472,500	5,385,179	-	-	11,857,679
Charges for Services	567,300	1,680,000	-	-	2,247,300
Fines and Forfeitures	90,000	-	-	-	90,000
Impact Fees	-	4,400,000	-	-	4,400,000
Investment Earnings	1,100,000	707,000	-	-	1,807,000
Other Miscellaneous Revenues	73,000	-	-	-	73,000
Total Revenues	28,901,400	17,589,779	-	-	46,491,179
Other Financing Sources					
Transfers from Other Funds	-	40,000	1,533,000	21,088,667	22,661,667
Total Sources of Funds	**$ 48,781,129**	**$ 37,025,073**	**$ 3,533,000**	**$ 21,137,120**	**$ 110,476,322**
Expenditures					
General Government	8,644,942	-	-	3,740,000	12,384,942
Public Safety	5,826,300	3,283,000	-	400,000	9,509,300
Physical Environment	355,687	763,040	-	1,900,000	3,018,727
Transportation	4,464,064	1,350,255	-	11,018,667	16,832,986
Economic Environment	276,000	-	-	-	276,000
Human Services	188,180	-	-	-	188,180
Culture and Recreation	4,788,656	-	-	4,030,000	8,818,656
Debt Service	-		1,533,000	-	1,533,000
Total Expenditures	24,543,829	5,396,295	1,533,000	21,088,667	52,561,791
Surplus (deficit)	4,357,571	12,233,484	-	-	16,591,055
Transfers to Other Funds	10,171,500	12,490,167	-	-	22,661,667
Change in Fund Balance	*(5,813,929)*	*(256,683)*	-	-	*(6,070,612)*
Fund Balances Available for:					
Capital Projects and Operations	3,994,800	13,405,873	-	48,453	17,449,126
Debt Service	-	2,857,135		-	2,857,135
Stormwater	-	1,606,751			1,606,751
Building Permit Fees Fund	-	1,268,852	-	-	1,268,852
Affordable Housing	1,333,000				1,333,000
Operating Reserves	6,200,000		-	-	6,200,000
Disaster Reserves	2,538,000	-	2,000,000	-	4,538,000
Total Ending Fund Balance	14,065,800	19,138,611	2,000,000	48,453	35,252,864
Total Use of Funds	**$ 48,781,129**	**$ 37,025,073**	**$ 3,533,000**	**$ 21,137,120**	**$ 110,476,322**

Page Intentionally Left Blank

City of Bonita Springs, Florida
Fiscal Year 2026-2027
General Fund Revenue Summary

		Actual 2024-2025	Budget 2025-2026	Expected 2025-2026	Budget 2026-2027	+/- Budget
3110000	Ad Valorem Taxes	$ 13,521,745	$ 14,397,300	$ 14,397,300	14,762,500	$ 365,200
3150000	Communications Services Tax	1,520,350	1,465,000	1,500,000	1,465,000	-
3160000	Business Tax	30,390	30,000	30,000	30,000	-
	Taxes Total	15,072,485	15,892,300	15,927,300	16,257,500	365,200
3231000	Franchise Fees-Electricity	3,918,582	3,500,000	3,700,000	3,700,000	200,000
3234000	Franchise Fees-Gas	116,163	122,000	110,000	110,000	(12,000)
3237000	Franchise Fees-Solid Waste	479,269	465,000	465,000	465,000	-
	Franchise Fees Total	4,514,014	4,087,000	4,275,000	4,275,000	188,000
3290000	Rental Permits	66,145	20,000	40,000	40,000	20,000
3290000	Other Permits and Fees	39,710	26,100	26,100	26,100	-
	Licenses & Permits Total	105,855	46,100	66,100	66,100	20,000
3351200	State Shared Revenues	1,237,085	1,100,000	1,100,000	1,050,000	(50,000)
3351400	Mobile Home Licenses	38,692	40,000	40,000	40,000	-
3351500	Alcoholic Beverage Licenses	70,791	60,000	60,000	60,000	-
3351800	Half-cent Sales Tax	5,617,507	5,507,000	5,400,000	5,200,000	(307,000)
3354901	Florida DOT-US41 Light Maint	116,189	118,980	118,980	122,500	3,520
	Intergovernmental Total	7,080,264	6,825,980	6,718,980	6,472,500	(353,480)
3419000	Planning & Zoning Fees	336,004	240,000	344,000	355,000	115,000
3419001	Hurricane Mitigation	-	-	-	-	-
3419002	Cost Recovery-Professional Servi	8,640	10,000	10,000	10,000	-
3437000	Conservation & Resource Mgmt	106,000	100,000	70,000	60,000	(40,000)
3472000	Parks & Recreation Revenue	89,144	80,000	80,000	80,000	-
3472001	Pool Revenue	14,181	15,300	15,300	15,300	-
3490001	Convenience Fee	53,245	35,000	35,000	35,000	-
34x0000	Other Charges for Services	60,716	15,000	53,600	12,000	(3,000)
	Charges for Service Total	667,930	495,300	607,900	567,300	72,000
3515000	Fine and Forfeitures	70,976	30,000	40,000	40,000	10,000
3540000	Code Enforcement Fines-Local	39,883	50,000	470,000	50,000	-
	Fines & Forfeitures Total	110,859	80,000	510,000	90,000	10,000
3611000	Interest Income	3,126,038	1,500,000	1,500,000	1,100,000	(400,000)
	Interest Income Total	3,126,038	1,500,000	1,500,000	1,100,000	(400,000)
3620000	Rents and Royalties	71,520	65,000	65,000	65,000	-
3690002	Restricted Bldg Code Surcharge	8,807	3,000	3,000	3,000	-
36xx000	Other Miscellaneous Revenue	12,740	5,000	5,000	5,000	-
	Miscellaneous Revenue Total	93,067	73,000	73,000	73,000	-
Total Revenue		**30,770,512**	**28,999,680**	**29,678,280**	**28,901,400**	**(98,280)**
Other Financing Sources						
3810013	Transfer from Grant Fund	2,408,209	-	-	-	-
	Total Other Financing Sources	**2,408,209**	**-**	**-**	**-**	**-**
Total Revenue & Other Financing Source		**$ 33,178,721**	**$ 28,999,680**	**$ 29,678,280**	**$ 28,901,400**	**$ (98,280)**

General Fund Revenue by Type

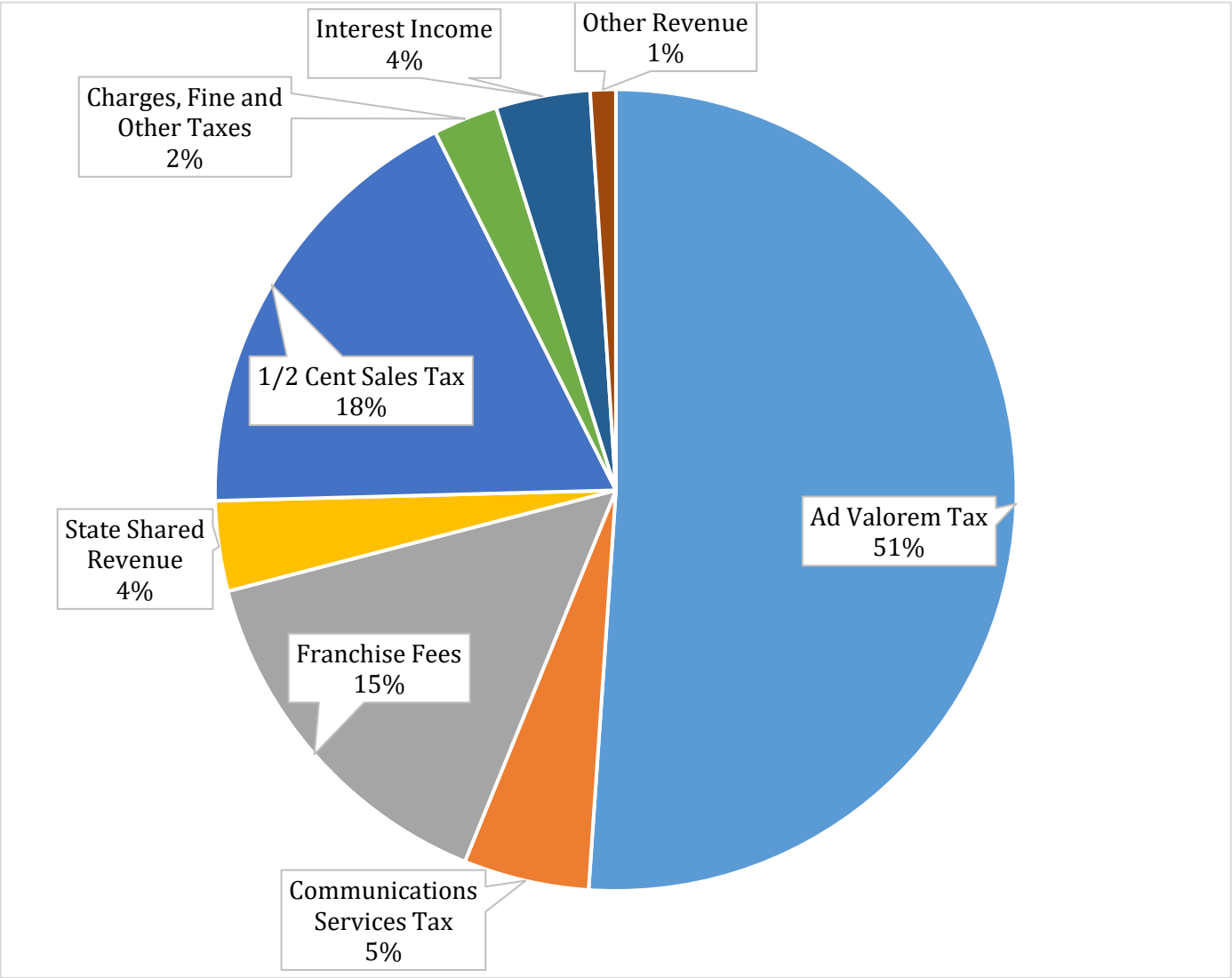

	Budget 2026-2027
Ad Valorem Tax	$ 14,762,500
Communications Services Tax	1,465,000
Franchise Fees	4,275,000
State Shared Revenue	1,050,000
1/2 Cent Sales Tax	5,200,000
Charges, Fine and Other Taxes	753,400
Interest Income	1,100,000
Other Revenue	295,500
	$ 28,901,400

Legal Authorization

Florida Statutes §166.211, authorizes the City of Bonita Springs, in a manner not inconsistent with general law, to levy Ad Valorem taxes on real and tangible personal property in an amount not to exceed 10 mills. Ad Valorem Taxes are also known as property taxes.

Major Assumptions

In fiscal year 2026-2027, the maximum millage rate allowed by a majority vote of the governing body is the rolled-back rate: 0.8411. A two-thirds (5 out of 7) council member vote allows for a maximum millage rate of 0.9252. A higher rate may only be adopted by a unanimous (7 out of 7) council member vote. The rules are outlined in Florida Statute §200.065

Fee Schedule

The millage rate for the City of Bonita Springs will be set by City Council, and will levy an annual tax for said year.

Revenue Trends

Tax Year	Just Value	Taxable Value	% Over (Under) Prior Year	Millage Rate	Adjusted Rolled Back Rate	Rolled Back Rate	% Over (Under) Rolled Back Rate	Revenue Collected/ Budgeted
2022	20,318,742,168	14,314,866,319	14.64%	0.8000	1.0840	0.7248	10.38%	11,036,084
2023	24,610,676,931	15,601,371,944	8.99%	0.8173	1.0309	0.7169	14.00%	12,326,739
2024	26,563,014,695	17,656,281,316	13.17%	0.8470	0.9545	0.7359	15.10%	14,285,300
2025	25,838,402,436	18,823,472,484	6.61%	0.8470	0.9602	0.8062	5.06%	15,247,800
2026 [1]	24,791,007,577	19,271,813,275	2.38%	0.8470	not applicable	0.8411	0.70%	15,670,100

	Actual 2023-2024	Actual 2024-2025	Budget 2025-2026	Expected 2025-2026	Budget 2026-2027
General Fund	$11,836,339	$13,521,745	$14,397,300	$14,397,300	$14,762,500
Downtown Area Special Revenue Fund	490,400	845,800	850,500	850,500	907,600
	$12,326,739	$14,367,545	$15,247,800	$15,247,800	$15,670,100

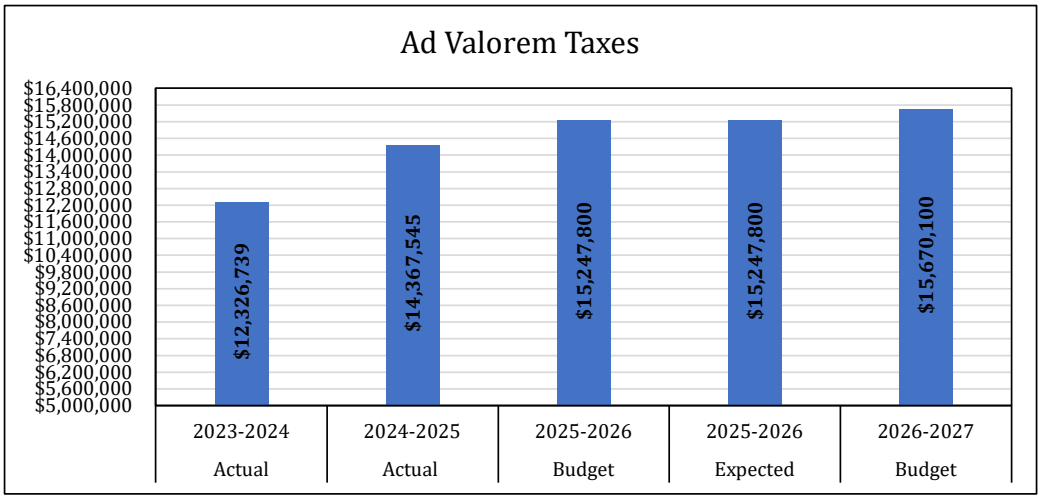

[1] Values are subject to change during the Value Adjustment Board process which typically ends in March.

City of Bonita Springs, Florida
Fiscal Year 2026-2027
History of Taxable Property Values

The following chart presents a history of the City's taxable values by fiscal year. Fiscal Year 26-27 values are subject to change during the Value Adjustment Board process which typically ends in March.

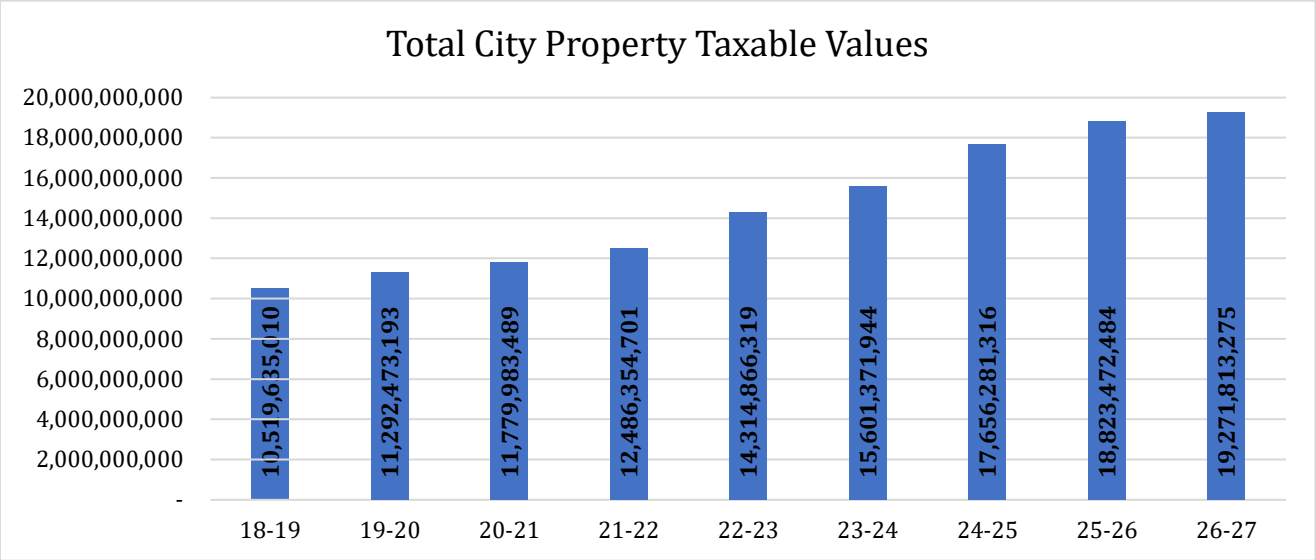

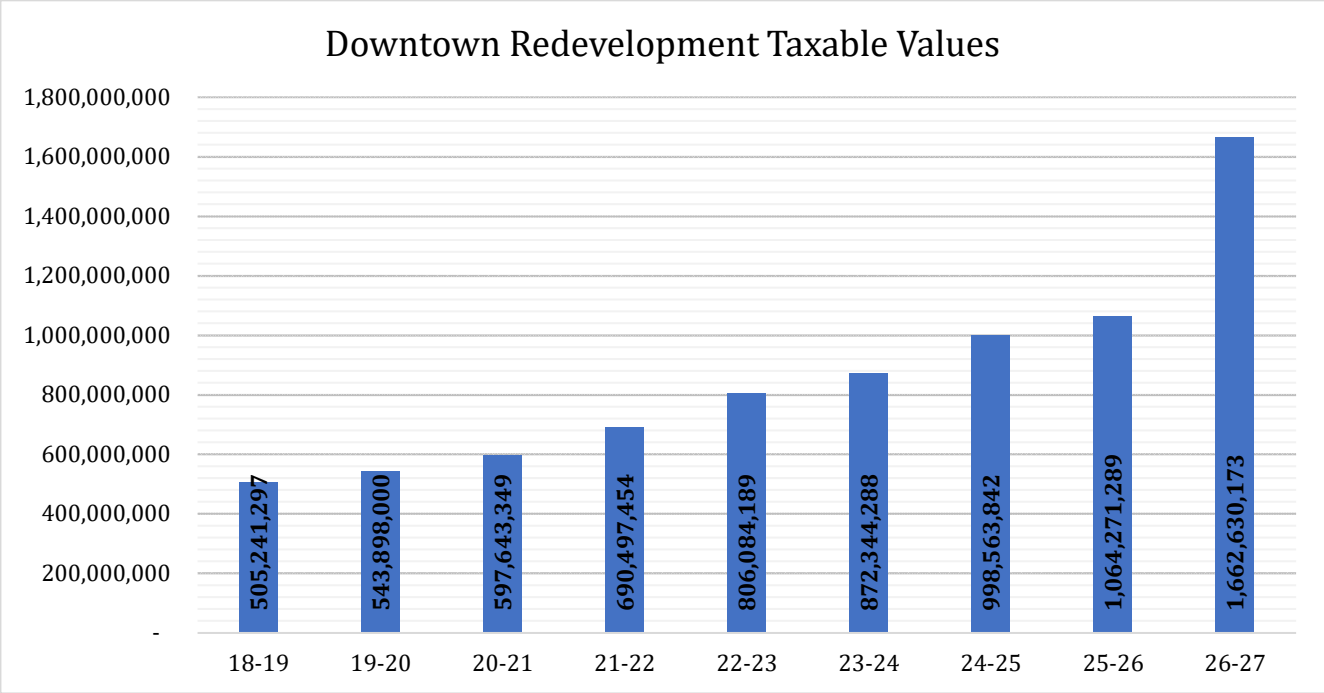

City of Bonita Springs, Florida
Fiscal Year 2026-2027
Taxes Paid by Taxing Authority

The following chart and table present the allocation of total taxes by the City's residential property owners based upon the proposed millage rates set by the various governmental taxing authorities shown.

Taxing Authority	2026 Millage Rate	% of Total Tax Bill	Average Residential Taxes Paid
Lee County General Revenue	3.7623	29.4%	$ 1,422
Lee County Library District	0.4218	3.3%	159
City of Bonita Springs	***0.8470***	6.6%	***320***
Public School by Local Board	2.2480	17.5%	850
Public School by State Law	3.0230	23.6%	1,143
Hyacinth Control District	0.0200	0.2%	8
Mosquito Control District	0.2201	1.7%	83
South Florida Water Management District	0.2301	1.8%	87
West Coast Inland Navigation District	0.0394	0.3%	15
Bonita Springs Fire District	2.0100	15.6%	760
	-	-	-
	12.8217	100.0%	$ 4,847

Average Residential Taxable Value 378,000

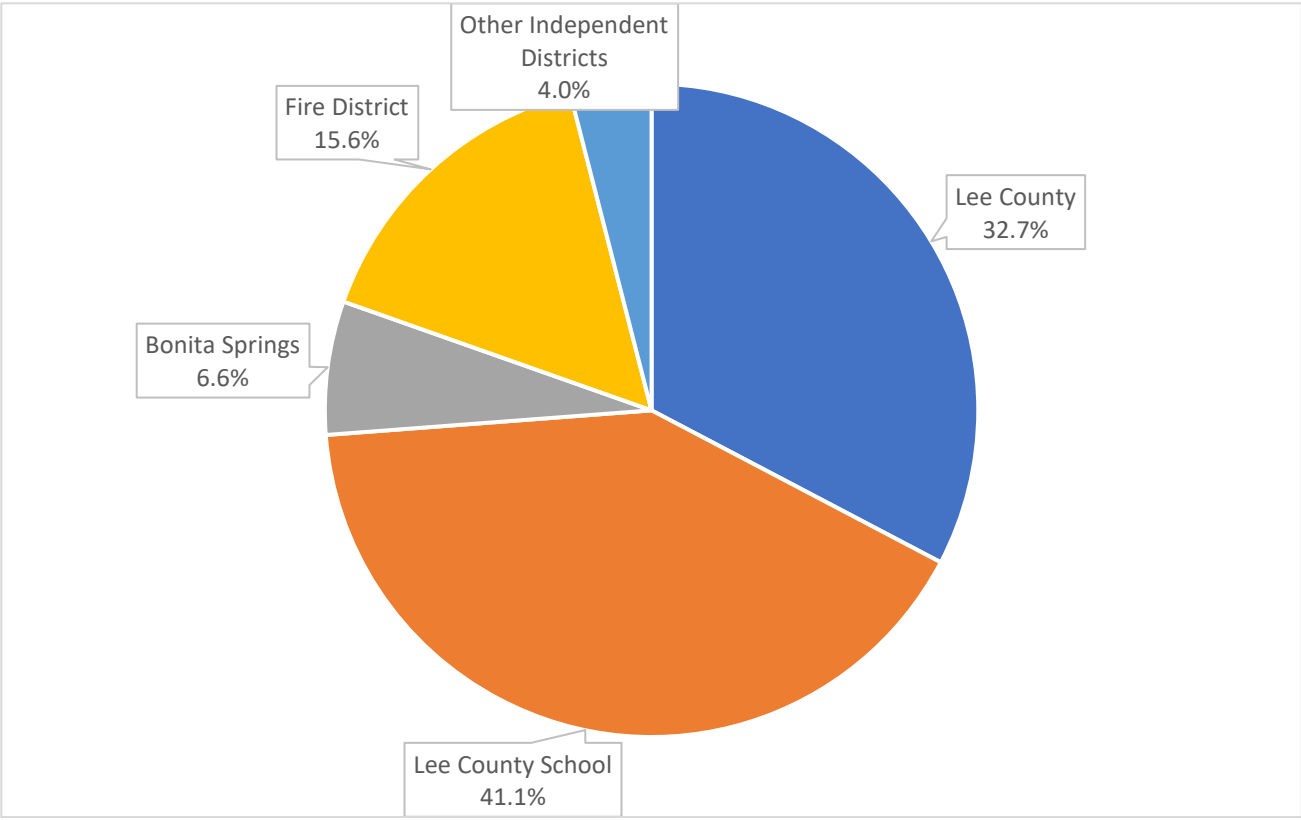

City of Bonita Springs, Florida
Fiscal Year 2026-2027
Communications Services Tax

Legal Authorization

Florida Statutes §202.19, authorizes the City to adopt Local Communications Services Tax (CST). The City adopted Ordinance 2022-08 authorized the rate of 3.61%.

Major Assumptions

On August 17, 2022, City Council approved Ordinance 2022-08, which authorized the rate of 3.61%. City Council, by Florida Statutes §202.21, can increase only upon adoption by Ordinance before September 1st of any year for an increase beginning on January 1st of the following year with a maximum of 5.22% allowed. Revenue estimates and allocations are provided by the State.

Fee Schedule

All payment schedules are established by Florida Statutes §202.20 and are received monthly for the prior month's collection.

Revenue Trends

General Fund	Actual 2023-2024	Actual 2024-2025	Budget 2025-2026	Expected 2025-2026	Budget 2026-2027
Communications Services Taxes	$1,487,093	$1,520,350	$1,465,000	$1,500,000	$1,465,000

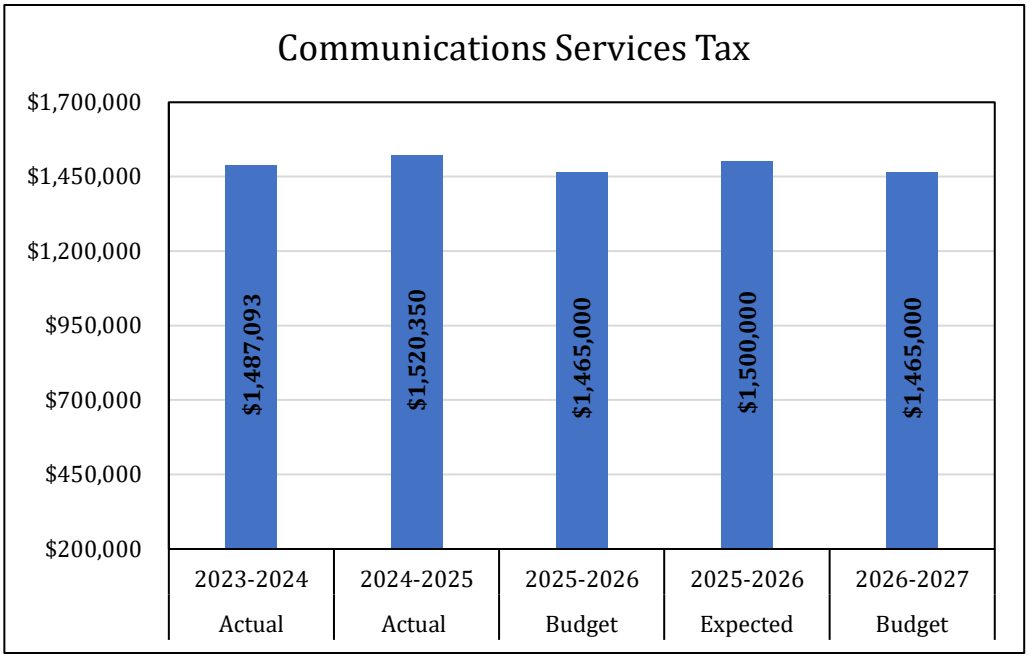

City of Bonita Springs, Florida
Fiscal Year 2026-2027
Franchise Fees

Legal Authorization

The City of Bonita Springs Ordinances 2022-07 (electrical), 2004-09 (gas), 2002-14 (water/sewer), and 2004-02 (cable) grant the non-exclusive right, priviledge or franchise to construct, maintain, and operate, under, upon, over and across the present or future streets for the respective services. The County's solid waste franchise fee share with the City is pursuant to an Interlocal Agreement.

Major Assumptions

Current franchise fees are: Electrical, 4% (5% maximum); Gas, 6%, Solid Waste, set by the County. City Council has the option to increase electrical franchise fees once annually and Lee County has the ability to increase the solid waste franchise fee. Revenue estimates are based upon trend analysis.

Fee Schedule

Contained in City Ordinances

Revenue Trends

General Fund	Actual 2023-2024	Actual 2024-2025	Budget 2025-2026	Expected 2025-2026	Budget 2026-2027
Electrical	$3,822,041	$3,918,582	$3,500,000	$3,700,000	$3,700,000
Gas	106,593	116,163	122,000	110,000	110,000
Solid Waste	461,254	479,269	465,000	465,000	465,000
	$4,389,888	$4,514,014	$4,087,000	$4,275,000	$4,275,000

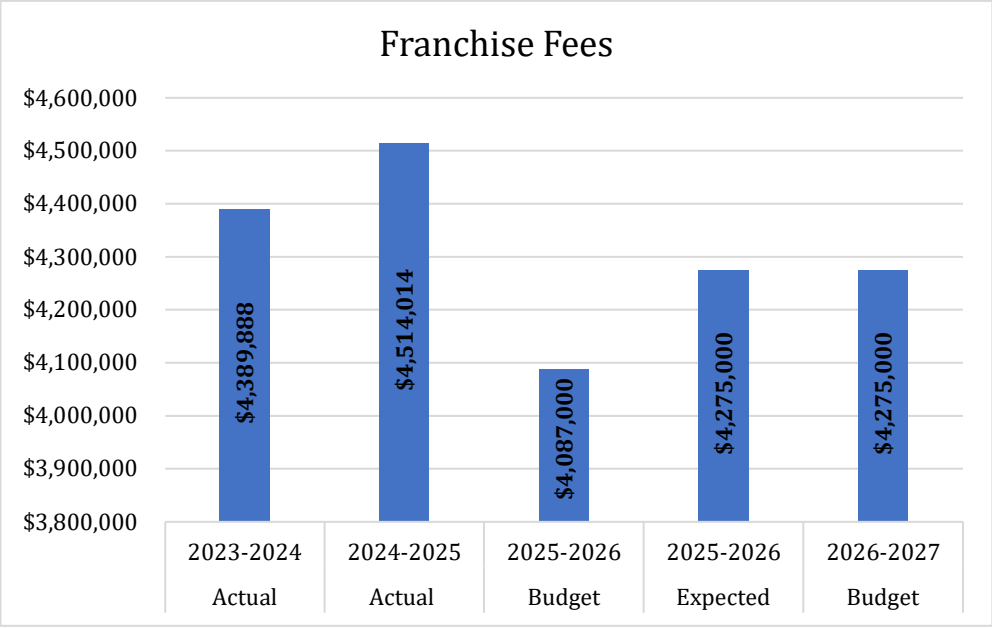

Legal Authorization

The Shared State Revenues are comprised of a variety of fees and taxes collected by the State and distributed to municipalities based on formulas established by appropriate Florida Statutes. The Municipal Revenue Sharing apportionment of Sales Tax for municipalities is discussed in Florida Statutes §218.245. The Cigarette Tax is levied by Florida Statutes §210.02 and was consolidated into the State Shared Revenue proceeds in Fiscal Year 2000-2001. Local Government Half Cent Sales Tax distributions are provided for in Florida Statutes §218.61.

Major Assumptions

Revenue estimates and allocations are provided by the State.

Fee Schedule

All payment schedules are established by Florida Statutes. Revenue Sharing is received monthly based upon an apportionment formula. Mobile Home Licenses and Half Cent Sales Tax are received monthly for the prior two month's collection, i.e., January collections are received in March. Alcoholic Beverage Licenses are received quarterly for the prior quarter's collections.

Revenue Trends

General Fund	Actual 2023-2024	Actual 2024-2025	Budget 2025-2026	Expected 2025-2026	Budget 2026-2027
State Shared Revenue-Sales Tax	$1,152,258	$1,237,085	$1,100,000	$1,100,000	$1,050,000
Mobile Home Licenses	41,567	38,692	40,000	40,000	40,000
Alcoholic Beverage Licenses	59,505	70,791	60,000	60,000	60,000
Half Cent Sales Tax	5,912,917	5,617,507	5,507,000	5,400,000	5,200,000
	$7,166,247	$6,964,075	$6,707,000	$6,600,000	$6,350,000

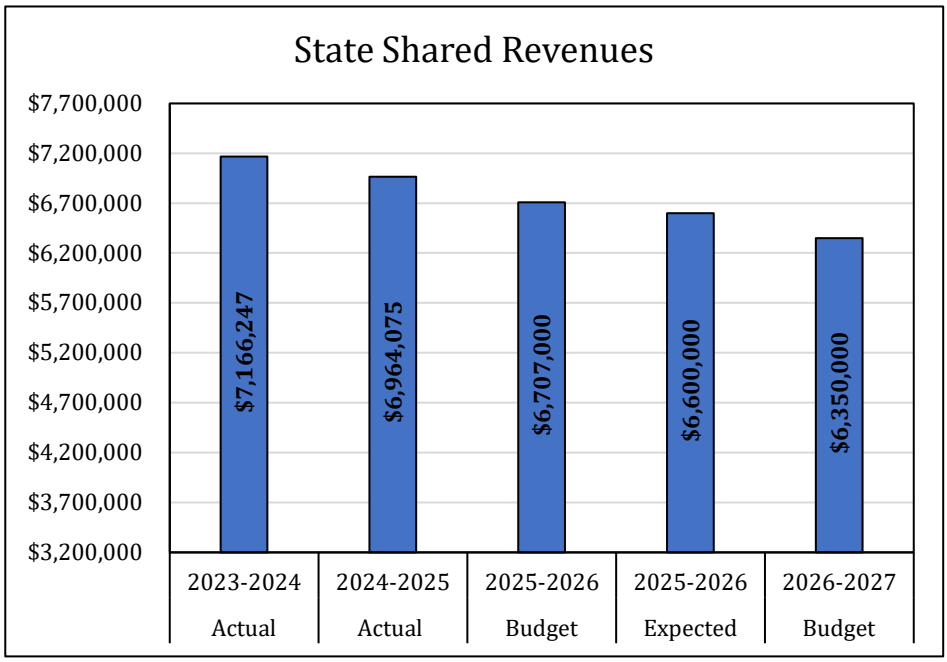

City of Bonita Springs, Florida
Fiscal Year 2026-2027
General Fund Expenditure Summary

	Actual 2024-2025	Budget 2025-2026	Expected 2025-2026	Budget 2026-2027	+/- Budget
Personal Services	$ 6,561,081	$ 7,927,806	$ 7,927,806	$ 8,321,300	$ 393,494
Operating Expenditures	12,714,506	15,761,780	15,761,780	16,068,529	306,749
Capital Outlay	214,910	432,257	432,257	154,000	(278,257)
Total Expenditures	*19,490,497*	*24,121,843*	*24,121,843*	*24,543,829*	*421,986*
Transfers to Other Funds	11,347,568	46,381,589	41,157,204	10,171,500	(36,210,089)
	$ 30,838,065	**$ 70,503,432**	**$ 65,279,047**	**$ 34,715,329**	**$ (35,788,103)**
Full Time Equivalent Positions	62.0	62.0	62.0	62.0	-
Expenditures by Cost Center:					
City Council					
City Council (101.511-554)	$ 419,519	$ 509,000	$ 509,000	$ 492,800	$ (16,200)
Boards & Committees (102.5xx)	2,535	81,000	81,000	76,000	(5,000)
City Manager					
City Manager (201.512)	553,040	642,556	642,556	646,450	3,894
Law Enforcement (220.521)	3,108,836	3,760,000	3,760,000	3,954,000	194,000
City Attorney (301.514)	305,159	621,000	621,000	521,000	(100,000)
Financial and Administrative Services					
Admin Services/City Clerk (401.513)	673,592	930,700	930,700	981,850	51,150
Human Resources (410.513)	62,145	84,000	84,000	84,000	-
Finance (501.513)	1,185,435	1,106,556	1,106,556	1,156,350	49,794
Communications and Facilities					
City Hall (402.513)	290,877	338,630	338,630	342,150	3,520
Communications (430.513)	740,482	983,801	983,801	1,029,201	45,400
Special Events (430.574)	658,070	711,000	711,000	746,000	35,000
Downtown Corridor (431.559)	-	266,000	266,000	271,000	5,000
Information Technologies (240.513)	310,504	478,900	478,900	488,300	9,400
Development Services					
Planning/Zoning (211.515)	2,005,263	2,187,000	2,187,000	2,195,940	8,940
Neighborhood Services					
Neighborhood Services (230.524)	1,300,187	1,525,595	1,525,595	1,689,200	163,605
Emergency Management (260.525)	51,558	171,090	171,090	183,100	12,010
Public Works					
Physical Environment (250.537)	282,855	356,132	356,132	349,887	(6,245)
Public Works (250.541)	3,790,410	4,550,971	4,550,971	4,464,064	(86,907)
Parks & Recreation					
Parks & Recreation (601-631)	3,151,754	3,881,132	3,881,132	3,907,956	26,824
Other(270.5xx,883,885,890)	598,276	936,780	936,780	964,581	27,801
Total Expenditures	19,490,497	24,121,843	24,121,843	24,543,829	421,986
Transfers to Other Funds	11,347,568	46,381,589	41,157,204	10,171,500	(36,210,089)
	$ 30,838,065	**$ 70,503,432**	**$ 65,279,047**	**$ 34,715,329**	**$ (35,788,103)**
Expenditures by Function:					
General Government-51X	$ 6,941,681	$ 8,541,143	$ 8,541,143	$ 8,644,942	$ 103,799
Public Safety-52X	4,460,580	5,456,685	5,456,685	5,826,300	369,615
Physical Environment-53X	286,181	369,532	369,532	355,687	(13,845)
Transportation-54X	3,790,409	4,550,971	4,550,971	4,464,064	(86,907)
Economic Environment-55X	-	291,000	291,000	276,000	(15,000)
Human Services/Animal Control-56X	166,476	185,680	185,680	188,180	2,500
Culture and Recreation-57X	3,845,170	4,726,832	4,726,832	4,788,656	61,824
Total Expenditures	19,490,497	24,121,843	24,121,843	24,543,829	421,986
Transfers to Other Funds	11,347,568	46,381,589	41,157,204	10,171,500	(36,210,089)
	$ 30,838,065	**$ 70,503,432**	**$ 65,279,047**	**$ 34,715,329**	**$ (35,788,103)**

City of Bonita Springs, Florida
Fiscal Year 2026-2027

General Fund Expenditure Summary

Total Expenditures

Actual 2024-2025	Budget 2025-2026	Expected 2025-2026	Budget 2026-2027
$ 19,490,497	$ 24,121,843	$ 24,121,843	$ 24,543,829

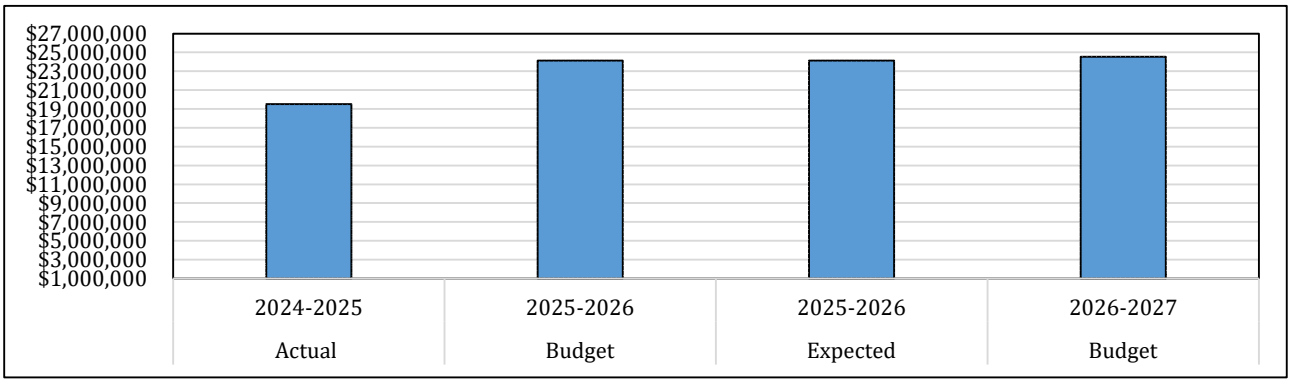

Personal Services Expenditures

Actual 2024-2025	Budget 2025-2026	Expected 2025-2026	Budget 2026-2027
$ 6,561,081	$ 7,927,806	$ 7,927,806	$ 8,321,300

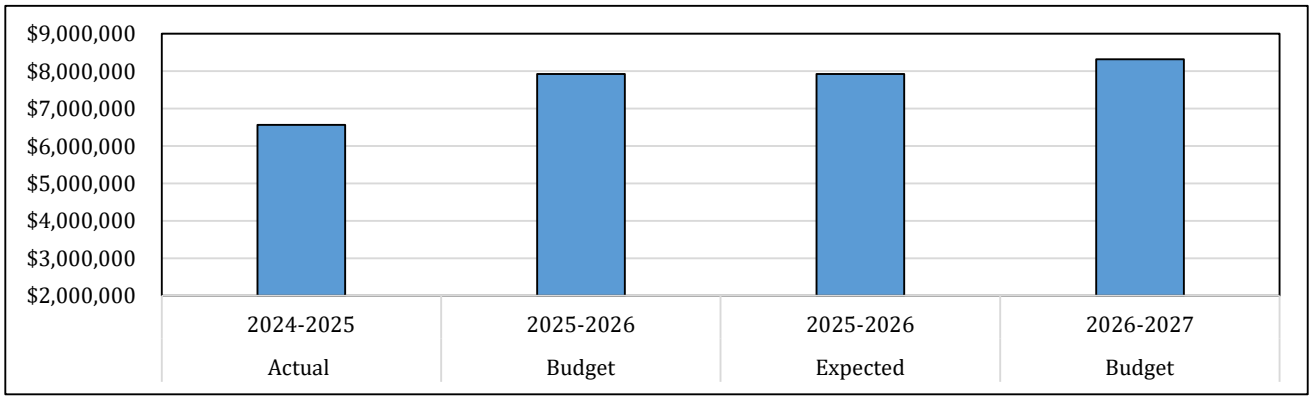

Operating Expenditures

Actual 2024-2025	Budget 2025-2026	Expected 2025-2026	Budget 2026-2027
$ 12,714,506	$ 15,761,780	$ 15,761,780	$ 16,068,529

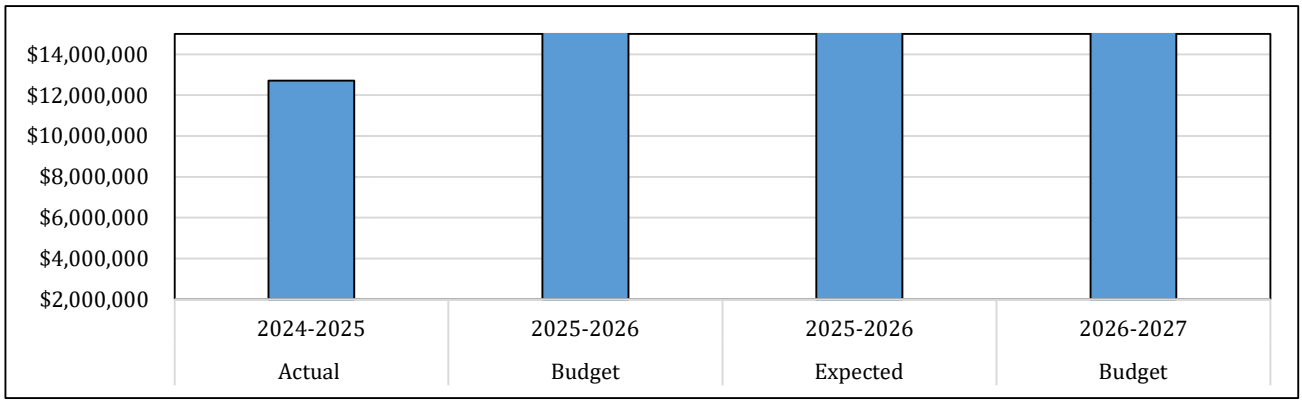

General Fund Expenditures by Function

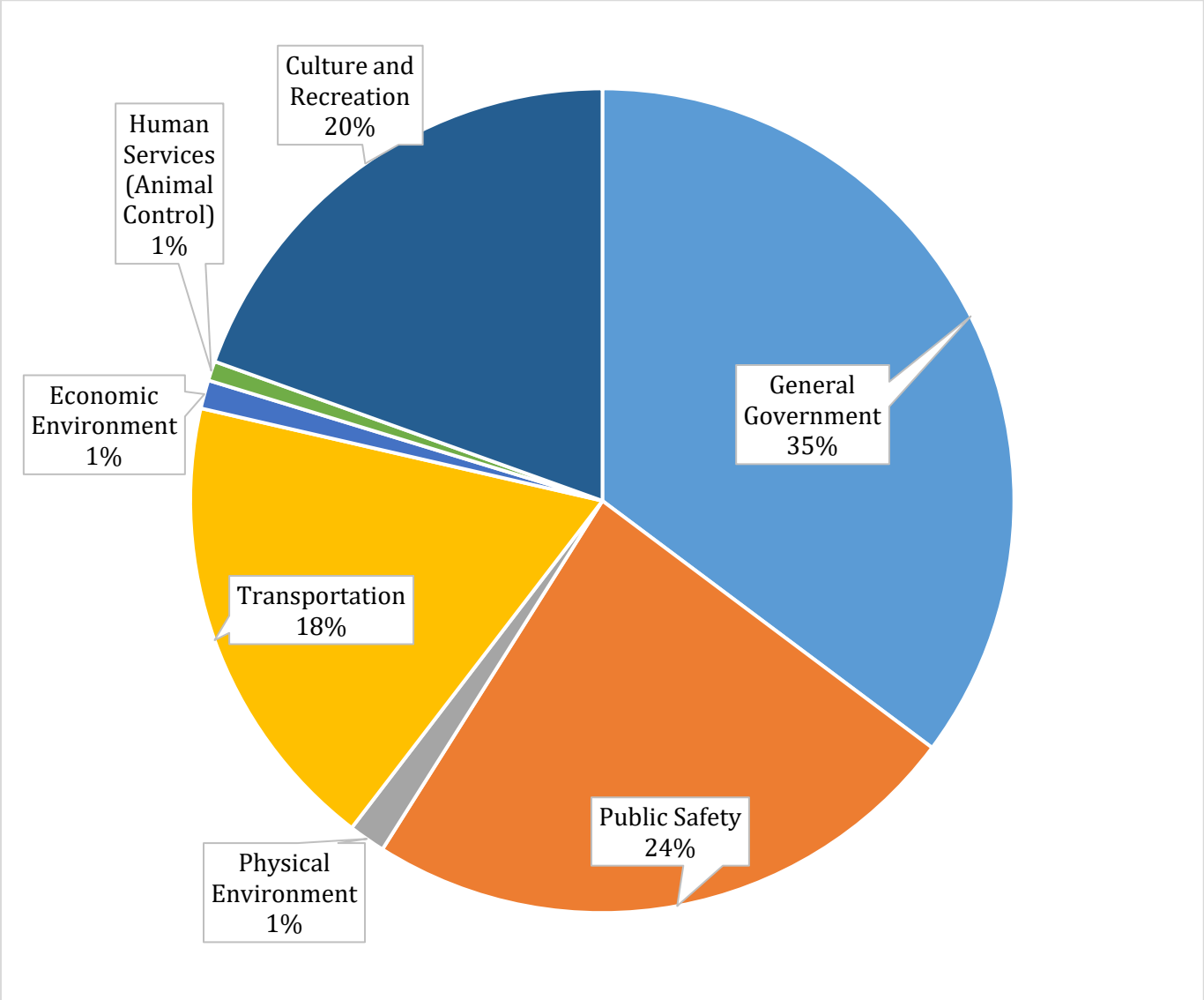

	Budget 2026-2027
General Government	$ 8,644,942
Public Safety	5,826,300
Physical Environment	355,687
Transportation	4,464,064
Economic Environment	276,000
Human Services (Animal Control)	188,180
Culture and Recreation	4,788,656
	$ 24,543,829

City Council (Cost Center 101)
Boards & Committees (Cost Center 102)
City Manager (Cost Center 201)
Public Safety (Cost Center 220)

Service Statement: General Administration includes the City Council, Boards and Committees, City Manager and Law Enforcement functions including Security. The Department's mission is to provide assistance to City Council Members, oversee and supervise department directors, assist economic development initiatives, assist and staff Boards and Committees, and provide law enforcement security for the citizens of Bonita Springs. Also, to continue to pursue the attainment of the City Council Strategic Priorities with support of City Council Members with their needs for meetings, citizen outreach and scheduling.

Budget Summary
City Council (Cost Center 101)

	Actual 2024-2025	Budget 2025-2026	Expected 2025-2026	Budget 2026-2027	+/- Budget
Personal Services	$ 317,983	$ 323,500	$ 323,500	$ 355,600	$ 32,100
Operating Expenditures	101,536	185,500	185,500	137,200	(48,300)
Total Expenditures	**$ 419,519**	**$ 509,000**	**$ 509,000**	**$ 492,800**	**$ (16,200)**

Budget Summary
Boards & Committees (Cost Center 102)

	Actual 2024-2025	Budget 2025-2026	Expected 2025-2026	Budget 2026-2027	+/- Budget
Operating Expenditures	$ 2,535	$ 81,000	$ 81,000	$ 76,000	$ (5,000)
Capital Outlay	-	-	-	-	-
Total Expenditures	**$ 2,535**	**$ 81,000**	**$ 81,000**	**$ 76,000**	**$ (5,000)**

Budget Summary
City Manager (Cost Center 201)

	Actual 2024-2025	Budget 2025-2026	Expected 2025-2026	Budget 2026-2027	+/- Budget
Personal Services	$ 507,637	$ 582,606	$ 582,606	$ 596,700	$ 14,094
Operating Expenditures	45,403	59,950	59,950	49,750	(10,200)
Capital Outlay	-	-	-	-	-
Total Expenditures	**$ 553,040**	**$ 642,556**	**$ 642,556**	**$ 646,450**	**$ 3,894**

Authorized Positions for Cost Center 201

City Manager	1.00	1.00	1.00	1.00	-
Assistant City Manager	0.25	0.25	0.25	0.25	-
Senior Executive Assistant	1.00	1.00	1.00	1.00	-
Total Positions	**2.25**	**2.25**	**2.25**	**2.25**	**-**

Budget Summary
Public Safety/Law Enforcement (Cost Center 220)

	Actual 2024-2025	Budget 2025-2026	Expected 2025-2026	Budget 2026-2027	+/- Budget
Operating Expenditures	$ 3,108,836	$ 3,760,000	$ 3,760,000	$ 3,954,000	$ 194,000
Capital Outlay	-	-	-	-	-
Total Expenditures	**$ 3,108,836**	**$ 3,760,000**	**$ 3,760,000**	**$ 3,954,000**	**$ 194,000**

		2024-2025 Actual	2025-2026 Budget	2025-2026 Expected	2026-2027 Proposed Budget	+/- Budget
101 - City Council						
Personal Services						
00.101.511.5111100.51.11.51111	Executive Wages	166,045	155,100	155,100	160,300	5,200
00.101.511.5112100.51.21.51121	FICA Taxes	12,793	11,900	11,900	12,300	400
00.101.511.5112200.51.22.51122	Retirement Contributions	89,807	93,300	93,300	91,700	(1,600)
00.101.511.5112300.51.23.51123	Health Insurance	46,028	60,900	60,900	88,700	27,800
00.101.511.5112305.51.23.51123	Health Savings Accounts	1,068	-	-	-	-
00.101.511.5112400.51.24.51124	Workers' Compensation	2,075	2,100	2,100	2,400	300
00.101.511.5112500.51.25.51125	Unemployment Compensation	167	200	200	200	-
Personal Services Totals:		**317,983**	**323,500**	**323,500**	**355,600**	**32,100**
OperatingExpenditure						
00.101.511.5113100.51.31.51131	Professional Services	3,250	35,000	35,000	15,000	(20,000)
00.101.511.5113111.51.31.51131	Lobbying	45,045	60,000	60,000	60,000	-
00.101.511.5114000.51.40.51140	Travel & Per Diem	20,366	15,000	15,000	16,000	1,000
00.101.511.5114100.51.41.51141	Communications	7,964	7,800	7,800	4,700	(3,100)
00.101.511.5114801.51.48.51148	Public Relations	-	1,000	1,000	-	(1,000)
00.101.511.5115100.51.51.51151	Office Supplies	20	-	-	-	-
00.101.511.5115200.51.52.51152	Operating Supplies	1,311	2,500	2,500	2,000	(500)
00.101.511.5115210.51.52.51152	Clothing Allowance	234	1,200	1,200	1,000	(200)
00.101.511.5115400.51.54.51154	Publications & Memberships	21,699	30,000	30,000	30,000	-
00.101.511.5115500.51.55.51155	Training	1,648	8,000	8,000	3,500	(4,500)
00.101.552.5523103.55.31.55231	Economic Development	-	25,000	25,000	5,000	(20,000)
OperatingExpenditure Totals:		**101,536**	**185,500**	**185,500**	**137,200**	**(48,300)**
101 - City Council Totals:		**419,520**	**509,000**	**509,000**	**492,800**	**(16,200)**

		2024-2025 Actual	2025-2026 Budget	2025-2026 Expected	2026-2027 Proposed Budget	+/- Budget
102 - Boards & Committees						
OperatingExpenditure						
00.102.537.5373441.53.34.53734	Tree Advisory	-	8,000	8,000	2,000	(6,000)
00.102.572.5724916.57.49.57249	Bicycle/Ped Safety Advisory	-	2,000	2,000	-	(2,000)
00.102.573.5734906.57.49.57349	Art In Public Places	2,535	10,000	10,000	25,000	15,000
00.102.573.5734913.57.49.57349	Historic Preservation Project	-	10,000	10,000	8,000	(2,000)
00.102.573.5734915.57.49.57349	Historic Preservation Grant	-	50,000	50,000	40,000	(10,000)
00.102.573.5734930.57.49.57349	Outreach Committee	-	1,000	1,000	1,000	-
OperatingExpenditure Totals:		**2,535**	**81,000**	**81,000**	**76,000**	**(5,000)**
102 - Boards & Committees Totals:		**2,535**	**81,000**	**81,000**	**76,000**	**(5,000)**

		2024-2025 Actual	2025-2026 Budget	2025-2026 Expected	2026-2027 Proposed Budget	+/- Budget
201 - City Manager						
Personal Services						
00.201.512.5121100.51.11.51211	Executive Wages	202,160	257,500	257,500	261,400	3,900
00.201.512.5121200.51.12.51212	Regular Wages	138,753	137,700	137,700	144,200	6,500
00.201.512.5122100.51.21.51221	FICA Taxes	24,268	28,155	28,155	26,900	(1,255)
00.201.512.5122200.51.22.51222	Retirement Contributions	109,166	124,251	124,251	127,300	3,049
00.201.512.5122300.51.23.51223	Health Insurance	28,617	30,300	30,300	31,600	1,300
00.201.512.5122305.51.23.51223	Health Savings Accounts	326	-	-	-	-
00.201.512.5122310.51.23.51223	Life Insurance	386	400	400	400	-
00.201.512.5122400.51.24.51224	Workers' Compensation	3,602	3,900	3,900	4,400	500
00.201.512.5122500.51.25.51225	Unemployment Compensation	360	400	400	500	100
Personal Services Totals:		**507,637**	**582,606**	**582,606**	**596,700**	**14,094**
OperatingExpenditure						
00.201.512.5123101.51.31.51231	Miscellaneous Professional	40,000	50,000	50,000	40,000	(10,000)
00.201.512.5124000.51.40.51240	Travel & Per Diem	1,106	2,500	2,500	2,500	-
00.201.512.5124100.51.41.51241	Communications	433	550	550	550	-
00.201.512.5124700.51.47.51247	Printing & Binding	48	-	-	-	-
00.201.512.5125200.51.52.51252	Operating Supplies	500	500	500	500	-
00.201.512.5125210.51.52.51252	Clothing Allowance	72	400	400	200	(200)
00.201.512.5125400.51.54.51254	Publications & Memberships	2,630	4,000	4,000	4,000	-
00.201.512.5125500.51.55.51255	Training	615	2,000	2,000	2,000	-
OperatingExpenditure Totals:		**45,403**	**59,950**	**59,950**	**49,750**	**(10,200)**
201 - City Manager Totals:		**553,040**	**642,556**	**642,556**	**646,450**	**3,894**

		2024-2025 Actual	2025-2026 Budget	2025-2026 Expected	2026-2027 Proposed Budget	+/- Budget
220 - Law Enforcement/Security						
OperatingExpenditure						
00.220.521.5213436.52.34.52134	Pub Safety-Law Enforcement	3,059,307	3,640,000	3,640,000	3,834,000	194,000
00.220.521.5213437.52.34.52134	Pub Safety-Other-Security	49,529	120,000	120,000	120,000	-
OperatingExpenditure Totals:		**3,108,836**	**3,760,000**	**3,760,000**	**3,954,000**	**194,000**
220 - Law Enforcement/Security Totals:		**3,108,836**	**3,760,000**	**3,760,000**	**3,954,000**	**194,000**

City Attorney (Cost Center 301)

Service Statement *:* The City Attorney's Office is comprised of an outsourced City Attorney, who works under the direction of the City Council. The City Attorney's Office provides legal guidance to the City Council, City staff members, and City advisory boards in their day-to-day government functions. The City Attorney's Office prepares legal documents for the City, such as ordinances, resolutions, contracts, agreements, policies, and internal memoranda in such a manner that protects and preserves the best interests of the City.

The City Attorney's Office is responsible for defending any lawsuit filed against the City, as well as filing a lawsuit when it is in the best interest of the City. In the event that a particular lawsuit is contracted to an attorney who does not work in the City Attorney's Office, such as when the lawsuit requires a specialized attorney who is a subject matter expert, the City Attorney is responsible for monitoring the litigation of that case and communicating any developments with the City Manager and with Council, when appropriate.

Budget Summary
City Attorney (Cost Center 301)

	Actual 2024-2025	Budget 2025-2026	Expected 2025-2026	Budget 2026-2027	+/- Budget
Operating Expenditures	$ 305,159	$ 621,000	$ 621,000	$ 521,000	$ (100,000)
Total Expenditures	**$ 305,159**	**$ 621,000**	**$ 621,000**	**$ 521,000**	**$ (100,000)**

		2024-2025 Actual	2025-2026 Budget	2025-2026 Expected	2026-2027 Proposed Budget	+/- Budget
301 - City Attorney						
OperatingExpenditure						
00.301.514.5143100.51.31.51431	Professional Services	108,628	275,000	275,000	175,000	(100,000)
00.301.514.5143119.51.31.51431	OutSource Attorney	186,251	300,000	300,000	300,000	-
00.301.514.5143127.51.31.51431	OutSource Attorney - Supplem	10,035	40,000	40,000	40,000	-
00.301.514.5143300.51.33.51433	Court Reporting	-	2,000	2,000	2,000	-
00.301.514.5144800.51.48.51448	Advertising	245	4,000	4,000	4,000	-
OperatingExpenditure Totals:		**305,159**	**621,000**	**621,000**	**521,000**	**(100,000)**
301 - City Attorney Totals:		**305,159**	**621,000**	**621,000**	**521,000**	**(100,000)**

Admin Services/City Clerk (Cost Center 401)
Human Resources (Cost Center 410)
Finance (Cost Center 501)

Service Statement : The Administrative Services department encapsulates the City Clerk, City Hall Front Desk, Financial Services and Human Resources. This department is responsible for supporting the departments, committees and citizens with customer service, records retention and human resources needs. It is responsible for the City's property, liability and worker's compensation insurance, risk management and ADA coordination. The City Clerk is responsible for records management, City Council and committee meeting preparation and minutes maintenance, public records request and elections process. Human Resources responsibilities include but are not limited to recruitment and retention, benefits administration, employee relations, payroll administration and policy compliance.

The Finance Department develops, maintains, and administers internal and mandated policies and standards governing the proper accounting and presentation of financial information, as well as providing transparency in reporting the finances of the City. This Department is responsible for the general accounting function, including general ledger maintenance, capital asset accounting, accounts payable, grants accounting, compliance administration, treasury management, debt management and the preparation of numerous regulatory reports, the Comprehensive Annual Financial Report, and the annual Budget document.

Budget Summary
Admin Services/City Clerk (Cost Center 401)

	Actual 2024-2025	Budget 2025-2026	Expected 2025-2026	Budget 2026-2027	+/- Budget
Personal Services	$ 527,264	$ 816,000	$ 816,000	$ 870,000	$ 54,000
Operating Expenditures	146,328	$ 114,700	114,700	111,850	(2,850)
Capital Outlay	-	$ -	-	-	-
Total Expenditures	**$ 673,592**	**$ 930,700**	**$ 930,700**	**$ 981,850**	**$ 51,150**

Authorized Positions for Cost Center 401

City Clerk	1.00	1.00	1.00	1.00	-
Special Projects Coordinator	1.00	1.00	1.00	1.00	-
Facilities Maintenance Tech	1.00	1.00	1.00	1.00	-
Senior Records & Compliance Clerk	1.00	1.00	1.00	1.00	-
Management Support Specialist	1.00	1.00	1.00	1.00	-
Budget and Account Analyst	1.00	1.00	1.00	1.00	-
Receptionist/Office Asst	1.00	1.00	1.00	1.00	-
Total Positions	**7.00**	**7.00**	**7.00**	**7.00**	**-**

Budget Summary
Human Resources (Cost Center 410)

	Actual 2024-2025	Budget 2025-2026	Expected 2025-2026	Budget 2026-2027	+/- Budget
Operating Expenditures	$ 62,145	$ 84,000	$ 84,000	$ 84,000	$ -
Total Expenditures	**$ 62,145**	**$ 84,000**	**$ 84,000**	**$ 84,000**	**$ -**

Budget Summary
Finance (Cost Center 501)

	Actual 2024-2025	Budget 2025-2026	Expected 2025-2026	Budget 2026-2027	+/- Budget
Personal Services	$ 755,737	$ 867,600	$ 867,600	$ 931,300	$ 63,700
Operating Expenditures	294,475	188,550	188,550	195,050	6,500
Capital Outlay	135,223	50,406	50,406	30,000	(20,406)
Total Expenditures	**$ 1,185,435**	**$ 1,106,556**	**$ 1,106,556**	**$ 1,156,350**	**$ 49,794**

Authorized Positions for Cost Center 501

Director	1.00	1.00	1.00	1.00	-
Compliance Administrator	1.00	1.00	1.00	1.00	-
Supervising Accountant	1.00	1.00	1.00	1.00	-
Senior Accountant	1.00	1.00	1.00	1.00	-
Accountant	1.00	1.00	1.00	1.00	-
Accounting Technician	1.00	1.00	1.00	1.00	-
Total Positions	**6.00**	**6.00**	**6.00**	**6.00**	**-**

		2024-2025 Actual	2025-2026 Budget	2025-2026 Expected	2026-2027 Proposed Budget	+/- Budget
401 - Adminstrative Services						
Personal Services						
00.401.513.5131200.51.12.51312	Regular Wages	353,447	549,600	549,600	591,000	41,400
00.401.513.5131400.51.14.51314	Overtime	1,192	7,000	7,000	7,000	-
00.401.513.5132100.51.21.51321	FICA Taxes	28,234	42,600	42,600	45,800	3,200
00.401.513.5132200.51.22.51322	Retirement Contributions	50,269	77,800	77,800	88,000	10,200
00.401.513.5132300.51.23.51323	Health Insurance	80,551	124,200	124,200	121,700	(2,500)
00.401.513.5132305.51.23.51323	Health Savings Accounts	661	-	-	-	-
00.401.513.5132310.51.23.51323	Life Insurance	647	1,100	1,100	1,200	100
00.401.513.5132400.51.24.51324	Workers' Compensation	11,892	13,000	13,000	14,600	1,600
00.401.513.5132500.51.25.51325	Unemployment Compensation	370	700	700	700	-
Personal Services Totals:		**527,264**	**816,000**	**816,000**	**870,000**	**54,000**
OperatingExpenditure						
00.401.513.5133100.51.31.51331	Contract Admin Services	26,890	40,000	40,000	40,000	-
00.401.513.5133401.51.34.51334	Temporary Support Services	58,337	-	-	-	-
00.401.513.5133426.51.34.51334	Software Maintenance & Consult	4,162	6,500	6,500	6,500	-
00.401.513.5133446.51.34.51334	Codification	26,392	16,350	16,350	15,000	(1,350)
00.401.513.5133447.51.34.51334	Election Services	-	3,500	3,500	3,500	-
00.401.513.5133499.51.34.51334	ADA Services	976	15,000	15,000	10,000	(5,000)
00.401.513.5134000.51.40.51340	Travel & Per Diem	245	4,000	4,000	4,000	-
00.401.513.5134100.51.41.51341	Communications	1,718	1,500	1,500	1,500	-
00.401.513.5134200.51.42.51342	Postage Services	13,371	10,000	10,000	13,500	3,500
00.401.513.5135100.51.51.51351	Office Supplies	9,332	10,000	10,000	10,000	-
00.401.513.5135200.51.52.51352	Operating Supplies	1,399	1,500	1,500	1,500	-
00.401.513.5135210.51.52.51352	Clothing Allowance	79	350	350	350	-
00.401.513.5135250.51.52.51352	Small Tools & Equipment	-	1,500	1,500	1,500	-
00.401.513.5135400.51.54.51354	Publications & Memberships	1,118	2,000	2,000	2,000	-
00.401.513.5135500.51.55.51355	Training	2,309	2,500	2,500	2,500	-
OperatingExpenditure Totals:		**146,328**	**114,700**	**114,700**	**111,850**	**(2,850)**
401 - Adminstrative Services Totals:		**673,592**	**930,700**	**930,700**	**981,850**	**51,150**

		2024-2025 Actual	2025-2026 Budget	2025-2026 Expected	2026-2027 Proposed Budget	+/- Budget
410 - Human Resources						
OperatingExpenditure						
00.410.513.5133410.51.34.51334	Payroll Processing & TaxFiling	28,135	27,000	27,000	29,000	2,000
00.410.513.5133451.51.34.51334	Human Resources Services	26,648	50,000	50,000	50,000	-
00.410.513.5134800.51.48.51348	Advertising	6,546	2,500	2,500	2,500	-
00.410.513.5134900.51.49.51349	Other Current Charges	141	2,000	2,000	-	(2,000)
00.410.513.5135250.51.52.51352	Operating Supplies	-	500	500	500	-
00.410.513.5135500.51.55.51355	Training	675	2,000	2,000	2,000	-
OperatingExpenditure Totals:		**62,145**	**84,000**	**84,000**	**84,000**	**-**
410 - Human Resources Totals:		**62,145**	**84,000**	**84,000**	**84,000**	**-**

		2024-2025 Actual	2025-2026 Budget	2025-2026 Expected	2026-2027 Proposed Budget	+/- Budget
501 - Finance						
Personal Services						
00.501.513.5131200.51.12.51312	Regular Wages	530,108	599,400	599,400	630,200	30,800
00.501.513.5131400.51.14.51314	Overtime	2,358	10,000	10,000	10,000	-
00.501.513.5132100.51.21.51321	FICA Taxes	41,003	46,700	46,700	49,000	2,300
00.501.513.5132200.51.22.51322	Retirement Contributions	76,198	85,200	85,200	94,200	9,000
00.501.513.5132300.51.23.51323	Health Insurance	87,712	108,500	108,500	128,100	19,600
00.501.513.5132305.51.23.51323	Health Savings Accounts	1,980	-	-	-	-
00.501.513.5132310.51.23.51323	Life Insurance	994	1,200	1,200	1,200	-
00.501.513.5132400.51.24.51324	Workers' Compensation	14,838	15,900	15,900	17,900	2,000
00.501.513.5132500.51.25.51325	Unemployment Compensation	547	700	700	700	-
Personal Services Totals:		**755,737**	**867,600**	**867,600**	**931,300**	**63,700**
OperatingExpenditure						
00.501.513.5133200.51.32.51332	Accounting Services	72,642	30,000	30,000	30,000	-
00.501.513.5133206.51.32.51332	Auditing Services	42,685	55,000	55,000	60,500	5,500
00.501.513.5133402.51.34.51334	Software Licensing	3,859	8,000	8,000	4,000	(4,000)
00.501.513.5133426.51.34.51334	Software Maintenance & Consult	165,232	81,000	81,000	87,000	6,000
00.501.513.5134000.51.40.51340	Travel & Per Diem	2,699	3,000	3,000	3,000	-
00.501.513.5134100.51.41.51341	Communications	1,560	2,000	2,000	2,000	-
00.501.513.5134200.51.42.51342	Freight & Postage Services	17	-	-	-	-
00.501.513.5134800.51.48.51348	Advertising	1,468	3,000	3,000	2,000	(1,000)
00.501.513.5135100.51.51.51351	Office Supplies	483	500	500	500	-
00.501.513.5135200.51.52.51352	Operating Supplies	1,887	750	750	750	-
00.501.513.5135210.51.52.51352	Clothing Allowance	47	200	200	200	-
00.501.513.5135250.51.52.51352	Small Tools & Equipment	406	600	600	600	-
00.501.513.5135400.51.54.51354	Publications & Memberships	840	2,000	2,000	2,000	-
00.501.513.5135500.51.55.51355	Training	650	2,500	2,500	2,500	-
OperatingExpenditure Totals:		**294,475**	**188,550**	**188,550**	**195,050**	**6,500**
Capital Outlay						
00.501.513.5136400.51.64.51364	Capital Outlay	135,223	50,406	50,406	30,000	(20,406)
Capital Outlay Totals:		**135,223**	**50,406**	**50,406**	**30,000**	**(20,406)**
501 - Finance Totals:		**1,185,435**	**1,106,556**	**1,106,556**	**1,156,350**	**49,794**

Communications and Facilities

City Hall (Cost Center 402)
Communications (Cost Center 430)
Special Events (Cost Center 430)
Information Technologies (Cost Center 240)

Service Statement: The Communications Department includes infrastructure technology, event permitting, media relations, community relations, planning and executing City Events, overseeing the City website, social media and graphic design. The department staffs the Veterans Advisory Committee, the Special Events Committee, the Outreach Committee and the Technology Advisory Board. The department also assists with economic development by attending meetings with the Downtown Alliance and the Bonita Springs Economic Development Council. The Communications Department manages the Government Access Channel Contract, the Holiday Lighting Contract and the Microsoft Licensing Contract for the city. The Communication Department's mission is to communicate efficiently and effectively through the appropriate platforms on matters pertaining to civics, public health, safety, government information, public education, local history and other topics deemed by the City to be of benefit or interest to our residents & visitors. The Communications Department works with all city departments to facilitate outreach programs that are consistent with the City brand and message. The Communications Department assists in ensuring that the City of Bonita Springs is a vibrant place to live, visit and play. The Department works to foster a sense of place, preserve small town charm and maximize government transparency.

Budget Summary
City Hall (Cost Center 402)

	Actual 2024-2025	Budget 2025-2026	Expected 2025-2026	Proposed 2026-2027	+/- Budget
Operating Expenditures	$ 290,877	$ 338,630	$ 338,630	$ 342,150	$ 3,520
Capital Outlay	-	-	-	-	-
Total Expenditures	**$ 290,877**	**$ 338,630**	**$ 338,630**	**$ 342,150**	**$ 3,520**

Budget Summary
Communications and Facilities (Cost Center 430)

	Actual 2024-2025	Budget 2025-2026	Expected 2025-2026	Budget 2026-2027	+/- Budget
Personal Services	$ 600,271	$ 786,300	$ 786,300	$ 831,700	$ 45,400
Operating Expenditures	140,211	197,501	197,501	197,501	-
Capital Outlay	-	-	-	-	-
Total Expenditures	**$ 740,482**	**$ 983,801**	**$ 983,801**	**$ 1,029,201**	**$ 45,400**

Authorized Positions for Cost Center 430

Director	1.00	1.00	1.00	1.00	-
Community Relations and Special Event Manager	1.00	1.00	1.00	1.00	-
Communications Strategist	1.00	1.00	1.00	1.00	-
Senior Executive Assistant	1.00	1.00	1.00	1.00	-
Facilities Manager	1.00	1.00	1.00	1.00	-
Special Events Technician	1.00	1.00	1.00	1.00	-
Total Positions	**6.00**	**6.00**	**6.00**	**6.00**	**-**

Budget Summary
Special Events (Cost Center 430)

	Actual 2024-2025	Budget 2025-2026	Expected 2025-2026	Budget 2026-2027	+/- Budget
Operating Expenditures	$ 658,070	$ 711,000	$ 711,000	$ 746,000	$ 35,000
Capital Outlay	-	-	-	-	-
Total Expenditures	**$ 658,070**	**$ 711,000**	**$ 711,000**	**$ 746,000**	**$ 35,000**

Budget Summary
Downtown Corridor (Cost Center 431)

	Actual 2024-2025	Budget 2025-2026	Expected 2025-2026	Budget 2026-2027	+/- Budget
Operating Expenditures	$ -	$ 266,000	$ 266,000	$ 271,000	$ 5,000
Total Expenditures	**$ -**	**$ 266,000**	**$ 266,000**	**$ 271,000**	**$ 5,000**

Budget Summary
Information Technologies (Cost Center 240)

	Actual 2024-2025	Budget 2025-2026	Expected 2025-2026	Budget 2026-2027	+/- Budget
Personal Services	$ 142,416	$ 146,200	$ 146,200	$ 153,600	$ 7,400
Operating Expenditures	168,088	332,700	332,700	334,700	2,000
Capital Outlay	-	-	-	-	-
Total Expenditures	**$ 310,504**	**$ 478,900**	**$ 478,900**	**$ 488,300**	**$ 9,400**

Authorized Positions for Cost Center 240

IT Manager	1.00	1.00	1.00	1.00	-
Total Positions	**1.00**	**1.00**	**1.00**	**1.00**	**-**

		2024-2025 Actual	2025-2026 Budget	2025-2026 Expected	2026-2027 Proposed Budget	+/- Budget
402 - City Hall						
OperatingExpenditure						
00.402.513.5133406.51.34.51334	Building Maintenance	31,561	35,380	35,380	40,300	4,920
00.402.513.5133407.51.34.51334	Alarm/Security	26,392	45,000	45,000	45,000	-
00.402.513.5133411.51.34.51334	Landscaping Maintenance	22,156	30,000	30,000	30,000	-
00.402.513.5134100.51.41.51341	Communications	40,670	50,450	50,450	50,450	-
00.402.513.5134300.51.43.51343	Utility Service	46,615	40,000	40,000	40,000	-
00.402.513.5134400.51.44.51344	Rentals and Leases	68,268	70,000	70,000	70,000	-
00.402.513.5134500.51.45.51345	Insurance	36,317	36,800	36,800	35,400	(1,400)
00.402.513.5134600.51.46.51346	Repair & Maintenance	9,776	20,000	20,000	20,000	-
00.402.513.5135200.51.52.51352	Operating Supplies	7,885	8,500	8,500	8,500	-
00.402.513.5135250.51.52.51352	Small Tools & Equipment	1,236	2,500	2,500	2,500	-
OperatingExpenditure Totals:		**290,877**	**338,630**	**338,630**	**342,150**	**3,520**
402 - City Hall Totals:		**290,877**	**338,630**	**338,630**	**342,150**	**3,520**

		2024-2025 Actual	2025-2026 Budget	2025-2026 Expected	2026-2027 Proposed Budget	+/- Budget
430 - Communications						
Special Events						
OperatingExpenditure						
00.430.574.5744600.57.46.57446	Repair & Maintenance	126	-	-	-	-
00.430.574.5744803.57.48.57448	Celebrate Bonita	148,077	120,000	120,000	120,000	-
00.430.574.5744804.57.48.57448	Fourth of July	148,697	175,000	175,000	184,000	9,000
00.430.574.5744805.57.48.57448	Winter Holiday in the Park	55,194	100,000	100,000	100,000	-
00.430.574.5744806.57.48.57448	Winter Holiday Decor/Stroll	82,550	125,000	125,000	132,000	7,000
00.430.574.5744807.57.48.57448	Miscellaneous Special Events	28,786	35,000	35,000	38,000	3,000
00.430.574.5744809.57.48.57448	Memorial Day	8,042	8,000	8,000	8,000	-
00.430.574.5744810.57.48.57448	Veteran's Day	5,454	8,000	8,000	8,000	-
00.430.574.5744818.57.48.57448	Movies in the Park	4,744	-	-	-	-
00.430.574.5744827.57.48.57448	Halloween	26,087	-	-	-	-
00.430.574.5744828.57.48.57448	Halloween Decor & Stroll	127,185	120,000	120,000	135,000	15,000
00.430.574.5744832.57.48.57448	Fiesta	23,000	20,000	20,000	20,000	-
00.430.574.5745200.57.52.57452	Operating Supplies	7	-	-	-	-
00.430.574.5745250.57.52.57452	Small Tools & Equipment	-	-	-	1,000	1,000
00.430.574.5745400.57.54.57454	Publications & Memberships	120	-	-	-	-
OperatingExpenditure Totals:		**658,070**	**711,000**	**711,000**	**746,000**	**35,000**
Special Events Totals:		**658,070**	**711,000**	**711,000**	**746,000**	**35,000**
Finance & Adminstration						
Personal Services						
00.430.513.5131200.51.12.51312	Regular Wages	418,824	531,300	531,300	555,900	24,600
00.430.513.5131400.51.14.51314	Overtime	1,241	5,000	5,000	5,000	-
00.430.513.5132100.51.21.51321	FICA Taxes	32,870	41,100	41,100	43,000	1,900
00.430.513.5132200.51.22.51322	Retirement Contributions	61,214	75,000	75,000	82,500	7,500
00.430.513.5132300.51.23.51323	Health Insurance	71,888	118,500	118,500	128,100	9,600
00.430.513.5132305.51.23.51323	Health Savings Accounts	473	-	-	-	-
00.430.513.5132310.51.23.51323	Life Insurance	765	1,100	1,100	1,100	-
00.430.513.5132400.51.24.51324	Workers' Compensation	12,548	13,700	13,700	15,400	1,700
00.430.513.5132500.51.25.51325	Unemployment Compensation	449	600	600	700	100
Personal Services Totals:		**600,271**	**786,300**	**786,300**	**831,700**	**45,400**

		2024-2025 Actual	2025-2026 Budget	2025-2026 Expected	2026-2027 Proposed Budget	+/- Budget
OperatingExpenditure						
00.430.513.5133100.51.31.51331	Temporary Support Services	18,039	-	-	-	-
00.430.513.5133101.51.31.51331	Close Captioning Services	14,000	7,851	7,851	7,851	-
00.430.513.5133401.51.34.51334	Communcations Consulting	-	50,000	50,000	50,000	-
00.430.513.5133404.51.34.51334	Website & Online Services	23,445	24,500	24,500	24,500	-
00.430.513.5133425.51.34.51334	TV Channel	64,980	68,000	68,000	68,000	-
00.430.513.5133426.51.34.51334	Software Maintenance & Consult	-	2,000	2,000	2,000	-
00.430.513.5134000.51.40.51340	Travel & Per Diem	-	800	800	800	-
00.430.513.5134100.51.41.51341	Communications	2,522	3,000	3,000	3,000	-
00.430.513.5134500.51.45.51345	Insurance	629	700	700	700	-
00.430.513.5134600.51.46.51346	Repair & Maintenance	10,140	10,000	10,000	10,000	-
00.430.513.5134700.51.47.51347	Printing, Binding, & Banners	2,676	20,000	20,000	20,000	-
00.430.513.5134800.51.48.51348	Advertising	1,263	2,000	2,000	2,000	-
00.430.513.5135200.51.52.51352	Operating Supplies	173	500	500	500	-
00.430.513.5135205.51.52.51352	Fuel	268	700	700	700	-
00.430.513.5135210.51.52.51352	Clothing Allowance	725	550	550	550	-
00.430.513.5135250.51.52.51352	Small Tools & Equipment	726	2,000	2,000	2,000	-
00.430.513.5135400.51.54.51354	Publications & Memberships	-	1,000	1,000	1,000	-
00.430.513.5135500.51.55.51355	Training	627	3,900	3,900	3,900	-
OperatingExpenditure Totals:		**140,211**	**197,501**	**197,501**	**197,501**	**-**
Finance & Adminstration Totals:		**740,482**	**983,801**	**983,801**	**1,029,201**	**45,400**
430 - Communications Totals:		**1,398,552**	**1,694,801**	**1,694,801**	**1,775,201**	**80,400**

		2024-2025 Actual	2025-2026 Budget	2025-2026 Expected	2026-2027 Proposed Budget	+/- Budget
431 - Downtown Corridor						
OperatingExpenditure						
00.431.559.5593460.55.34.55934	Street Decor Enhancements	-	251,000	251,000	256,000	5,000
00.431.559.5593461.55.34.55934	Banners	-	15,000	15,000	15,000	-
OperatingExpenditure Totals:		**-**	**266,000**	**266,000**	**271,000**	**5,000**
431 - Downtown Corridor Totals:		**-**	**266,000**	**266,000**	**271,000**	**5,000**

		2024-2025 Actual	2025-2026 Budget	2025-2026 Expected	2026-2027 Proposed Budget	+/- Budget
240 - Information Technologies						
Personal Services						
00.240.513.5131200.51.12.51312	Regular Wages	105,095	107,100	107,100	111,900	4,800
00.240.513.5132100.51.21.51321	FICA Taxes	8,081	8,200	8,200	8,600	400
00.240.513.5132200.51.22.51322	Retirement Contributions	15,259	15,000	15,000	16,500	1,500
00.240.513.5132300.51.23.51323	Health Insurance	12,885	15,200	15,200	15,800	600
00.240.513.5132305.51.23.51323	Health Savings Accounts	575	-	-	-	-
00.240.513.5132310.51.23.51323	Life Insurance	193	300	300	300	-
00.240.513.5132400.51.24.51324	Workers' Compensation	215	200	200	300	100
00.240.513.5132500.51.25.51325	Unemployment Compensation	112	200	200	200	-
Personal Services Totals:		**142,416**	**146,200**	**146,200**	**153,600**	**7,400**
OperatingExpenditure						
00.240.513.5133401.51.34.51334	IT Consulting Services	100,182	190,000	190,000	190,000	-
00.240.513.5133402.51.34.51334	Software Licensing	48,548	85,000	85,000	85,000	-
00.240.513.5133403.51.34.51334	Server Maintenance	600	6,000	6,000	6,000	-
00.240.513.5133405.51.34.51334	Procurement Software Licensing	12,692	14,000	14,000	16,000	2,000
00.240.513.5133426.51.34.51334	Software Maint & Consulting	-	10,000	10,000	10,000	-
00.240.513.5134000.51.40.51340	Travel & Per Diem	-	1,200	1,200	1,200	-
00.240.513.5134100.51.41.51341	Communications	1,282	1,600	1,600	1,600	-
00.240.513.5134600.51.46.51346	Repair & Maintenance	2,336	10,000	10,000	10,000	-
00.240.513.5134700.51.47.51347	Printing & Binding	-	2,000	2,000	2,000	-
00.240.513.5135200.51.52.51352	Operating Supplies	1,085	2,000	2,000	2,000	-
00.240.513.5135210.51.52.51352	Clothing Allowance	-	50	50	50	-
00.240.513.5135250.51.52.51352	Small Tools & Equipment	1,062	8,000	8,000	8,000	-
00.240.513.5135400.51.54.51354	Publications & Memberships	300	350	350	350	-
00.240.513.5135500.51.55.51355	Training	-	2,500	2,500	2,500	-
OperatingExpenditure Totals:		**168,088**	**332,700**	**332,700**	**334,700**	**2,000**
240 - Information Technologies Totals:		**310,503**	**478,900**	**478,900**	**488,300**	**9,400**

Development Services (Cost Center 211)

Service Statement: The City of Bonita Springs Community Development Department is responsible for the implementation of all applicable federal, state, and local land use regulations. Our mission is to provide citizens and the development community a high level of professional, customer-focused service. The Planning division implements the long range planning through the City's comprehensive plan (Bonita Plan).

The Development/Zoning Division provides effective and efficient zoning, development services, and environmental services to implement land use management practices required to address the City's future growth and redevelopment needs in a manner that is consistent with the Bonita Plan, Land Development Code, and applicable city ordinances. Services include the processing of city and privately initiated land use, zoning, and development review applications; complimentary pre-application meetings; planner on call services; subdivision plat reviews, right of way and easement vacations; historical preservation reviews and staff liaison to the Historic Preservation Board; sea turtle and eagle monitoring; review of drainage plans for infill residential development; coordination with local, regional, state, and federal agencies relative to multi-modal trails, transportation, drainage, water quantity and quality, wetland and habitat protection; impact fee assessments and review of alternative studies; and the maintenance and further implementation of the City's Florida Green Building Coalition's Gold certification.

Budget Summary
Development Services (Cost Center 211)

	Actual 2024-2025	Budget 2025-2026	Expected 2025-2026	Budget 2026-2027	+/- Budget
Operating Expenditures	$ 2,005,263	$ 2,187,000	$ 2,187,000	$ 2,195,940	$ 8,940
Total Expenditures	**$ 2,005,263**	**$ 2,187,000**	**$ 2,187,000**	**$ 2,195,940**	**$ 8,940**

		2024-2025 Actual	2025-2026 Budget	2025-2026 Expected	2026-2027 Proposed Budget	+/- Budget
211 - Planning & Zoning						
OperatingExpenditure						
00.211.515.5153104.51.31.51531	Outside Planning Services	25,277	50,000	50,000	40,000	(10,000)
00.211.515.5153108.51.31.51531	Architectural Services	26,050	50,000	50,000	30,000	(20,000)
00.211.515.5153140.51.31.51531	Cost Recovery - Professional S	8,640	15,000	15,000	15,000	-
00.211.515.5153145.51.31.51531	ICPR Cost Recovery - Contract	-	5,000	5,000	5,000	-
00.211.515.5153154.51.31.51531	Comp Plan Admendment App Rvw	460	50,000	50,000	50,000	-
00.211.515.5153157.51.31.51531	Evaluation & Appraisal Rpt	-	10,000	10,000	10,000	-
00.211.515.5153435.51.34.51534	Planning & Zoning Services	1,880,254	1,947,000	1,947,000	1,985,940	38,940
00.211.515.5153444.51.34.51534	Simplifile/Lee County Filing	11,019	10,000	10,000	10,000	-
00.211.515.5154800.51.48.51548	Advertising	320	5,000	5,000	5,000	-
00.211.515.5154908.51.49.51549	Credit Card Fees	53,245	45,000	45,000	45,000	-
OperatingExpenditure Totals:		**2,005,263**	**2,187,000**	**2,187,000**	**2,195,940**	**8,940**
211 - Planning & Zoning Totals:		**2,005,263**	**2,187,000**	**2,187,000**	**2,195,940**	**8,940**

Neighborhood Services (Cost Center 230)
Emergency Management (Cost Center 260)

Service Statement: The Neighborhood Services Department is responsible for general oversight of issues that affect the health, safety and welfare of the City's residents, visitors and commercial businesses as well as the overall aesthetics of the community. The Neighborhood Services Department provides professional customer services throughout the community. These services include education of existing and pending ordinances; requirements for permitting and property maintenance; requirements for licensed and unlicensed contractors; "Best Management Practices" for landscaping, irrigation, and use of fertilizers; protection of natural resources and protected species including, but not limited to, sea turtles, gopher tortoises, and the removal of exotic/invasive plants and trees. Neighborhood Services provides resources for emergency preparedness, oversees mandated training for employees and functions as liaison between the community and Lee County Emergency Management. The Department also functions as the liaison between the community and Lee County Animal Services and Lee County Solid Waste. The Department works closely with a myriad of local and State departments including but not limited to, Community Development, the Sheriff's Community Policing Deputies, Florida State Enforcement Agencies, State Department of Business and Professional Regulation, County Court, Lee County Parks & Recreation Department, Bonita Springs Utilities, and others. Neighborhood Services enforces the requirements of city ordinances, land use provisions, and State Statutes.

Budget Summary
Neighborhood Services (Cost Center 230)

	Actual 2024-2025	Budget 2025-2026	Expected 2025-2026	Budget 2026-2027	+/- Budget
Personal Services	$ 1,205,974	$ 1,348,500	$ 1,348,500	$ 1,481,400	$ 132,900
Operating Expenditures	94,213	177,095	177,095	207,800	30,705
Capital Outlay	-	-	-	-	-
Total Expenditures	**$ 1,300,187**	**$ 1,525,595**	**$ 1,525,595**	**$ 1,689,200**	**$ 163,605**

Authorized Positions for Cost Center 230

Director	1.00	1.00	1.00	1.00	-
Deputy Director	1.00	1.00	1.00	1.00	-
Project Manager	1.00	1.00	1.00	1.00	-
Supervising Inspector	1.00	1.00	1.00	1.00	
Inspectors	5.00	5.00	5.00	5.00	-
Rental Inspector	1.00	1.00	1.00	1.00	-
Specialist	1.00	1.00	1.00	1.00	-
Assistant	1.00	1.00	1.00	1.00	-
Total Positions	**12.00**	**12.00**	**12.00**	**12.00**	**-**

Budget Summary
Emergency Management (Cost Center 260)

	Actual 2024-2025	Budget 2025-2026	Expected 2025-2026	Budget 2026-2027	+/- Budget
Operating Expenditures	$ 51,558	$ 171,090	$ 171,090	$ 183,100	$ 12,010
Capital Outlay	-	-	-	-	-
Total Expenditures	**$ 51,558**	**$ 171,090**	**$ 171,090**	**$ 183,100**	**$ 12,010**

		2024-2025 Actual	2025-2026 Budget	2025-2026 Expected	2026-2027 Proposed Budget	+/- Budget
230 - Neighborhood Services						
Personal Services						
00.230.524.5241200.52.12.52412	Regular Wages	846,104	900,900	900,900	993,500	92,600
00.230.524.5241400.52.14.52414	Overtime	7,163	10,000	10,000	10,000	-
00.230.524.5242100.52.21.52421	FICA Taxes	65,883	69,700	69,700	76,800	7,100
00.230.524.5242200.52.22.52422	Retirement Contributions	121,192	127,300	127,300	147,600	20,300
00.230.524.5242300.52.23.52423	Health Insurance	152,059	228,000	228,000	239,300	11,300
00.230.524.5242305.52.23.52423	Health Savings Accounts	1,923	-	-	-	-
00.230.524.5242310.52.23.52423	Life Insurance	1,477	1,700	1,700	1,900	200
00.230.524.5242400.52.24.52424	Workers' Compensation	9,279	9,900	9,900	11,200	1,300
00.230.524.5242500.52.25.52425	Unemployment Compensation	894	1,000	1,000	1,100	100
Personal Services Totals:		**1,205,974**	**1,348,500**	**1,348,500**	**1,481,400**	**132,900**
OperatingExpenditure						
00.230.524.5243415.52.34.52434	Code Violation Abatement	5,189	50,000	50,000	50,000	-
00.230.524.5243416.52.34.52434	Fines Collection & Foreclose	-	15,000	15,000	15,000	-
00.230.524.5243426.52.34.52434	Software Maint & Consulting	13,099	24,335	24,335	46,000	21,665
00.230.524.5243443.52.34.52434	Code Enforcement Hearing Exam.	6,380	10,000	10,000	18,000	8,000
00.230.524.5243445.52.34.52434	Lot Mowing Services	5,490	13,000	13,000	10,000	(3,000)
00.230.524.5244000.52.40.52440	Travel & Per Diem	-	2,000	2,000	2,000	-
00.230.524.5244100.52.41.52441	Communications	21,303	15,860	15,860	21,400	5,540
00.230.524.5244400.52.44.52444	Rentals and Leases	536	3,000	3,000	1,800	(1,200)
00.230.524.5244500.52.45.52445	Insurance	3,695	3,700	3,700	3,600	(100)
00.230.524.5244600.52.46.52446	Repair & Maintenance	3,883	6,000	6,000	6,000	-
00.230.524.5244700.52.47.52447	Printing & Binding	2,415	2,000	2,000	2,500	500
00.230.524.5244907.52.49.52449	Clerk Services	1,709	3,500	3,500	2,500	(1,000)
00.230.524.5245100.52.51.52451	Office Supplies	1,647	2,000	2,000	2,000	-
00.230.524.5245200.52.52.52452	Operating Supplies	2,894	2,000	2,000	2,000	-
00.230.524.5245205.52.52.52452	Fuel	9,940	11,000	11,000	11,000	-
00.230.524.5245210.52.52.52452	Clothing Allowance	3,502	2,500	2,500	3,000	500
00.230.524.5245250.52.52.52452	Small Tools & Equipment	8,702	7,000	7,000	7,000	-
00.230.524.5245400.52.54.52454	Publications & Memberships	2,157	2,200	2,200	2,000	(200)

		2024-2025 Actual	2025-2026 Budget	2025-2026 Expected	2026-2027 Proposed Budget	+/- Budget
00.230.524.5245500.52.55.52455	Training	1,672	2,000	2,000	2,000	-
OperatingExpenditure Totals:		**94,213**	**177,095**	**177,095**	**207,800**	**30,705**
230 - Neighborhood Services Totals:		**1,300,187**	**1,525,595**	**1,525,595**	**1,689,200**	**163,605**

		2024-2025 Actual	2025-2026 Budget	2025-2026 Expected	2026-2027 Proposed Budget	+/- Budget
260 - Emergency Preparedness						
OperatingExpenditure						
00.260.525.5253131.52.31.52531	Emergency Management Services	22,451	50,000	50,000	52,000	2,000
00.260.525.5253132.52.31.52531	Disaster Response	-	10,000	10,000	20,000	10,000
00.260.525.5253423.52.34.52534	Emergency Satellite Phone	885	890	890	900	10
00.260.525.5253426.52.34.52534	Software Maintenance & Consult	-	70,000	70,000	70,000	-
00.260.525.5253481.52.34.52534	Radio Service	4,105	5,000	5,000	5,000	-
00.260.525.5254000.52.40.52540	Travel & Per Diem	-	7,000	7,000	7,000	-
00.260.525.5254100.52.41.52541	Communications	15,528	15,700	15,700	15,700	-
00.260.525.5254400.52.44.52544	EOC Equipment	8,589	6,500	6,500	6,500	-
00.260.525.5254600.52.46.52546	Repair & Maintenance	-	2,000	2,000	2,000	-
00.260.525.5255400.52.54.52554	Publications & Memberships	-	3,000	3,000	3,000	-
00.260.525.5255500.52.55.52555	Training	-	1,000	1,000	1,000	-
OperatingExpenditure Totals:		**51,558**	**171,090**	**171,090**	**183,100**	**12,010**
260 - Emergency Preparedness Totals:		**51,558**	**171,090**	**171,090**	**183,100**	**12,010**

Physical Environment (Cost Center 250)
Public Works (Cost Center 250)

Service Statement: The Public Works Department is responsible for the construction and maintenance of the City's bicycle & pedestrian, roadway, and stormwater conveyance & treatment infrastructures. The Department plans for, develops, and ultimately implements projects to address the community's needs in the above disciplines. In addition to planning and construction, the Department maintains the City's existing inventory of 88 miles of roadway, associated sidewalks, and bike lanes and, approximately 140 miles of stormwater conveyances and associated stormwater treatment facilities.

Budget Summary
Public Works (Cost Center 250)

	Actual 2024-2025	Budget 2025-2026	Expected 2025-2026	Budget 2026-2027	+/- Budget
Personal Services	$ 1,051,677	$ 1,306,900	$ 1,306,900	$ 1,323,200	$ 16,300
Operating Expenditures	2,738,733	3,166,492	3,166,492	3,140,864	(25,628)
Capital Outlay	-	77,579	77,579	-	(77,579)
Total Expenditures	**$ 3,790,410**	**$ 4,550,971**	**$ 4,550,971**	**$ 4,464,064**	**$ (86,907)**

Physical Environment (Cost Center 250)

	Actual 2024-2025	Budget 2025-2026	Expected 2025-2026	Budget 2026-2027	+/- Budget
Operating Expenditures	$ 282,855	$ 356,132	$ 356,132	$ 349,887	$ (6,245)
Capital Outlay	-	-	-	-	-
Total Expenditures	**$ 282,855**	**$ 356,132**	**$ 356,132**	**$ 349,887**	**$ (6,245)**

Authorized Positions for Cost Center 250

Director	0.75	0.75	0.75	0.75	0.00
Senior Projects Manager	3.00	3.00	3.00	3.00	0.00
Engineering Technician	2.00	2.00	2.00	2.00	0.00
Sr Administrative Assistant	1.00	1.00	1.00	1.00	0.00
Administrative Assistant	1.00	1.00	1.00	1.00	0.00
GIS Coordinator	1.00	1.00	1.00	1.00	0.00
Total Positions	**8.75**	**8.75**	**8.75**	**8.75**	**0.00**

		2024-2025 Actual	2025-2026 Budget	2025-2026 Expected	2026-2027 Proposed Budget	+/- Budget
250 - Public Works						
Road & Street Facilities						
Personal Services						
00.250.541.5411200.54.12.54112	Regular Wages	744,816	919,900	919,900	920,000	100
00.250.541.5411400.54.14.54114	Overtime	3,737	6,000	6,000	6,000	-
00.250.541.5412100.54.21.54121	FICA Taxes	56,105	70,300	70,300	70,300	-
00.250.541.5412200.54.22.54122	Retirement Contributions	104,532	129,400	129,400	136,200	6,800
00.250.541.5412300.54.23.54123	Health Insurance	116,156	155,000	155,000	161,500	6,500
00.250.541.5412305.54.23.54123	Health Savings Accounts	2,460	-	-	-	-
00.250.541.5412310.54.23.54123	Life Insurance	953	1,500	1,500	1,400	(100)
00.250.541.5412400.54.24.54124	Workers' Compensation	22,149	23,700	23,700	26,700	3,000
00.250.541.5412500.54.25.54125	Unemployment Compensation	768	1,100	1,100	1,100	-
Personal Services Totals:		**1,051,677**	**1,306,900**	**1,306,900**	**1,323,200**	**16,300**
OperatingExpenditure						
00.250.541.5413100.54.31.54131	Professional Services	(4,917)	50,000	50,000	25,000	(25,000)
00.250.541.5413114.54.31.54131	GIS Licenses & Equipoment	8,162	25,000	25,000	25,000	-
00.250.541.5413120.54.31.54131	Traffic Engineering	-	40,000	40,000	30,000	(10,000)
00.250.541.5413121.54.31.54131	Annual Traffic Count	39,975	40,000	40,000	44,305	4,305
00.250.541.5413419.54.34.54134	Exotic Vegetation Removal	33,575	35,000	35,000	35,000	-
00.250.541.5413433.54.34.54134	NPDES Public Outreach	-	750	750	750	-
00.250.541.5413434.54.34.54134	Misc Maintenance Services	7,550	7,500	7,500	6,000	(1,500)
00.250.541.5413470.54.34.54134	Drainage Maintenance	129,044	124,102	124,102	100,000	(24,102)
00.250.541.5413472.54.34.54134	Decorative Lighting Maint	184,952	150,000	150,000	150,000	-
00.250.541.5413477.54.34.54134	Signage Maintenance	448	-	-	-	-
00.250.541.5413480.54.34.54134	Asset/WO Management Program	25,872	30,000	30,000	30,000	-
00.250.541.5413487.54.34.54134	CRS Program Maintenance	45,547	40,000	40,000	40,000	-
00.250.541.5413490.54.34.54134	Bonita Bch/I-75 Interchge Main	90,590	105,536	105,536	101,631	(3,905)
00.250.541.5413491.54.34.54134	US 41 Landscape Maintenance	591,227	650,000	650,000	650,000	-
00.250.541.5413492.54.34.54134	Bonita Beach Road Landscape	33,648	34,657	34,657	34,000	(657)
00.250.541.5413493.54.34.54134	Road Landscape Maintenance	9,100	17,500	17,500	17,500	-
00.250.541.5413495.54.34.54134	Terry St. Landscape Maint	249,972	360,152	360,152	360,152	-
00.250.541.5413496.54.34.54134	Downtown Old 41 Landscape Main	335,689	420,000	420,000	420,000	-
00.250.541.5413497.54.34.54134	Logan Blvd Landscape Main	114,950	201,435	201,435	175,000	(26,435)
00.250.541.5413498.54.34.54134	Bonita Dr Landscape Maint	30,890	35,000	35,000	30,000	(5,000)
00.250.541.5414000.54.40.54140	Travel & Per Diem	179	3,500	3,500	3,500	-

		2024-2025 Actual	2025-2026 Budget	2025-2026 Expected	2026-2027 Proposed Budget	+/- Budget
00.250.541.5414100.54.41.54141	Communications	4,700	5,000	5,000	5,000	-
00.250.541.5414200.54.42.54142	Freight & Postage Services	-	250	250	-	(250)
00.250.541.5414300.54.43.54143	Utility-Power	314,883	340,117	340,117	362,254	22,137
00.250.541.5414301.54.43.54143	Utility-Irrigation	231,078	180,218	180,218	238,010	57,792
00.250.541.5414500.54.45.54145	Insurance	240,620	244,100	244,100	234,500	(9,600)
00.250.541.5414700.54.47.54147	Printing & Binding	-	-	-	523	523
00.250.541.5414800.54.48.54148	Advertising	2,529	1,116	1,116	1,000	(116)
00.250.541.5414903.54.49.54149	Permit Recording Fees	1,259	1,520	1,520	1,200	(320)
00.250.541.5415100.54.51.54151	Office Supplies	-	175	175	175	-
00.250.541.5415200.54.52.54152	Operating Supplies	669	1,350	1,350	1,350	-
00.250.541.5415205.54.52.54152	Fuel	9,363	13,500	13,500	10,000	(3,500)
00.250.541.5415210.54.52.54152	Clothing Allowance	260	700	700	700	-
00.250.541.5415250.54.52.54152	Small Tools & Equipment	3,607	5,000	5,000	5,000	-
00.250.541.5415400.54.54.54154	Publications & Memberships	3,312	2,278	2,278	2,278	-
00.250.541.5415500.54.55.54155	Training	-	1,036	1,036	1,036	-
OperatingExpenditure Totals:		**2,738,732**	**3,166,492**	**3,166,492**	**3,140,864**	**(25,628)**
Capital Outlay						
00.250.541.5416400.54.64.54164	Capital Outlay	-	77,579	77,579	-	(77,579)
Capital Outlay Totals:		**-**	**77,579**	**77,579**	**-**	**(77,579)**
Road & Street Facilities Totals:		**3,790,409**	**4,550,971**	**4,550,971**	**4,464,064**	**(86,907)**
Conservation/Resource Mgmt						
OperatingExpenditure						
00.250.537.5373112.53.31.53731	NPDES Permit	1,294	1,500	1,500	1,500	-
00.250.537.5373113.53.31.53731	NPDES Consultant Assistance	5,553	30,000	30,000	30,000	-
00.250.537.5373116.53.31.53731	TMDL Monitoring	62,147	100,000	100,000	80,000	(20,000)
00.250.537.5373117.53.31.53731	BMAP Program	9,524	25,000	25,000	25,000	-
00.250.537.5373128.53.31.53731	Water Steward	84,768	81,800	81,800	81,890	90
00.250.537.5373438.53.34.53734	Natural Resources Services	100,332	100,332	100,332	113,997	13,665
00.250.537.5374300.53.43.53743	Water Quality Facilities Proj	5,366	5,500	5,500	5,500	-
00.250.537.5374931.53.49.53749	Cutting Horse Rd Facility	6,339	7,000	7,000	7,000	-

		2024-2025 Actual	2025-2026 Budget	2025-2026 Expected	2026-2027 Proposed Budget	+/- Budget
00.250.537.5375250.53.52.53752	Small Tools & Equipment	7,533	5,000	5,000	5,000	-
OperatingExpenditure Totals:		**282,855**	**356,132**	**356,132**	**349,887**	**(6,245)**
Conservation/Resource Mgmt Totals:		**282,855**	**356,132**	**356,132**	**349,887**	**(6,245)**
250 - Public Works Totals:		**4,073,265**	**4,907,103**	**4,907,103**	**4,813,951**	**(93,152)**

Parks & Rec (Cost Center 601 to 631)

Service Statement: The Parks and Recreation department provides exceptional parks and recreational services to the Bonita Springs community through our city's 21 parks. These parks include a variety of recreational options such as the Recreation Center, Community Pool, Bark n Play Dog Park, 7 Soccer Fields, 4 Baseball/Softball Fields, Tennis Courts, Outdoor Futsal and Basketball courts, Disc Golf Course, Nature Center, Hiking Trails, 5 Canoe/Kayak Launches, 5 Playgrounds, Outdoor Bandshell, Artist Cottages, Historic Liles Hotel, pristine preserves for passive recreation and Imperial River and Bay access for fishing or boating. The Parks department is responsible for maintaining several other properties throughout the city beyond the 21 parks such as the Terry St. rental property and vacant city properties such as the Dean St. property and Palm St. property. The department uses the "Best Management Practices" for landscaping, irrigation, and use of fertilizers in all our parks. The department continues the removal of exotic/invasive plants and trees throughout the city's parks system. The #1 priority of the Parks and Recreation department is to enhance the quality of life of all our city's residents, visitors and guests.

Budget Summary
Parks & Rec (Cost Center 601 to 632)

	Actual 2024-2025	Budget 2025-2026	Expected 2025-2026	Budget 2026-2027	+/- Budget
Personal Services	$ 1,452,122	$ 1,750,200	$ 1,750,200	$ 1,777,800	$ 27,600
Operating Expenditures	1,619,945	1,826,660	1,826,660	2,006,156	179,496
Capital Outlay	79,687	304,272	304,272	124,000	(180,272)
Total Expenditures	**$ 3,151,754**	**$ 3,881,132**	**$ 3,881,132**	**$ 3,907,956**	**$ 26,824**
	Authorized Positions for Cost Center 601				
Director	1.00	1.00	1.00	1.00	-
Maintenance Manager	1.00	1.00	1.00	1.00	-
Senior Maintenance Lead	1.00	1.00	1.00	1.00	-
Maintenance Specialist	5.00	5.00	5.00	5.00	-
Recreation Program Manager	1.00	1.00	1.00	1.00	-
Total Positions	**9.00**	**9.00**	**9.00**	**9.00**	**-**
	Authorized Positions for Cost Center 602				
Recreation Center Lead	1.00	1.00	1.00	1.00	-
Recreation Center Specialist	3.00	3.00	3.00	3.00	-
Total Positions	**4.00**	**4.00**	**4.00**	**4.00**	**-**
	Authorized Positions for Cost Center 604				
Recreation Project Manager	1.00	1.00	1.00	1.00	-
Lead Lifeguard	1.00	1.00	1.00	1.00	
Lifeguards	4.00	4.00	4.00	4.00	-
Summer Lifeguards	Temporary	Temporary	Temporary	Temporary	
Total Positions	**6.00**	**6.00**	**6.00**	**6.00**	**-**

		2024-2025 Actual	2025-2026 Budget	2025-2026 Expected	2026-2027 Proposed Budget	+/- Budget
601 - Parks & Recreation Adminstrat						
Personal Services						
00.601.572.5721200.57.12.57212	Regular Wages	561,230	612,900	612,900	645,200	32,300
00.601.572.5721400.57.14.57214	Overtime	839	4,500	4,500	4,500	-
00.601.572.5722100.57.21.57221	FICA Taxes	44,089	47,300	47,300	49,700	2,400
00.601.572.5722200.57.22.57222	Retirement Contributions	78,754	87,000	87,000	95,600	8,600
00.601.572.5722300.57.23.57223	Health Insurance	83,334	155,100	155,100	150,400	(4,700)
00.601.572.5722305.57.23.57223	Health Savings Accounts	1,246	-	-	-	-
00.601.572.5722310.57.23.57223	Life Insurance	957	1,200	1,200	1,400	200
00.601.572.5722400.57.24.57224	Workers' Compensation	12,225	13,000	13,000	14,800	1,800
00.601.572.5722500.57.25.57225	Unemployment Compensation	589	700	700	800	100
Personal Services Totals:		**783,262**	**921,700**	**921,700**	**962,400**	**40,700**
OperatingExpenditure						
00.601.572.5723401.57.34.57234	Misc Consulting Services	-	20,000	20,000	20,000	-
00.601.572.5723426.57.34.57234	Software & Maintenance Consult	-	500	500	500	-
00.601.572.5724000.57.40.57240	Travel & Per Diem	2,786	3,500	3,500	3,500	-
00.601.572.5724100.57.41.57241	Communications	3,228	4,200	4,200	4,200	-
00.601.572.5724500.57.45.57245	Insurance	8,804	8,900	8,900	8,600	(300)
00.601.572.5725200.57.52.57252	Operating Supplies	576	1,152	1,152	1,020	(132)
00.601.572.5725205.57.52.57252	Operating Supplies-Fuel	15,922	25,800	25,800	30,000	4,200
00.601.572.5725210.57.52.57252	Clothing Allowance	1,108	1,875	1,875	1,875	-
00.601.572.5725250.57.52.57252	Small Tools & Equipment	-	150	150	150	-
00.601.572.5725400.57.54.57254	Publications & Memberships	520	850	850	870	20
00.601.572.5725500.57.55.57255	Training	900	1,310	1,310	1,310	-
OperatingExpenditure Totals:		**33,844**	**68,237**	**68,237**	**72,025**	**3,788**
Capital Outlay						
00.601.572.5726400.57.64.57264	Capital Outlay	-	20,000	20,000	-	(20,000)
Capital Outlay Totals:		**-**	**20,000**	**20,000**	**-**	**(20,000)**
601 - Parks & Recreation Adminstrat Totals:		**817,106**	**1,009,937**	**1,009,937**	**1,034,425**	**24,488**
602 - Recreation Center						
Personal Services						
00.602.572.5721200.57.12.57212	Regular Wages	130,843	165,400	165,400	170,700	5,300

		2024-2025 Actual	2025-2026 Budget	2025-2026 Expected	2026-2027 Proposed Budget	+/- Budget
00.602.572.5721400.57.14.57214	Overtime	1,617	-	-	-	-
00.602.572.5722100.57.21.57221	FICA Taxes	10,145	12,700	12,700	13,100	400
00.602.572.5722200.57.22.57222	Retirement Contributions	17,852	23,100	23,100	25,100	2,000
00.602.572.5722300.57.23.57223	Health Insurance	26,928	60,600	60,600	63,200	2,600
00.602.572.5722305.57.23.57223	Health Savings Accounts	617	-	-	-	-
00.602.572.5722310.57.23.57223	Life Insurance	212	400	400	400	-
00.602.572.5722400.57.24.57224	Workers' Compensation	2,838	3,000	3,000	3,400	400
00.602.572.5722500.57.25.57225	Unemployment Compensation	133	200	200	200	-
Personal Services Totals:		**191,186**	**265,400**	**265,400**	**276,100**	**10,700**
OperatingExpenditure						
00.602.572.5723401.57.34.57234	Temporary Support Staff	28,586	-	-	-	-
00.602.572.5723407.57.34.57234	Alarm/Security	15,465	12,770	12,770	16,000	3,230
00.602.572.5723408.57.34.57234	Cleaning of Facilities	26,280	30,000	30,000	30,000	-
00.602.572.5723432.57.34.57234	Class Program Instructors	12,703	15,000	15,000	15,000	-
00.602.572.5724000.57.40.57240	Travel & Per Diem	-	300	300	300	-
00.602.572.5724100.57.41.57241	Communications	15,344	13,930	13,930	14,620	690
00.602.572.5724300.57.43.57243	Utility Service	60,846	68,440	68,440	70,846	2,406
00.602.572.5724400.57.44.57244	Rentals and Leases	8,091	16,000	16,000	16,000	-
00.602.572.5724500.57.45.57245	Insurance	95,116	96,500	96,500	92,700	(3,800)
00.602.572.5724600.57.46.57246	Repair & Maintenance	35,355	26,500	26,500	26,500	-
00.602.572.5725100.57.51.57251	Office Supplies	551	1,200	1,200	1,200	-
00.602.572.5725200.57.52.57252	Operating Supplies	18,431	30,000	30,000	36,000	6,000
00.602.572.5725205.57.52.57252	Generator Fuel and Inspections	1,271	5,000	5,000	5,000	-
00.602.572.5725210.57.52.57252	Clothing Allowance	972	1,200	1,200	1,200	-
00.602.572.5725400.57.54.57254	Publications & Memberships	624	150	150	150	-
00.602.572.5725500.57.55.57255	Training	-	240	240	240	-
OperatingExpenditure Totals:		**319,634**	**317,230**	**317,230**	**325,756**	**8,526**
Capital Outlay						
00.602.572.5726400.57.64.57264	Capital Outlay	-	19,496	19,496	-	(19,496)
Capital Outlay Totals:		**-**	**19,496**	**19,496**	**-**	**(19,496)**
602 - Recreation Center Totals:		**510,819**	**602,126**	**602,126**	**601,856**	**(270)**

		2024-2025 Actual	2025-2026 Budget	2025-2026 Expected	2026-2027 Proposed Budget	+/- Budget
603 - Community Park & Ball Fields						
OperatingExpenditure						
00.603.572.5723408.57.34.57234	Cleaning of Facilities	13,632	20,450	20,450	20,450	-
00.603.572.5723414.57.34.57234	Tree Service	14,445	12,625	12,625	12,625	-
00.603.572.5723417.57.34.57234	Field Maintenance	33,731	34,000	34,000	36,000	2,000
00.603.572.5723418.57.34.57234	Field Lights Maintenance	-	1,000	1,000	1,000	-
00.603.572.5724300.57.43.57243	Utility Service	31,984	32,400	32,400	33,480	1,080
00.603.572.5724500.57.45.57245	Insurance	78,451	79,600	79,600	76,500	(3,100)
00.603.572.5724600.57.46.57246	Repair & Maintenance	58,300	62,000	62,000	62,500	500
00.603.572.5725200.57.52.57252	Operating Supplies	6,120	10,800	10,800	10,800	-
00.603.572.5725250.57.52.57252	Small Tools & Equipment	1,760	1,500	1,500	1,500	-
OperatingExpenditure Totals:		**238,424**	**254,375**	**254,375**	**254,855**	**480**
Capital Outlay						
00.603.572.5726400.57.64.57264	Capital Outlay	6,532	19,350	19,350	-	(19,350)
00.603.572.5726401.57.64.57264	Capital Outlay	-	8,000	8,000	-	(8,000)
00.603.572.5726402.57.64.57264	Capital Outlay	-	15,000	15,000	-	(15,000)
Capital Outlay Totals:		**6,532**	**42,350**	**42,350**	**-**	**(42,350)**
603 - Community Park & Ball Fields Totals:		**244,956**	**296,725**	**296,725**	**254,855**	**(41,870)**
604 - Community Pool						
Personal Services						
00.604.572.5721200.57.12.57212	Regular Wages	319,387	325,700	325,700	292,700	(33,000)
00.604.572.5721300.57.13.57213	Other Wages	-	15,000	15,000	15,000	-
00.604.572.5721400.57.14.57214	Overtime	1,250	10,000	10,000	10,000	-
00.604.572.5722100.57.21.57221	FICA Taxes	24,705	26,900	26,900	24,300	(2,600)
00.604.572.5722200.57.22.57222	Retirement Contributions	46,213	51,100	51,100	49,400	(1,700)
00.604.572.5722300.57.23.57223	Health Insurance	64,641	109,600	109,600	122,300	12,700
00.604.572.5722305.57.23.57223	Health Savings Accounts	1,106	-	-	-	-
00.604.572.5722310.57.23.57223	Life Insurance	492	600	600	600	-
00.604.572.5722400.57.24.57224	Workers' Compensation	5,129	5,600	5,600	6,300	700
00.604.572.5722500.57.25.57225	Unemployment Compensation	325	400	400	400	-
Personal Services Totals:		**463,250**	**544,900**	**544,900**	**521,000**	**(23,900)**

		2024-2025 Actual	2025-2026 Budget	2025-2026 Expected	2026-2027 Proposed Budget	+/- Budget
OperatingExpenditure						
00.604.572.5724000.57.40.57240	Travel & Per Diem	-	2,300	2,300	2,300	-
00.604.572.5724100.57.41.57241	Communications	692	2,172	2,172	2,580	408
00.604.572.5724300.57.43.57243	Utility Service	34,369	48,550	48,550	49,234	684
00.604.572.5724500.57.45.57245	Insurance	32,937	33,400	33,400	32,100	(1,300)
00.604.572.5724600.57.46.57246	Repair & Maintenance	31,697	35,000	35,000	37,500	2,500
00.604.572.5725200.57.52.57252	Operating Supplies	33,328	30,000	30,000	30,000	-
00.604.572.5725210.57.52.57252	Clothing Allowance	1,276	1,200	1,200	1,200	-
00.604.572.5725500.57.55.57255	Training	1,005	2,610	2,610	3,100	490
OperatingExpenditure Totals:		**135,303**	**155,232**	**155,232**	**158,014**	**2,782**
Capital Outlay						
00.604.572.5726400.57.64.57264	Capital Outlay	27,771	19,136	19,136	-	(19,136)
00.604.572.5726401.57.64.57264	Capital Outlay	-	6,104	6,104	-	(6,104)
00.604.572.5726402.57.64.57264	Capital Outlay	-	32,500	32,500	-	(32,500)
Capital Outlay Totals:		**27,771**	**57,740**	**57,740**	**-**	**(57,740)**
604 - Community Pool Totals:		**626,324**	**757,872**	**757,872**	**679,014**	**(78,858)**
605 - Riverside Park						
OperatingExpenditure						
00.605.572.5723408.57.34.57234	Cleaning of Facilities	31,360	42,360	42,360	42,360	-
00.605.572.5723411.57.34.57234	Landscaping Maintenance	8,778	10,000	10,000	20,000	10,000
00.605.572.5723413.57.34.57234	Native Plants	4,992	5,000	5,000	5,000	-
00.605.572.5724300.57.43.57243	Utility Service	18,532	19,480	19,480	20,572	1,092
00.605.572.5724400.57.44.57244	Rentals and Leases	36,194	36,740	36,740	36,740	-
00.605.572.5724500.57.45.57245	Insurance	144,541	140,300	140,300	134,800	(5,500)
00.605.572.5724600.57.46.57246	Repair & Maintenance	39,254	33,500	33,500	36,000	2,500
00.605.572.5724800.57.48.57248	Advertising	-	700	700	-	(700)
00.605.572.5725200.57.52.57252	Operating Supplies	2,558	7,000	7,000	7,000	-
00.605.572.5725250.57.52.57252	Small Tools & Equipment	-	200	200	200	-
OperatingExpenditure Totals:		**286,211**	**295,280**	**295,280**	**302,672**	**7,392**

		2024-2025 Actual	2025-2026 Budget	2025-2026 Expected	2026-2027 Proposed Budget	+/- Budget
Capital Outlay						
00.605.572.5726400.57.64.57264	Capital Outlay	-	14,804	14,804	-	(14,804)
00.605.572.5726401.57.64.57264	Capital Outlay	-	27,000	27,000	-	(27,000)
00.605.572.5726402.57.64.57264	Capital Outlay	-	1,185	1,185	-	(1,185)
00.605.572.5726403.57.64.57264	Capital Outlay	-	-	-	20,000	20,000
Capital Outlay Totals:		**-**	**42,989**	**42,989**	**20,000**	**(22,989)**
605 - Riverside Park Totals:		**286,211**	**338,269**	**338,269**	**322,672**	**(15,597)**
606 - Leitner Creek Soccer Complex						
OperatingExpenditure						
00.606.572.5724300.57.43.57243	Utilites Service	-	-	-	38,225	38,225
00.606.572.5724500.57.45.57245	Insurance	3,773	3,800	3,800	3,700	(100)
00.606.572.5724600.57.46.57246	Repair & Maintenance	-	-	-	67,428	67,428
00.606.572.5725200.57.52.57252	Operating Supplies	-	-	-	1,450	1,450
OperatingExpenditure Totals:		**3,773**	**3,800**	**3,800**	**110,803**	**107,003**
Capital Outlay						
00.606.572.5726400.57.64.57264	Capital Outlay	-	-	-	52,000	52,000
Capital Outlay Totals:		**-**	**-**	**-**	**52,000**	**52,000**
606 - Leitner Creek Soccer Complex Totals:		**3,773**	**3,800**	**3,800**	**162,803**	**159,003**
609 - Banyan Tree Park						
OperatingExpenditure						
00.609.572.5723414.57.34.57234	Tree Service	1,000	2,000	2,000	2,000	-
00.609.572.5724300.57.43.57243	Utility Service	5,922	6,195	6,195	12,000	5,805
00.609.572.5724600.57.46.57246	Repair & Maintenance	906	9,200	9,200	15,000	5,800
00.609.572.5725200.57.52.57252	Operating Supplies	-	-	-	25,500	25,500
OperatingExpenditure Totals:		**7,828**	**17,395**	**17,395**	**54,500**	**37,105**
609 - Banyan Tree Park Totals:		**7,828**	**17,395**	**17,395**	**54,500**	**37,105**

		2024-2025 Actual	2025-2026 Budget	2025-2026 Expected	2026-2027 Proposed Budget	+/- Budget
610 - Dog Park						
OperatingExpenditure						
00.610.572.5723411.57.34.57234	Landscaping Maintenance	47,433	47,400	47,400	47,900	500
00.610.572.5724300.57.43.57243	Utility Service	16,609	18,780	18,780	20,340	1,560
00.610.572.5724600.57.46.57246	Repair & Maintenance	7,222	13,000	13,000	13,000	-
00.610.572.5725200.57.52.57252	Operating Supplies	2,260	4,000	4,000	4,000	-
OperatingExpenditure Totals:		**73,524**	**83,180**	**83,180**	**85,240**	**2,060**
Capital Outlay						
00.610.572.5726400.57.64.57264	Capital Outlay	-	25,000	25,000	-	(25,000)
00.610.572.5726401.57.64.57264	Capital Outlay	7,304	6,696	6,696	-	(6,696)
Capital Outlay Totals:		**7,304**	**31,696**	**31,696**	**-**	**(31,696)**
610 - Dog Park Totals:		**80,829**	**114,876**	**114,876**	**85,240**	**(29,636)**
611 - Beach Parks						
OperatingExpenditure						
00.611.572.5723414.57.34.57234	Tree Service	2,950	10,000	10,000	5,000	(5,000)
00.611.572.5724300.57.43.57243	Utility Service	326	300	300	300	-
00.611.572.5724500.57.45.57245	Insurance	1,258	1,300	1,300	1,300	-
00.611.572.5724600.57.46.57246	Repair & Maintenance	5,312	4,500	4,500	4,500	-
00.611.572.5724900.57.49.57249	Beach Resident Pass Program	-	15,000	15,000	15,000	-
00.611.572.5725200.57.52.57252	Operating Supplies	483	-	-	-	-
OperatingExpenditure Totals:		**10,330**	**31,100**	**31,100**	**26,100**	**(5,000)**
Capital Outlay						
00.611.572.5726400.57.64.57264	Capital Outlay	-	15,000	15,000	-	(15,000)
Capital Outlay Totals:		**-**	**15,000**	**15,000**	**-**	**(15,000)**
611 - Beach Parks Totals:		**10,330**	**46,100**	**46,100**	**26,100**	**(20,000)**

		2024-2025 Actual	2025-2026 Budget	2025-2026 Expected	2026-2027 Proposed Budget	+/- Budget
612 - Hickory Blvd. North ROW						
OperatingExpenditure						
00.612.572.5723411.57.34.57234	Contractual Serv	-	15,000	15,000	10,000	(5,000)
OperatingExpenditure Totals:		**-**	**15,000**	**15,000**	**10,000**	**(5,000)**
612 - Hickory Blvd. North ROW Totals:		**-**	**15,000**	**15,000**	**10,000**	**(5,000)**
613 - BS Soccer Complex						
OperatingExpenditure						
00.613.572.5723408.57.34.57234	Cleaning of Facilities	13,874	16,428	16,428	16,428	-
00.613.572.5723417.57.34.57234	Field Maintenance	25,454	30,000	30,000	30,000	-
00.613.572.5723418.57.34.57234	Field Lights Maintenance	3,065	5,000	5,000	1,000	(4,000)
00.613.572.5724300.57.43.57243	Utility Service	35,545	38,225	38,225	38,225	-
00.613.572.5724500.57.45.57245	Insurance	32,229	32,700	32,700	31,400	(1,300)
00.613.572.5724600.57.46.57246	Repair & Maintenance	18,588	18,435	18,435	20,050	1,615
00.613.572.5725200.57.52.57252	Operating Supplies	263	1,200	1,200	1,450	250
OperatingExpenditure Totals:		**129,017**	**141,988**	**141,988**	**138,553**	**(3,435)**
Capital Outlay						
00.613.572.5726400.57.64.57264	Capital Outlay	-	23,550	23,550	-	(23,550)
00.613.572.5726401.57.64.57264	Capital Outlay	-	-	-	52,000	52,000
Capital Outlay Totals:		**-**	**23,550**	**23,550**	**52,000**	**28,450**
613 - BS Soccer Complex Totals:		**129,017**	**165,538**	**165,538**	**190,553**	**25,015**
614 - Kentucky Street Park						
OperatingExpenditure						
00.614.572.5723411.57.34.57234	Landscaping Maintenance	1,750	2,500	2,500	2,500	-
00.614.572.5723419.57.34.57234	Exotic Vegetation Removal	2,450	5,000	5,000	5,000	-
OperatingExpenditure Totals:		**4,200**	**7,500**	**7,500**	**7,500**	**-**
614 - Kentucky Street Park Totals:		**4,200**	**7,500**	**7,500**	**7,500**	**-**
615 - Liles Hotel						
Personal Services						
00.615.572.5721400.57.14.57214	Overtime	9,854	-	-	-	-

		2024-2025 Actual	2025-2026 Budget	2025-2026 Expected	2026-2027 Proposed Budget	+/- Budget
00.615.572.5722400.57.24.57224	Workers' Compensation	323	-	-	-	-
Personal Services Totals:		**10,177**	**-**	**-**	**-**	**-**
OperatingExpenditure						
00.615.572.5723406.57.34.57234	Building Maintenance	25,628	13,004	13,004	15,000	1,996
00.615.572.5723407.57.34.57234	Alarm/Security	11,859	18,810	18,810	18,810	-
00.615.572.5723409.57.34.57234	Pressure Washing Building	-	5,500	5,500	5,500	-
00.615.572.5724300.57.43.57243	Utility Service	23,224	24,970	24,970	27,937	2,967
00.615.572.5724500.57.45.57245	Insurance	12,892	13,100	13,100	12,600	(500)
00.615.572.5724600.57.46.57246	Repair & Maintenance	994	-	-	-	-
00.615.572.5724602.57.46.57246	Repair & Maint - Fountain	1,391	6,000	6,000	6,000	-
00.615.572.5725200.57.52.57252	Operating Supplies	69	2,500	2,500	2,500	-
OperatingExpenditure Totals:		**76,056**	**83,884**	**83,884**	**88,347**	**4,463**
Capital Outlay						
00.615.572.5726400.57.64.57264	Capital Outlay	4,000	1,000	1,000	-	(1,000)
Capital Outlay Totals:		**4,000**	**1,000**	**1,000**	**-**	**(1,000)**
615 - Liles Hotel Totals:		**90,233**	**84,884**	**84,884**	**88,347**	**3,463**
617 - Bonita Nature Place						
Personal Services						
00.617.572.5721300.57.13.57213	Other Wages	3,233	5,000	5,000	5,000	-
00.617.572.5722100.57.21.57221	FICA Taxes	247	400	400	400	-
00.617.572.5722400.57.24.57224	Workers' Compensation	763	100	-	100	-
00.617.572.5722500.57.25.57225	Unemployment Compensation	3	100	100	100	-
Personal Services Totals:		**4,247**	**5,600**	**5,500**	**5,600**	**-**
OperatingExpenditure						
00.617.572.5723411.57.34.57234	Landscaping Maintenance	8,842	12,992	12,992	12,992	-
00.617.572.5724300.57.43.57243	Utility Service	3,548	4,060	4,060	4,625	565
00.617.572.5724500.57.45.57245	Insurance	12,892	13,100	13,100	12,600	(500)
00.617.572.5724600.57.46.57246	Repair & Maintenance	11,199	11,973	11,973	13,644	1,671

		2024-2025 Actual	2025-2026 Budget	2025-2026 Expected	2026-2027 Proposed Budget	+/- Budget
00.617.572.5725200.57.52.57252	Operating Supplies	36	250	250	250	-
OperatingExpenditure Totals:		**36,517**	**42,375**	**42,375**	**44,111**	**1,736**
617 - Bonita Nature Place Totals:		**40,764**	**47,975**	**47,875**	**49,711**	**1,736**
618 - Windsor Road Preserve						
OperatingExpenditure						
00.618.572.5723411.57.34.57234	Landscaping Maintenance	-	2,800	2,800	2,800	-
00.618.572.5723419.57.34.57234	Exotic Vegetation Removal	5,000	5,000	5,000	5,000	-
00.618.572.5724300.57.43.57243	Utility Service	446	240	240	195	(45)
OperatingExpenditure Totals:		**5,446**	**8,040**	**8,040**	**7,995**	**(45)**
618 - Windsor Road Preserve Totals:		**5,446**	**8,040**	**8,040**	**7,995**	**(45)**
620 - Marni Fields						
OperatingExpenditure						
00.620.572.5723417.57.34.57234	Field Maintenance	50,118	55,000	55,000	60,000	5,000
00.620.572.5724300.57.43.57243	Utility Service	9,428	10,260	10,260	11,400	1,140
00.620.572.5724500.57.45.57245	Insurance	5,110	5,200	5,200	5,000	(200)
00.620.572.5724600.57.46.57246	Repair & Maintenance	43,317	42,573	42,573	42,573	-
00.620.572.5725200.57.52.57252	Operating Supplies	14,290	14,808	14,808	14,808	-
OperatingExpenditure Totals:		**122,262**	**127,841**	**127,841**	**133,781**	**5,940**
Capital Outlay						
00.620.572.5726400.57.64.57264	Capital Outlay	-	5,000	5,000	-	(5,000)
Capital Outlay Totals:		**-**	**5,000**	**5,000**	**-**	**(5,000)**
620 - Marni Fields Totals:		**122,262**	**132,841**	**132,841**	**133,781**	**940**
621 - BS River Park						
OperatingExpenditure						
00.621.572.5723411.57.34.57234	Landscaping Maintenance	4,490	6,000	6,000	6,000	-

		2024-2025 Actual	2025-2026 Budget	2025-2026 Expected	2026-2027 Proposed Budget	+/- Budget
00.621.572.5723419.57.34.57234	Exotic Vegetation Removal	2,300	4,100	4,100	4,240	140
00.621.572.5724300.57.43.57243	Utility Service	341	342	342	342	-
00.621.572.5724500.57.45.57245	Insurance	29,164	29,600	29,600	28,500	(1,100)
00.621.572.5724600.57.46.57246	Repair & Maintenance	8,865	9,536	9,536	10,536	1,000
00.621.572.5725200.57.52.57252	Operating Supplies	861	1,400	1,400	1,400	-
OperatingExpenditure Totals:		**46,021**	**50,978**	**50,978**	**51,018**	**40**
Capital Outlay						
00.621.572.5726400.57.64.57264	Capital Outlay	-	4,281	4,281	-	(4,281)
Capital Outlay Totals:		**-**	**4,281**	**4,281**	**-**	**(4,281)**
621 - BS River Park Totals:		**46,021**	**55,259**	**55,259**	**51,018**	**(4,241)**
622 - Cullum's Bonita Trail						
OperatingExpenditure						
00.622.572.5724400.57.44.57244	Rentals and Leases	300	300	300	300	-
00.622.572.5724600.57.46.57246	Repair & Maintenance	12,105	20,000	20,000	20,000	-
OperatingExpenditure Totals:		**12,405**	**20,300**	**20,300**	**20,300**	**-**
Capital Outlay						
00.622.572.5726400.57.64.57264	Capital Outlay	-	5,400	5,400	-	(5,400)
Capital Outlay Totals:		**-**	**5,400**	**5,400**	**-**	**(5,400)**
622 - Cullum's Bonita Trail Totals:		**12,405**	**25,700**	**25,700**	**20,300**	**(5,400)**
623 - Carpenter Lane Canoe & Kayak						
OperatingExpenditure						
00.623.572.5724300.57.43.57243	Utility Service	9	9	9	9	-
00.623.572.5724500.57.45.57245	Insurance	707	700	700	700	-
00.623.572.5724600.57.46.57246	Repair & Maintenance	-	500	500	500	-
OperatingExpenditure Totals:		**716**	**1,209**	**1,209**	**1,209**	**-**
623 - Carpenter Lane Canoe & Kayak Totals:		**716**	**1,209**	**1,209**	**1,209**	**-**

		2024-2025 Actual	2025-2026 Budget	2025-2026 Expected	2026-2027 Proposed Budget	+/- Budget
624 - Leitner Neighborhood Park						
OperatingExpenditure						
00.624.572.5724300.57.43.57243	Utility Service	41	41	41	41	-
00.624.572.5724500.57.45.57245	Insurance	10,691	10,800	10,800	10,400	(400)
00.624.572.5724600.57.46.57246	Repair & Maintenance	672	2,475	2,475	2,536	61
OperatingExpenditure Totals:		**11,404**	**13,316**	**13,316**	**12,977**	**(339)**
Capital Outlay						
00.624.572.5726400.57.64.57264	Capital Outlay	-	24,850	24,850	-	(24,850)
Capital Outlay Totals:		**-**	**24,850**	**24,850**	**-**	**(24,850)**
624 - Leitner Neighborhood Park Totals:		**11,404**	**38,166**	**38,166**	**12,977**	**(25,189)**
626 - Oak Creek Preserve						
OperatingExpenditure						
00.626.572.5723419.57.34.57234	Exotic Vegetation Removal	1,000	6,000	6,000	5,000	(1,000)
00.626.572.5724600.57.46.57246	Repair & Maintenance	7,281	-	-	-	-
OperatingExpenditure Totals:		**8,281**	**6,000**	**6,000**	**5,000**	**(1,000)**
626 - Oak Creek Preserve Totals:		**8,281**	**6,000**	**6,000**	**5,000**	**(1,000)**
629 - Oak Creek Kayak Launch						
OperatingExpenditure						
00.629.572.5724600.57.46.57246	Repair & Maintenance	-	5,000	5,000	2,500	(2,500)
OperatingExpenditure Totals:		**-**	**5,000**	**5,000**	**2,500**	**(2,500)**
629 - Oak Creek Kayak Launch Totals:		**-**	**5,000**	**5,000**	**2,500**	**(2,500)**
631 - Former Library Building						
Personal Services						
00.631.572.5721400.57.14.57214	Overtime	-	10,000	10,000	10,000	-
00.631.572.5722100.57.21.57221	FICA Taxes	-	800	800	800	-
00.631.572.5722200.57.22.57222	Retirement Contributions	-	1,400	1,400	1,500	100
00.631.572.5722400.57.24.57224	Workers' Compensation	-	300	300	300	-
00.631.572.5722500.57.25.57225	Unemployment Compensation	-	100	100	100	-
Personal Services Totals:		**-**	**12,600**	**12,600**	**12,700**	**100**

		2024-2025 Actual	2025-2026 Budget	2025-2026 Expected	2026-2027 Proposed Budget	+/- Budget
OperatingExpenditure						
00.631.572.5723406.57.34.57234	Building Maintenance	26,037	30,000	30,000	30,000	-
00.631.572.5724300.57.43.57243	Utility Service	11,879	12,600	12,600	12,600	-
00.631.572.5724500.57.45.57245	Insurance	14,621	14,800	14,800	14,300	(500)
00.631.572.5724600.57.46.57246	Repair and Maintenance	4,781	10,000	10,000	10,000	-
00.631.572.5725200.57.52.57252	Operating Supplies	1,431	10,000	10,000	10,000	-
OperatingExpenditure Totals:		**58,749**	**77,400**	**77,400**	**76,900**	**(500)**
Capital Outlay						
00.631.572.5726400.57.64.57264	Capital Outlay	34,080	10,920	10,920	-	(10,920)
Capital Outlay Totals:		**34,080**	**10,920**	**10,920**	**-**	**(10,920)**
631 - Former Library Building Totals:		**92,829**	**100,920**	**100,920**	**89,600**	**(11,320)**
632 - Imperial/41 Park						
OperatingExpenditure						
00.632.572.5724300.57.43.57243	Utility Service	-	-		1,000	1,000
00.632.572.5724600.57.46.57246	Repair & Maintenance	-	-		15,000	15,000
OperatingExpenditure Totals:		**-**	**-**		**16,000**	**16,000**
632 - Imperial/41 Park Totals:		**-**	**-**		**16,000**	**16,000**

Non-Departmental (Cost Center 270 and 883 to 885)

Service Statement: Non-department cost centers contain general government operations which are not allocated to a specific department, special revenue, debt service or capital project fund.

Budget Summary
Non-Departmental (Cost Center 270)

	Actual 2024-2025	Budget 2025-2026	Expected 2025-2026	Budget 2026-2027	+/- Budget
Operating Expenditures	$ 598,276	$ 936,780	$ 936,780	$ 964,081	$ 27,301
Capital Outlay	-	-	-	-	-
Total Expenditures	**$ 598,276**	**$ 936,780**	**$ 936,780**	**$ 964,081**	**$ 27,301**

		2024-2025 Actual	2025-2026 Budget	2025-2026 Expected	2026-2027 Proposed Budget	+/- Budget
270 - Non-Departmental Expenditures						
OperatingExpenditure						
00.270.513.5133105.51.31.51331	Tax Collector-Local Bus Tax	-	3,500	3,500	-	(3,500)
00.270.513.5133109.51.31.51331	State Alcoholic Bev Srv Chrg	9,720	5,100	5,100	2,500	(2,600)
00.270.513.5133442.51.34.51334	Risk Manager/ADA	12,000	12,000	12,000	12,000	-
00.270.513.5133452.51.34.51334	Procurement Services	94,875	100,000	100,000	100,000	-
00.270.513.5133480.51.34.51334	Fleet Monitoring Software	-	-	-	7,101	7,101
00.270.519.5194501.51.45.51945	Gnrl/Prof Liability Insur	99,395	113,400	113,400	140,300	26,900
00.270.519.5194909.51.49.51949	Contingency	179,676	250,000	250,000	250,000	-
00.270.519.5194910.51.49.51949	Pay for Performance	-	100,000	100,000	100,000	-
00.270.519.5194911.51.49.51949	Emergency Management Operating	-	100,000	100,000	100,000	-
00.270.539.5394305.53.43.53943	Assessments on Tax Bills	3,326	5,400	5,400	3,800	(1,600)
00.270.562.5623439.56.34.56234	Animal Control Services	155,576	160,000	160,000	169,500	9,500
00.270.562.5623440.56.34.56234	Trap Neuter Return (TNR)	220	15,000	15,000	8,000	(7,000)
00.270.562.5623450.56.34.56234	Dead Animal Removal	10,680	10,680	10,680	10,680	-
00.270.572.5724500.57.45.57245	W Terry ST Prop Insurance	3,537	3,600	3,600	3,500	(100)
00.270.572.5724601.57.46.57246	Repairs & Maint-Rental W Terry	2,032	10,000	10,000	10,000	-
00.270.575.5754300.57.43.57543	Everglades WG Utilities	2,469	3,000	3,000	3,000	-
00.270.575.5754500.57.45.57545	Everglades WP Prop Insurance	24,290	24,600	24,600	23,700	(900)
00.270.575.5754600.57.46.57546	Everglades WG Repairs & Maint	-	20,000	20,000	20,000	-
OperatingExpenditure Totals:		**597,796**	**936,280**	**936,280**	**964,081**	**27,801**
270 - Non-Departmental Expenditures Totals:		**597,796**	**936,280**	**936,280**	**964,081**	**27,801**

		2024-2025 Actual	2025-2026 Budget	2025-2026 Expected	2026-2027 Proposed Budget	+/- Budget
883 - Veterans						
OperatingExpenditure						
00.883.572.5725200.57.52.57252	Veteran's Bricks	480	500	500	500	-
OperatingExpenditure Totals:		**480**	**500**	**500**	**500**	**-**
883 - Veterans Totals:		**480**	**500**	**500**	**500**	**-**

		2024-2025 Actual	2025-2026 Budget	2025-2026 Expected	2026-2027 Proposed Budget	+/- Budget
999 - Transfer						
Other Uses						
00.999.581.5810013.58.91.58113	Transfer out Grant Fund	780,479	40,000	40,000	40,000	-
00.999.581.5810022.58.91.58122	Transfer out Cap Project Debt	497,597	485,350	485,350	461,500	(23,850)
00.999.581.5810030.58.91.58130	Transfer out Capital Projects	10,069,492	45,856,239	40,631,854	9,670,000	(36,186,239)
Other Uses Totals:		**11,347,568**	**46,381,589**	**41,157,204**	**10,171,500**	**(36,210,089)**
999 - Transfer Totals:		**11,347,568**	**46,381,589**	**41,157,204**	**10,171,500**	**(36,210,089)**

Page Intentionally Left Blank

City of Bonita Springs, Florida
Fiscal Year 2026-2027

Special Revenue Funds Budget Summary

	Gas Tax	Grant	Road Impact Fee	Park Impact Fee	Stormwater	Building Permit Fees	Downtown Area Revenue Sharing	Total Special Revenue Funds
Prior Year Surplus/ Beginning Fund Balance	$ 303,267	$ -	$ 13,053,214	$ 135	$ 1,345,791	$ 1,671,852	$ 3,021,035	$ 19,395,294
Revenues								
Ad Valorem Tax	-	-	-	-	-	-	907,600	907,600
Gas Tax	1,730,000	-	-	-	-	-	-	1,730,000
Intergovernmental Revenues	232,000	5,153,179	-	-	-	-	-	5,385,179
Impact Fees	-	-	4,070,000	330,000	-	-	-	4,400,000
License & Permits	-	-	-	-	-	2,780,000	-	2,780,000
Charges for Services	-	-	-	-	1,680,000	-	-	1,680,000
Investment Earnings	44,000	-	555,000	44,000	44,000	20,000	-	707,000
Total Revenues	2,006,000	5,153,179	4,625,000	374,000	1,724,000	2,800,000	907,600	17,589,779
Other Financing Sources								
Transfer from General Fund	-	40,000	-	-	-	-	-	40,000
Total Other Financing Sources	-	40,000	-	-	-	-	-	40,000
Total Sources of Funds	**$ 2,309,267**	**$ 5,193,179**	**$ 17,678,214**	**$ 374,135**	**$ 3,069,791**	**$ 4,471,852**	**$ 3,928,635**	**$ 37,025,073**
Expenditures								
Public Safety	-	80,000	-	-	-	3,203,000	-	3,283,000
Physical Environment	-	-	-	-	763,040	-	-	763,040
Transportation	1,350,255	-	-	-	-	-	-	1,350,255
Total Expenditures	1,350,255	80,000	-	-	763,040	3,203,000	-	5,396,295
Other Financing Uses								
Transfer to Debt Service	-	-	-	-	-	-	1,071,500	1,071,500
Transfer to Capital Projects	500,000	5,113,179	5,105,488	-	700,000	-	-	11,418,667
Total Other Financing Uses	500,000	5,113,179	5,105,488	-	700,000	-	1,071,500	12,490,167
Change in Fund Balance	*155,745*	-	*(480,488)*	*374,000*	*260,960*	*(403,000)*	*(163,900)*	*(256,683)*
Fund Balance								
Available for:								
Road Capital Projects	459,012	-	12,572,726	-	-	-	-	13,031,738
Park Capital Projects	-	-	-	374,135	-	-	-	374,135
Stormwater	-	-	-	-	1,606,751	-	-	1,606,751
Debt Service	-	-	-	-	-	-	2,857,135	2,857,135
Enforce Florida Building Code	-	-	-	-	-	1,268,852	-	1,268,852
Total Restricted Fund Balance	459,012	-	12,572,726	374,135	1,606,751	1,268,852	2,857,135	19,138,611
Total Use of Funds	**$ 2,309,267**	**$ 5,193,179**	**$ 17,678,214**	**$ 374,135**	**$ 3,069,791**	**$ 4,471,852**	**$ 3,928,635**	**$ 37,025,073**

Page Intentionally Left Blank

		2024-2025 Actual	2025-2026 Budget	2025-2026 Expected	2026-2027 Proposed Budget	+/- Budget
10.950.312.3124100.31.00.31241	Local Option Gas Tax-6 Cents	1,048,961	1,026,000	1,010,000	1,000,000	(26,000)
10.960.312.3124200.31.00.31242	Local Option Gas Tax-5 Cents	762,173	745,800	740,000	730,000	(15,800)
17.000.311.3110000.31.00.31100	Ad Valorem Taxes	845,800	850,500	850,500	907,600	57,100
Taxes Totals:		**2,656,935**	**2,622,300**	**2,600,500**	**2,637,600**	**15,300**
14.000.324.3243100.32.00.32431	Rd Impact Fee-Residential	4,076,160	7,100,000	4,470,000	3,460,000	(3,640,000)
14.000.324.3243200.32.00.32432	Rd Impact Fees-Commercial	523,921	400,000	900,000	610,000	210,000
16.000.324.3246300.32.00.32463	Park Impact Fees-Resid	290,146	420,000	390,100	330,000	(90,000)
16.000.324.3246400.32.00.32464	Park Impact Fees-Commercial	11,226	-	-	-	-
18.000.325.3252000.32.00.32520	Stormwater Assessment Fee	1,630,844	1,680,000	1,680,000	1,680,000	-
19.210.322.3220000.32.00.32200	Building Permits	2,327,980	2,000,000	2,690,000	2,780,000	780,000
Permits, Fees & Special Asses Totals:		**8,860,277**	**11,600,000**	**10,130,100**	**8,860,000**	**(2,740,000)**
10.951.335.3351200.33.00.33512	Revenue Sharing	269,546	243,000	243,000	232,000	(11,000)
13.705.334.3343501.33.00.33435	FLDEP Lakes of San Souci Sewer	1,056,853	380,647	380,647	-	(380,647)
13.705.334.3343502.33.00.33435	FLDEP Sun Village Sewer	355,765	2,118,485	2,118,485	-	(2,118,485)
13.705.334.3343951.33.00.33439	FLDEP Pine Lake Preserve	25,328	-	-	-	-
13.705.334.3344908.33.00.33449	FDOT LAP E. Terry	-	-	-	2,813,179	2,813,179
13.705.334.3345003.33.00.33450	FLDEM HMGP Acquisition-Demo Gr	-	3,388,812	3,388,812	-	(3,388,812)
13.705.334.3345004.33.00.33450	Legislative Appropriation Spri	5,400,000	-	-	-	-
13.705.334.3345005.33.00.33450	FLDEP S Bonita Bch Ian Recover	4,495,500	-	-	-	-
13.705.334.3345007.33.00.33450	Acqu/demo HMGP Home Buy Out	895,543	-	-	-	-
13.705.334.3345010.33.00.33450	FDEP Beach Renourishment	-	2,500,000	2,500,000	-	(2,500,000)
13.705.334.3345011.33.00.33450	FDEP Rosemary	-	1,400,000	1,400,000	-	(1,400,000)
13.705.334.3345200.33.00.33452	FLDEM-Spring Crk Flood Improv	(475)	-	-	-	-
13.705.334.3347006.33.00.33470	State Grant Culture & Rec	-	400,000	400,000	-	(400,000)
13.707.331.3315001.33.00.33150	CDBG-MIT-E. Terry Path Revenue	2,325,189	17,319,859	17,319,859	-	(17,319,859)
13.707.331.3315005.33.00.33150	CDBG-Multi-Use Pathways	-	-	-	300,000	300,000
13.707.331.3315008.33.00.33150	CDBG-Rosemary Dr Multi-Use Pat	405,329	-	-	-	-
13.707.331.3315012.33.00.33150	CDBG-MIT Infrastructure	2,749,582	8,281,002	8,281,002	-	(8,281,002)
13.707.331.3315013.33.00.33150	CDBG-Rosemary Dr	-	-	-	2,000,000	2,000,000
13.707.331.3317003.33.00.33170	CDBG Park Master Plan Revenue	226,756	299,128	299,128	-	(299,128)
13.707.331.3317004.33.00.33170	CDBG Mobility Plan Revenue	19,886	520,114	520,114	-	(520,114)
13.707.331.3317010.33.00.33170	CDBG-Penn Ave Corr DrngOp Impv	781	20,999,219	20,999,219	-	(20,999,219)
13.708.337.3372000.33.00.33720	WCIND Revenue	21,144	40,000	40,000	40,000	-
13.709.331.3315009.33.00.33150	FEMA Hurricane Ian Reimburseme	2,341,981	-	-	-	-

		2024-2025 Actual	2025-2026 Budget	2025-2026 Expected	2026-2027 Proposed Budget	+/- Budget
13.710.334.3345009.33.00.33450	State PA Hurricane Ian Reimbur	111,014	-	-	-	-
13.714.331.3315100.33.00.33150	FEMA Hurricane Helen Reimburse	8,728	-	-	-	-
Intergovernmental Revenue Totals:		**20,708,452**	**57,890,266**	**57,890,266**	**5,385,179**	**(52,505,087)**
10.000.361.3611000.36.00.36110	Interest	82,864	60,000	60,000	44,000	(16,000)
14.000.361.3611000.36.00.36110	Interest	1,095,390	1,000,000	750,000	555,000	(445,000)
16.000.361.3611100.36.00.36111	Park Interest	93,528	80,000	60,000	44,000	(36,000)
18.000.361.3611000.36.00.36110	Interest	146,018	60,000	60,000	44,000	(16,000)
19.210.361.3611000.36.00.36110	Interest	94,424	30,000	25,000	20,000	(10,000)
Miscellaneous Revenues Totals:		**1,512,224**	**1,230,000**	**955,000**	**707,000**	**(523,000)**
13.705.381.3810001.38.00.38101	Transfer from General Fund	45,884	-	-	-	-
13.708.381.3810001.38.00.38101	WCIND-Trans In General Fund	21,144	40,000	40,000	40,000	-
13.714.381.3810001.38.00.38101	Transfer from General Fund	30,458	-	-	-	-
13.715.381.3810001.38.00.38101	Transfer from General Fund	682,993	-	-	-	-
Other Sources Totals:		**780,479**	**40,000**	**40,000**	**40,000**	**-**
Revenue & Other Sources Totals:		**34,518,367**	**73,382,566**	**71,615,866**	**17,629,779**	**(55,752,787)**
13.708.521.5213436.52.34.52134	Pub Safety-Law Enforcement	42,288	80,000	80,000	80,000	-
13.709.525.5253109.52.31.52531	Hurricane Ian Misc Professiona	43,840	-	-	-	-
13.709.525.5253130.52.31.52531	Hurrican Ian Management Costs	11,470	-	-	-	-
13.709.525.5253409.52.34.52534	Hurricane Ian Misc Contractual	14,805	-	-	-	-
13.714.525.5253109.52.31.52531	Hurricane Helene Misc Prof Exp	3,500	-	-	-	-
13.714.525.5253130.52.31.52531	Hurricane Helene Mgmt Costs	26,958	-	-	-	-
13.714.525.5253459.52.34.52534	Hurricane Helene Debris Haulng	4,484	-	-	-	-
13.714.525.5253489.52.34.52534	Hurr Helene Debris Monitor Exp	4,244	-	-	-	-
13.715.525.5251200.52.12.52512	Hurricane Milton Regular Wages	120,591	-	-	-	-
13.715.525.5252100.52.21.52521	Hurricane Milton FICA Taxes	8,170	-	-	-	-
13.715.525.5253109.52.31.52531	Hurricane Milton Misc Prof Exp	24,026	-	-	-	-
13.715.525.5253130.52.31.52531	Hurricane Milton Mgmt Costs	27,945	-	-	-	-
13.715.525.5253409.52.34.52534	Hurr Milton Misc Contract Exp	1,564	-	-	-	-
13.715.525.5253459.52.34.52534	Hurricane Milton Debris Haulng	387,266	-	-	-	-
13.715.525.5253489.52.34.52534	Hurr Milton Debris Monitor Exp	107,610	-	-	-	-
13.715.525.5255209.52.52.52552	FEMA Hurricane Helene Op Exp	5,820	-	-	-	-
19.210.524.5243400.52.34.52434	Contractual Services	2,921,685	3,026,000	3,026,000	3,122,000	96,000

		2024-2025 Actual	2025-2026 Budget	2025-2026 Expected	2026-2027 Proposed Budget	+/- Budget
19.210.524.5243426.52.34.52434	Software Maintenance & Consult	25,387	50,000	50,000	55,000	5,000
19.210.524.5243428.52.34.52434	Sunshine State One	851	1,000	1,000	1,000	-
19.210.524.5243429.52.34.52434	Cental Locating Services	25,547	25,000	25,000	25,000	-
Public Safety Totals:		**3,808,052**	**3,182,000**	**3,182,000**	**3,283,000**	**101,000**
18.250.538.5383400.53.34.53834	Stormwater Expenditures	27,038	11,990	11,990	11,990	-
18.250.538.5383453.53.34.53834	Imperial River Fld SW Mon Sftw	20,000	30,000	30,000	29,310	(690)
18.250.538.5383469.53.34.53834	Bill and Coll Costs-Stromwater	94,603	95,000	95,000	96,000	1,000
18.250.538.5383470.53.34.53834	Drainage Maintenance	228,233	355,000	355,000	355,000	-
18.250.538.5383486.53.34.53834	Wet Ponds Arroyal-Kentucky	31,816	58,000	58,000	-	(58,000)
18.250.538.5383488.53.34.53834	Stormwater Ponds Maintenance	-	210,240	210,240	268,240	58,000
18.250.538.5384300.53.43.53843	Utility Service	489	2,810	2,810	2,500	(310)
Physical Environment Totals:		**402,179**	**763,040**	**763,040**	**763,040**	**-**
10.950.541.5413471.54.34.54134	Railroad Maintenance	24,471	31,000	31,000	31,000	-
10.950.541.5413473.54.34.54134	Traffic Signal Maintenance	104,411	90,750	90,750	103,880	13,130
10.950.541.5413474.54.34.54134	Roadway Maintenance	390,616	350,000	350,000	350,000	-
10.950.541.5413477.54.34.54134	Signage Maintenance	34,538	40,000	40,000	26,870	(13,130)
10.951.541.5413474.54.34.54134	Roadway Maint Rev Sharing	111,633	110,000	110,000	110,000	-
10.951.541.5413475.54.34.54134	Sidewalk Maintenance	16,200	80,000	80,000	76,935	(3,065)
10.951.541.5413476.54.34.54134	Bikepath Maintenance	-	15,000	15,000	8,860	(6,140)
10.951.541.5413484.54.34.54134	ROW/Drain Survey & Title Verif	6,825	15,000	15,000	25,000	10,000
10.951.544.5443431.54.34.54434	Lee Tran Bus Service	612,909	617,710	617,710	617,710	-
Transportation Totals:		**1,301,603**	**1,349,460**	**1,349,460**	**1,350,255**	**795**
10.999.581.5810030.58.91.58130	Transfer out Capital Projects	1,283,239	2,137,456	3,087,768	500,000	(1,637,456)
13.705.581.5810001.58.91.58101	FL-Trans Out General Fund	25,328	-	-	-	-
13.705.581.5810130.58.91.58101	FL-Transfer out to Lakes of Sa	1,056,853	380,647	380,647	-	(380,647)
13.705.581.5810230.58.91.58102	FL-Transfer out to Sun Village	355,765	2,118,485	2,118,485	-	(2,118,485)
13.705.581.5810430.58.91.58104	FL Transfer out to Spring Cree	5,400,000	-	-	-	-
13.705.581.5810530.58.91.58105	FL-Trans out to S Bonita Bch I	4,495,500	-	-	-	-
13.705.581.5810630.58.91.58106	FLDEP-Transfer out to Pine Ave	-	400,000	400,000	-	(400,000)
13.705.581.5810730.58.91.58107	FDEP Acq/demo HMGP HomeBuy Out	895,543	3,388,812	3,388,812	-	(3,388,812)
13.705.581.5810830.58.91.58108	FDOT-Trans out to LAP E Terry	-	-	-	2,813,179	2,813,179
13.705.581.5811030.58.91.58110	FDEP - Trans out to Beach Reno	-	2,500,000	2,500,000	-	(2,500,000)
13.705.581.5811130.58.91.58111	FDEP TO to Rosemary	-	1,400,000	1,400,000	-	(1,400,000)

		2024-2025 Actual	2025-2026 Budget	2025-2026 Expected	2026-2027 Proposed Budget	+/- Budget
13.707.581.5810130.58.91.58101	CDBG-Transfer out to E. Terry	1,048,154	17,319,859	17,319,859	-	(17,319,859)
13.707.581.5810230.58.91.58102	FDEO Trsf out IBE Infrst	2,305,751	8,281,002	8,281,002	-	(8,281,002)
13.707.581.5810330.58.91.58103	CDBG-Trans Out Prk Master Plan	226,756	299,128	299,128	-	(299,128)
13.707.581.5810430.58.91.58104	CDBG-Trans Out Mobility Plan	19,886	520,114	520,114	-	(520,114)
13.707.581.5810530.58.91.58130	CDBG-Trans Out-Multi-Use	-	-		300,000	300,000
13.707.581.5810830.58.91.58108	CDBG-Transfer out to Rosemary	328,655	-	-	-	-
13.707.581.5811030.58.91.58110	CDBG-Trans Out Penn Ave Corr	781	20,999,219	20,999,219	-	(20,999,219)
13.707.581.5811330.58.91.58130	CDBG-Transfer to Rosemary Dr	-	-		2,000,000	2,000,000
13.709.581.5810001.58.91.58101	FEMA - Trans Out General Fund	2,271,866	-	-	-	-
13.710.581.5810001.58.91.58101	State PA-Transfer out to GenFd	111,014	-	-	-	-
14.999.581.5810030.58.91.58130	Transfer out Capital Projects	1,317,061	29,850,116	33,223,029	5,105,488	(24,744,628)
16.999.581.5810030.58.91.58130	Transfer out Capital Projects	186,580	4,947,586	4,347,586	-	(4,947,586)
17.999.581.5810021.58.91.58121	Transfer out Downtown Debt	1,073,644	1,075,380	1,075,380	1,071,500	(3,880)
18.999.581.5810030.58.91.58130	Transfer out Capital Projects	4,200,000	1,032,720	2,533,880	700,000	(332,720)
19.999.581.5810030.58.91.58130	Transfer out Capital Projects	48,802	593,993	593,993	-	(593,993)
Other Uses/Transfers Out Totals:		**26,651,180**	**97,244,517**	**102,468,902**	**12,490,167**	**(84,754,350)**
Expenditures & Other Uses Totals:		**32,163,014**	**102,539,017**	**107,763,402**	**17,886,462**	**(84,652,555)**
Special Revenue Fund Totals:		**2,355,353**	**(29,156,451)**	**(36,147,536)**	**(256,683)**	**28,899,768**

		2024-2025 Actual	2025-2026 Budget	2025-2026 Expected	2026-2027 Proposed Budget	+/- Budget
Gas Tax						
10.950.312.3124100.31.00.31241	Local Option Gas Tax-6 Cents	1,048,961	1,026,000	1,010,000	1,000,000	(26,000)
10.960.312.3124200.31.00.31242	Local Option Gas Tax-5 Cents	762,173	745,800	740,000	730,000	(15,800)
Taxes Totals:		**1,811,135**	**1,771,800**	**1,750,000**	**1,730,000**	**(41,800)**
10.951.335.3351200.33.00.33512	Revenue Sharing	269,546	243,000	243,000	232,000	(11,000)
Intergovernmental Revenue Totals:		**269,546**	**243,000**	**243,000**	**232,000**	**(11,000)**
10.000.361.3611000.36.00.36110	Interest	82,864	60,000	60,000	44,000	(16,000)
Miscellaneous Revenues Totals:		**82,864**	**60,000**	**60,000**	**44,000**	**(16,000)**
Revenue & Other Sources Totals:		**2,163,545**	**2,074,800**	**2,053,000**	**2,006,000**	**(68,800)**
10.950.541.5413471.54.34.54134	Railroad Maintenance	24,471	31,000	31,000	31,000	-
10.950.541.5413473.54.34.54134	Traffic Signal Maintenance	104,411	90,750	90,750	103,880	13,130
10.950.541.5413474.54.34.54134	Roadway Maintenance	390,616	350,000	350,000	350,000	-
10.950.541.5413477.54.34.54134	Signage Maintenance	34,538	40,000	40,000	26,870	(13,130)
10.951.541.5413474.54.34.54134	Roadway Maint Rev Sharing	111,633	110,000	110,000	110,000	-
10.951.541.5413475.54.34.54134	Sidewalk Maintenance	16,200	80,000	80,000	76,935	(3,065)
10.951.541.5413476.54.34.54134	Bikepath Maintenance	-	15,000	15,000	8,860	(6,140)
10.951.541.5413484.54.34.54134	ROW/Drain Survey & Title Verif	6,825	15,000	15,000	25,000	10,000
10.951.544.5443431.54.34.54434	Lee Tran Bus Service	612,909	617,710	617,710	617,710	-
Transportation Totals:		**1,301,603**	**1,349,460**	**1,349,460**	**1,350,255**	**795**
10.999.581.5810030.58.91.58130	Transfer out Capital Projects	1,283,239	2,137,456	3,087,768	500,000	(1,637,456)
Other Uses/Transfers Out Totals:		**1,283,239**	**2,137,456**	**3,087,768**	**500,000**	**(1,637,456)**
Expenditures & Other Uses Totals:		**2,584,842**	**3,486,916**	**4,437,228**	**1,850,255**	**(1,636,661)**
Gas Tax Totals:		**(421,297)**	**(1,412,116)**	**(2,384,228)**	**155,745**	**1,567,861**

Legal Authorization

The 6-cents fuel tax, and the additional 5-cents fuel tax, pursuant to Florida Statutes §336.025, were levied by an ordinance adopted by a majority vote of the County's governing body. The proceeds of the fuel tax are distributed to the municipalities located within Lee County based upon an interlocal agreement.

Major Assumptions

Florida Statute §336.025 allows for the distribution of the Local Option Gas Tax whether through an interlocal agreement or by transportation methodology outlined in the Statutes. The County and Cities entered into an interlocal agreement, which distributes 4.53% to the City of Bonita Springs. Revenue estimates and allocations are provided by the State.

Fee Schedule

All taxes imposed schedules are established by Florida Statutes.

Revenue Trends

Gas Tax Fund	Actual 2023-2024	Actual 2024-2025	Budget 2025-2026	Expected 2025-2026	Budget 2026-2027
Local Option Gas Tax 6 Cents	$1,043,004	$1,048,961	$1,026,000	$1,010,000	$1,000,000
Local Option Gas Tax 5 Cents	753,805	762,173	745,800	740,000	730,000
	$1,796,809	$1,811,134	$1,771,800	$1,750,000	$1,730,000

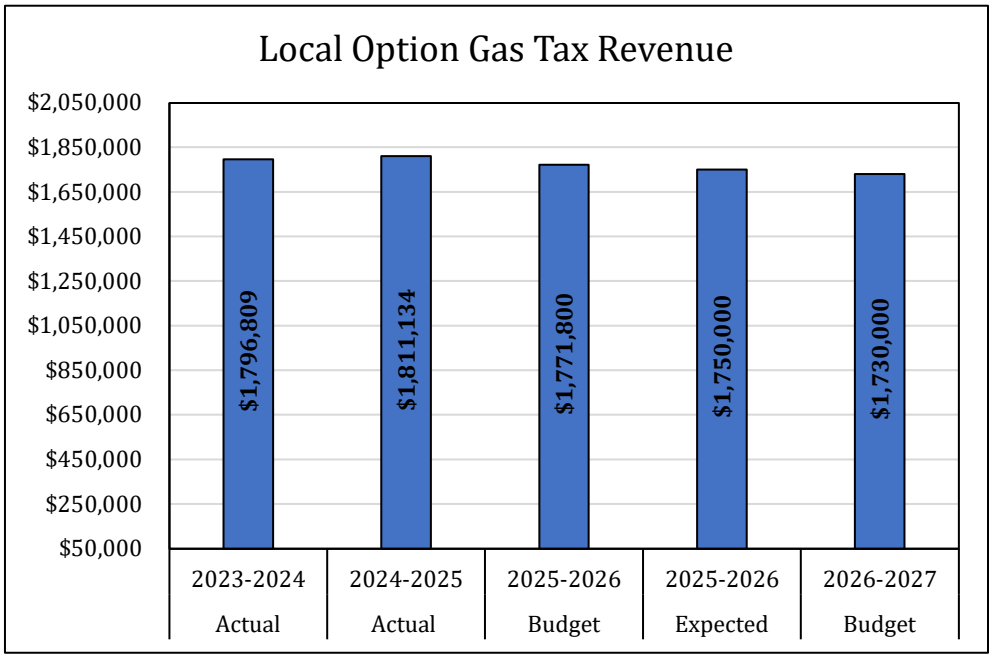

Legal Authorization

State Fuel Taxes are levied pursuant to Florida Statute §206.41 with the County Local Option Gas Tax levied pursuant to Florida Statute §336.025. This revenue category is comprised of the 8 cent fuel tax collected and distributed by the State.

Major Assumptions

Revenue estimates and allocations are provided by the State.

Fee Schedule

Revenue Sharing is received monthly based upon an apportionment formula.

Revenue Trends

Gas Tax Fund	Actual 2023-2024	Actual 2024-2025	Budget 2025-2026	Expected 2025-2026	Budget 2026-2027
State Shared Revenues-Fuel Tax 8 cent	$248,493	$269,546	$243,000	$243,000	$232,000

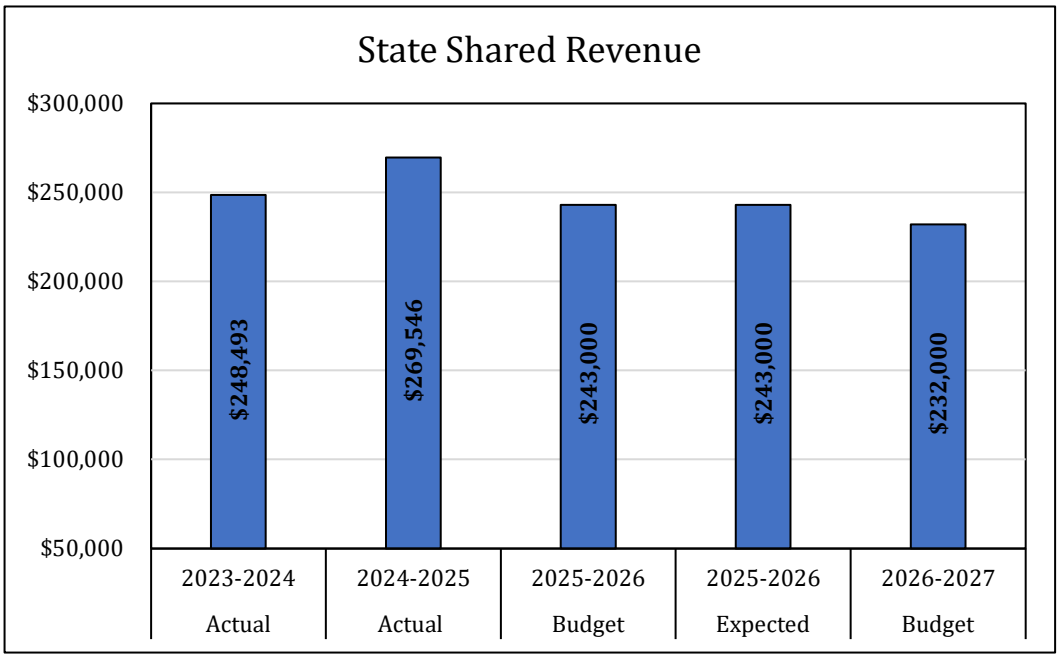

		2024-2025 Actual	2025-2026 Budget	2025-2026 Expected	2026-2027 Proposed Budget	+/- Budget
Grant Fund						
13.705.334.3343501.33.00.33435	FLDEP Lakes of San Souci Sewer	1,056,853	380,647	380,647	-	(380,647)
13.705.334.3343502.33.00.33435	FLDEP Sun Village Sewer	355,765	2,118,485	2,118,485	-	(2,118,485)
13.705.334.3343951.33.00.33439	FLDEP Pine Lake Preserve	25,328	-	-	-	-
13.705.334.3344908.33.00.33449	FDOT LAP E. Terry	-	-	-	2,813,179	2,813,179
13.705.334.3345003.33.00.33450	FLDEM HMGP Acquisition-Demo Gr	-	3,388,812	3,388,812	-	(3,388,812)
13.705.334.3345004.33.00.33450	Legislative Appropriation Spri	5,400,000	-	-	-	-
13.705.334.3345005.33.00.33450	FLDEP S Bonita Bch Ian Recover	4,495,500	-	-	-	-
13.705.334.3345007.33.00.33450	Acqu/demo HMGP Home Buy Out	895,543	-	-	-	-
13.705.334.3345010.33.00.33450	FDEP Beach Renourishment	-	2,500,000	2,500,000	-	(2,500,000)
13.705.334.3345011.33.00.33450	FDEP Rosemary	-	1,400,000	1,400,000	-	(1,400,000)
13.705.334.3345200.33.00.33452	FLDEM-Spring Crk Flood Improv	(475)	-	-	-	-
13.705.334.3347006.33.00.33470	State Grant Culture & Rec	-	400,000	400,000	-	(400,000)
13.707.331.3315001.33.00.33150	CDBG-MIT-E. Terry Path Revenue	2,325,189	17,319,859	17,319,859	-	(17,319,859)
13.707.331.3315005.33.00.33150	CDBG-Multi-Use Pathways	-	-	-	300,000	300,000
13.707.331.3315008.33.00.33150	CDBG-Rosemary Dr Multi-Use Pat	405,329	-	-	-	-
13.707.331.3315012.33.00.33150	CDBG-MIT Infrastructure	2,749,582	8,281,002	8,281,002	-	(8,281,002)
13.707.331.3315013.33.00.33150	CDBG-Rosemary Dr	-	-	-	2,000,000	2,000,000
13.707.331.3317003.33.00.33170	CDBG Park Master Plan Revenue	226,756	299,128	299,128	-	(299,128)
13.707.331.3317004.33.00.33170	CDBG Mobility Plan Revenue	19,886	520,114	520,114	-	(520,114)
13.707.331.3317010.33.00.33170	CDBG-Penn Ave Corr DrngOp Impv	781	20,999,219	20,999,219	-	(20,999,219)
13.708.337.3372000.33.00.33720	WCIND Revenue	21,144	40,000	40,000	40,000	-
13.709.331.3315009.33.00.33150	FEMA Hurricane Ian Reimburseme	2,341,981	-	-	-	-
13.710.334.3345009.33.00.33450	State PA Hurricane Ian Reimbur	111,014	-	-	-	-
13.714.331.3315100.33.00.33150	FEMA Hurricane Helen Reimburse	8,728	-	-	-	-
Intergovernmental Revenue Totals:		**20,438,906**	**57,647,266**	**57,647,266**	**5,153,179**	**(52,494,087)**
13.705.381.3810001.38.00.38101	Transfer from General Fund	45,884	-	-	-	-
13.708.381.3810001.38.00.38101	WCIND-Trans In General Fund	21,144	40,000	40,000	40,000	-
13.714.381.3810001.38.00.38101	Transfer from General Fund	30,458	-	-	-	-
13.715.381.3810001.38.00.38101	Transfer from General Fund	682,993	-	-	-	-
Other Sources Totals:		**780,479**	**40,000**	**40,000**	**40,000**	**-**
Revenue & Other Sources Totals:		**21,219,384**	**57,687,266**	**57,687,266**	**5,193,179**	**(52,494,087)**
13.708.521.5213436.52.34.52134	Pub Safety-Law Enforcement	42,288	80,000	80,000	80,000	-

		2024-2025 Actual	2025-2026 Budget	2025-2026 Expected	2026-2027 Proposed Budget	+/- Budget
13.709.525.5253109.52.31.52531	Hurricane Ian Misc Professiona	43,840	-	-	-	-
13.709.525.5253130.52.31.52531	Hurrican Ian Management Costs	11,470	-	-	-	-
13.709.525.5253409.52.34.52534	Hurricane Ian Misc Contractual	14,805	-	-	-	-
13.714.525.5253109.52.31.52531	Hurricane Helene Misc Prof Exp	3,500	-	-	-	-
13.714.525.5253130.52.31.52531	Hurricane Helene Mgmt Costs	26,958	-	-	-	-
13.714.525.5253459.52.34.52534	Hurricane Helene Debris Haulng	4,484	-	-	-	-
13.714.525.5253489.52.34.52534	Hurr Helene Debris Monitor Exp	4,244	-	-	-	-
13.715.525.5251200.52.12.52512	Hurricane Milton Regular Wages	120,591	-	-	-	-
13.715.525.5252100.52.21.52521	Hurricane Milton FICA Taxes	8,170	-	-	-	-
13.715.525.5253109.52.31.52531	Hurricane Milton Misc Prof Exp	24,026	-	-	-	-
13.715.525.5253130.52.31.52531	Hurricane Milton Mgmt Costs	27,945	-	-	-	-
13.715.525.5253409.52.34.52534	Hurr Milton Misc Contract Exp	1,564	-	-	-	-
13.715.525.5253459.52.34.52534	Hurricane Milton Debris Haulng	387,266	-	-	-	-
13.715.525.5253489.52.34.52534	Hurr Milton Debris Monitor Exp	107,610	-	-	-	-
13.715.525.5255209.52.52.52552	FEMA Hurricane Helene Op Exp	5,820	-	-	-	-
Public Safety Totals:		**834,581**	**80,000**	**80,000**	**80,000**	**-**
13.705.581.5810001.58.91.58101	FL-Trans Out General Fund	25,328	-	-	-	-
13.705.581.5810130.58.91.58101	FL-Transfer out to Lakes of Sa	1,056,853	380,647	380,647	-	(380,647)
13.705.581.5810230.58.91.58102	FL-Transfer out to Sun Village	355,765	2,118,485	2,118,485	-	(2,118,485)
13.705.581.5810430.58.91.58104	FL Transfer out to Spring Cree	5,400,000	-	-	-	-
13.705.581.5810530.58.91.58105	FL-Trans out to S Bonita Bch I	4,495,500	-	-	-	-
13.705.581.5810630.58.91.58106	FLDEP-Transfer out to Pine Ave	-	400,000	400,000	-	(400,000)
13.705.581.5810730.58.91.58107	FDEP Acq/demo HMGP HomeBuy Out	895,543	3,388,812	3,388,812	-	(3,388,812)
13.705.581.5810830.58.91.58108	FDOT-Trans out to LAP E Terry	-	-	-	2,813,179	2,813,179
13.705.581.5811030.58.91.58110	FDEP - Trans out to Beach Reno	-	2,500,000	2,500,000	-	(2,500,000)
13.705.581.5811130.58.91.58111	FDEP TO to Rosemary	-	1,400,000	1,400,000	-	(1,400,000)
13.707.581.5810130.58.91.58101	CDBG-Transfer out to E. Terry	1,048,154	17,319,859	17,319,859	-	(17,319,859)
13.707.581.5810230.58.91.58102	FDEO Trsf out IBE Infrst	2,305,751	8,281,002	8,281,002	-	(8,281,002)
13.707.581.5810330.58.91.58103	CDBG-Trans Out Prk Master Plan	226,756	299,128	299,128	-	(299,128)
13.707.581.5810430.58.91.58104	CDBG-Trans Out Mobility Plan	19,886	520,114	520,114	-	(520,114)
13.707.581.5810530.58.91.58130	CDBG-Trans Out-Multi-Use	-	-		300,000	300,000
13.707.581.5810830.58.91.58108	CDBG-Transfer out to Rosemary	328,655	-	-	-	-
13.707.581.5811030.58.91.58110	CDBG-Trans Out Penn Ave Corr	781	20,999,219	20,999,219	-	(20,999,219)
13.707.581.5811330.58.91.58130	CDBG-Transfer to Rosemary Dr	-	-		2,000,000	2,000,000
13.709.581.5810001.58.91.58101	FEMA - Trans Out General Fund	2,271,866	-	-	-	-

		2024-2025 Actual	2025-2026 Budget	2025-2026 Expected	2026-2027 Proposed Budget	+/- Budget
13.710.581.5810001.58.91.58101	State PA-Transfer out to GenFd	111,014	-	-	-	-
Other Uses/Transfers Out Totals:		**18,541,853**	**57,607,266**	**57,607,266**	**5,113,179**	**(52,494,087)**
Expenditures & Other Uses Totals:		**19,376,435**	**57,687,266**	**57,687,266**	**5,193,179**	**(52,494,087)**
Grant Fund Totals:		**1,842,950**	**-**	**-**	**-**	**-**

		2024-2025 Actual	2025-2026 Budget	2025-2026 Expected	2026-2027 Proposed Budget	+/- Budget
Road Impact Fees						
14.000.324.3243100.32.00.32431	Rd Impact Fee-Residential	4,076,160	7,100,000	4,470,000	3,460,000	(3,640,000)
14.000.324.3243200.32.00.32432	Rd Impact Fees-Commercial	523,921	400,000	900,000	610,000	210,000
Permits, Fees & Special Asses Totals:		**4,600,081**	**7,500,000**	**5,370,000**	**4,070,000**	**(3,430,000)**
14.000.361.3611000.36.00.36110	Interest	1,095,390	1,000,000	750,000	555,000	(445,000)
Miscellaneous Revenues Totals:		**1,095,390**	**1,000,000**	**750,000**	**555,000**	**(445,000)**
Revenue & Other Sources Totals:		**5,695,472**	**8,500,000**	**6,120,000**	**4,625,000**	**(3,875,000)**
14.999.581.5810030.58.91.58130	Transfer out Capital Projects	1,317,061	29,850,116	33,223,029	5,105,488	(24,744,628)
Other Uses/Transfers Out Totals:		**1,317,061**	**29,850,116**	**33,223,029**	**5,105,488**	**(24,744,628)**
Expenditures & Other Uses Totals:		**1,317,061**	**29,850,116**	**33,223,029**	**5,105,488**	**(24,744,628)**
Road Impact Fees Totals:		**4,378,410**	**(21,350,116)**	**(27,103,029)**	**(480,488)**	**20,869,628**

		2024-2025 Actual	2025-2026 Budget	2025-2026 Expected	2026-2027 Proposed Budget	+/- Budget
Park Impact Fees						
16.000.324.3246300.32.00.32463	Park Impact Fees-Resid	290,146	420,000	390,100	330,000	(90,000)
16.000.324.3246400.32.00.32464	Park Impact Fees-Commercial	11,226	-	-	-	-
Permits, Fees & Special Asses Totals:		**301,372**	**420,000**	**390,100**	**330,000**	**(90,000)**
16.000.361.3611100.36.00.36111	Park Interest	93,528	80,000	60,000	44,000	(36,000)
Miscellaneous Revenues Totals:		**93,528**	**80,000**	**60,000**	**44,000**	**(36,000)**
Revenue & Other Sources Totals:		**394,900**	**500,000**	**450,100**	**374,000**	**(126,000)**
16.999.581.5810030.58.91.58130	Transfer out Capital Projects	186,580	4,947,586	4,347,586	-	(4,947,586)
Other Uses/Transfers Out Totals:		**186,580**	**4,947,586**	**4,347,586**	**-**	**(4,947,586)**
Expenditures & Other Uses Totals:		**186,580**	**4,947,586**	**4,347,586**	**-**	**(4,947,586)**
Park Impact Fees Totals:		**208,320**	**(4,447,586)**	**(3,897,486)**	**374,000**	**4,821,586**

Legal Authorization

Florida Statutes §163.31801 provides the authority for the City of Bonita Springs to adopt Impact Fees as a home rule revenue source. Ordinance 2018-10 and 2018-07 imposes impact fees as outined in the provisions of the Land Development Code, Chapter 2, Article VI.

Major Assumptions

The budget was prepared utilizing information reflected in the growth model projections which provided data regarding future development within the City.

Fee Schedule

Contained in City of Bonita Springs Development Code, Chapter 2, Article VI.

Revenue Trends

Road/Park Impact Fee Funds	Actual 2023-2024	Actual 2024-2025	Budget 2025-2026	Expected 2025-2026	Budget 2026-2027
Road Impact Fees-Residential	$ 9,649,637	$ 4,076,160	$ 7,100,000	$ 4,470,000	$ 3,460,000
Road Impact Fees-Commerical	1,651,979	523,921	400,000	900,000	610,000
Park Impact Fees	683,682	290,146	420,000	390,100	330,000
	$11,985,298	$ 4,890,227	$ 7,920,000	$ 5,760,100	$ 4,400,000

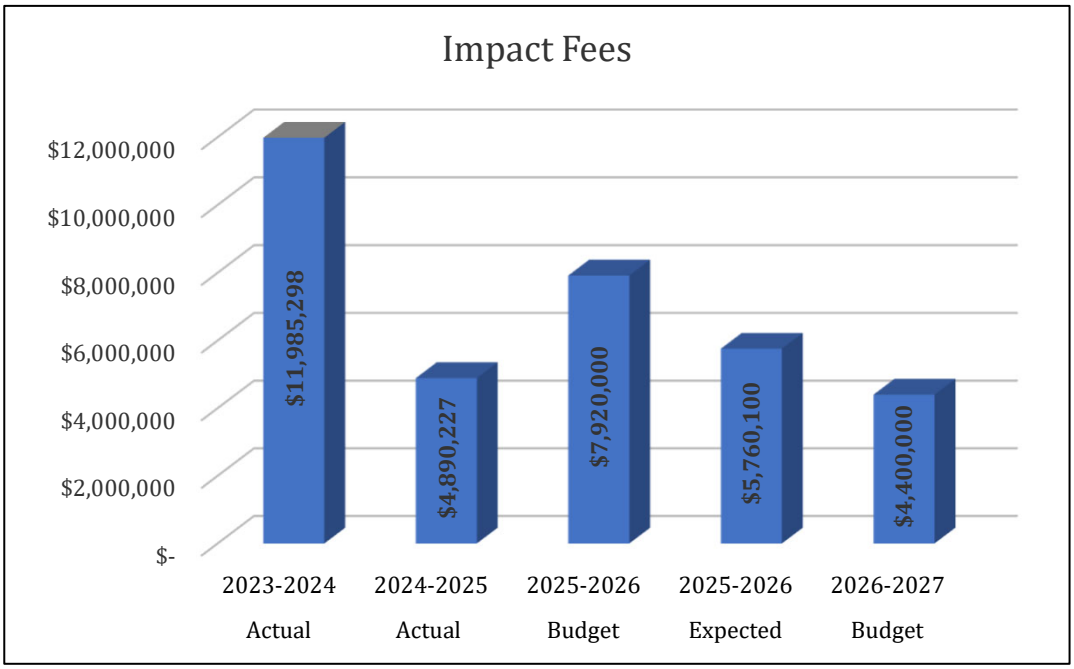

		2024-2025 Actual	2025-2026 Budget	2025-2026 Expected	2026-2027 Proposed Budget	+/- Budget
Downtown Revenue Sharing						
17.000.311.3110000.31.00.31100	Ad Valorem Taxes	845,800	850,500	850,500	907,600	57,100
Taxes Totals:		**845,800**	**850,500**	**850,500**	**907,600**	**57,100**
Revenue & Other Sources Totals:		**845,800**	**850,500**	**850,500**	**907,600**	**57,100**
17.999.581.5810021.58.91.58121	Transfer out Downtown Debt	1,073,644	1,075,380	1,075,380	1,071,500	(3,880)
Other Uses/Transfers Out Totals:		**1,073,644**	**1,075,380**	**1,075,380**	**1,071,500**	**(3,880)**
Expenditures & Other Uses Totals:		**1,073,644**	**1,075,380**	**1,075,380**	**1,071,500**	**(3,880)**
Downtown Revenue Sharing Totals:		**(227,844)**	**(224,880)**	**(224,880)**	**(163,900)**	**60,980**

		2024-2025 Actual	2025-2026 Budget	2025-2026 Expected	2026-2027 Proposed Budget	+/- Budget
Stormwater Fees						
18.000.325.3252000.32.00.32520	Stormwater Assessment Fee	1,630,844	1,680,000	1,680,000	1,680,000	-
Permits, Fees & Special Asses Totals:		**1,630,844**	**1,680,000**	**1,680,000**	**1,680,000**	**-**
18.000.361.3611000.36.00.36110	Interest	146,018	60,000	60,000	44,000	(16,000)
Miscellaneous Revenues Totals:		**146,018**	**60,000**	**60,000**	**44,000**	**(16,000)**
Revenue & Other Sources Totals:		**1,776,862**	**1,740,000**	**1,740,000**	**1,724,000**	**(16,000)**
18.250.538.5383400.53.34.53834	Stormwater Expenditures	27,038	11,990	11,990	11,990	-
18.250.538.5383453.53.34.53834	Imperial River Fld SW Mon Sftw	20,000	30,000	30,000	29,310	(690)
18.250.538.5383469.53.34.53834	Bill and Coll Costs-Stromwater	94,603	95,000	95,000	96,000	1,000
18.250.538.5383470.53.34.53834	Drainage Maintenance	228,233	355,000	355,000	355,000	-
18.250.538.5383486.53.34.53834	Wet Ponds Arroyal-Kentucky	31,816	58,000	58,000	-	(58,000)
18.250.538.5383488.53.34.53834	Stormwater Ponds Maintenance	-	210,240	210,240	268,240	58,000
18.250.538.5384300.53.43.53843	Utility Service	489	2,810	2,810	2,500	(310)
Physical Environment Totals:		**402,179**	**763,040**	**763,040**	**763,040**	**-**
18.999.581.5810030.58.91.58130	Transfer out Capital Projects	4,200,000	1,032,720	2,533,880	700,000	(332,720)
Other Uses/Transfers Out Totals:		**4,200,000**	**1,032,720**	**2,533,880**	**700,000**	**(332,720)**
Expenditures & Other Uses Totals:		**4,602,179**	**1,795,760**	**3,296,920**	**1,463,040**	**(332,720)**
Stormwater Fees Totals:		**(2,825,317)**	**(55,760)**	**(1,556,920)**	**260,960**	**316,720**

		2024-2025 Actual	2025-2026 Budget	2025-2026 Expected	2026-2027 Proposed Budget	+/- Budget
Building Fees						
19.210.322.3220000.32.00.32200	Building Permits	2,327,980	2,000,000	2,690,000	2,780,000	780,000
Permits, Fees & Special Asses Totals:		**2,327,980**	**2,000,000**	**2,690,000**	**2,780,000**	**780,000**
19.210.361.3611000.36.00.36110	Interest	94,424	30,000	25,000	20,000	(10,000)
Miscellaneous Revenues Totals:		**94,424**	**30,000**	**25,000**	**20,000**	**(10,000)**
Revenue & Other Sources Totals:		**2,422,404**	**2,030,000**	**2,715,000**	**2,800,000**	**770,000**
19.210.524.5243400.52.34.52434	Contractual Services	2,921,685	3,026,000	3,026,000	3,122,000	96,000
19.210.524.5243426.52.34.52434	Software Maintenance & Consult	25,387	50,000	50,000	55,000	5,000
19.210.524.5243428.52.34.52434	Sunshine State One	851	1,000	1,000	1,000	-
19.210.524.5243429.52.34.52434	Cental Locating Services	25,547	25,000	25,000	25,000	-
Public Safety Totals:		**2,973,470**	**3,102,000**	**3,102,000**	**3,203,000**	**101,000**
19.999.581.5810030.58.91.58130	Transfer out Capital Projects	48,802	593,993	593,993	-	(593,993)
Other Uses/Transfers Out Totals:		**48,802**	**593,993**	**593,993**	**-**	**(593,993)**
Expenditures & Other Uses Totals:		**3,022,273**	**3,695,993**	**3,695,993**	**3,203,000**	**(492,993)**
Building Fees Totals:		**(599,869)**	**(1,665,993)**	**(980,993)**	**(403,000)**	**1,262,993**

City of Bonita Springs, Florida
Fiscal Year 2026-2027
Building Permit Fees

Legal Authorization

Florida Statutes § 163.31801 authorizes the City to impose building permit fees which are regulartory fees adopted pursuant to a local government's police powers in the exercise of a sovereign function.

Major Assumptions

The budget was prepared utilizing information reflected in the growth model projections which provided data regarding future development within the City.

Fee Schedule

Contained in City Resolutions.

Revenue Trends

Building Fee Fund	Actual 2023-2024	Actual 2024-2025	Budget 2025-2026	Expected 2025-2026	Budget 2026-2027
Buiding Permit Fees	$2,446,099	$2,327,980	$2,000,000	$2,690,000	$2,780,000

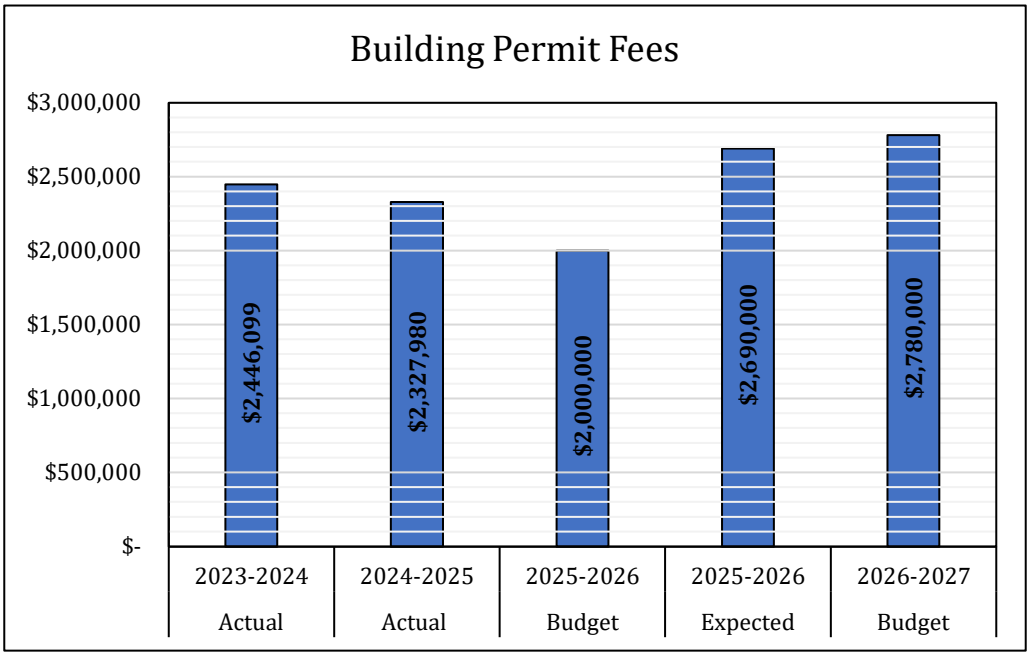

Page Intentionally Left Blank

City of Bonita Springs, Florida
Fiscal Year 2026-2027
Debt Service Funds Budget Summary

	Local Government Emergency Bridge Loan *Report in the Disaster Debt Fund*	Downtown Redevelopment Loan *Report in the 2014 Debt Fund*	Land Acquisition Loan *Report in the 2020 Debt Fund*	Total Debt Service Funds
Prior Year Surplus/ Beginning Fund Balance	$ 2,000,000	$ -	$ -	$ 2,000,000
Revenues				
Investment Earnings	-	-	-	-
Total Revenues	-	-	-	-
Other Financing Sources				
Transfer from General Fund	-	-	461,500	461,500
Transfer from Downtown Area Revenue Sharing	-	1,071,500	-	1,071,500
Total Other Financing Sources	-	1,071,500	461,500	1,533,000
Total Sources of Funds	**$ 2,000,000**	**$ 1,071,500**	**$ 461,500**	**$ 3,533,000**
Expenditures				
Principal Payments	$ -	$ 995,000	$ 370,000	$ 1,365,000
Interest Expenditures	-	76,500	91,500	168,000
Line of Credit Cost	-	-	-	-
Total Expenditures	-	1,071,500	461,500	1,533,000
Other Financing Uses				
Total Other Financing Uses	-	-	-	-
Total Expenditures & Other Financing Uses	-	1,071,500	461,500	1,533,000
Change in Fund Balance	-	-	-	-
Fund Balance				
Reserved for:				
Disaster Reserves	2,000,000	-	-	2,000,000
Total Fund Balance	2,000,000	-	-	2,000,000
Total Use of Funds	**$ 2,000,000**	**$ 1,071,500**	**$ 461,500**	**$ 3,533,000**

2014 Debt Fund contains the Downtown Redevelopment Loan which was issued for the purpose of capital improvements to the Bonita Springs downtown area. The loan is collateralized by the Half Cent Sales Tax Revenues. The original borrowing totaled $13,000,000 and the interest rate is 2.96%. Debt service is funded from the Downtown Area Revenue Sharing Special Revenue Fund. The City has entered into a Revenue Sharing Agreement with Lee County who has agreed to contribute Ad Valorem taxes totaling 85% of the growth amount from the 2012 base year of a designated area within the Downtown. Lee County's participation in the Downtown Redevelopment constructions costs are estimated at $9,638,738. With the growth in taxable values it is anticipated that Lee County will complete the payments to the City in fiscal year 2023-2024. This loan matures on February 1, 2029.

The debt to maturity schedule for the total loan is show below.

Fiscal Year	Principal	Interest	Total Payment
2026-2027	995,000	76,300	$ 1,071,300
2027-2028	1,025,000	46,400	1,071,400
2028-2029	1,055,000	15,620	1,070,620
	$ 3,075,000	**$ 138,320**	**$ 3,213,320**

2020 Debt Fund contains the Land Acquisition Loan which was issued for the purpose of acquiring 248 acres of land. The loan is collateralized by any legally available non-ad valorem or other revenue. The original borrowing totaled $5,060,000 and the interest Rate is 2.49%. Debt service has typically been funded from the General Fund. This loan matures on August 1, 2035.

The debt to maturity schedule for the total loan is show below.

Fiscal Year	Principal	Interest	Total Payment
2026-2027	370,000	91,390	$ 461,390
2027-2028	380,000	82,170	462,170
2028-2029	390,000	72,710	462,710
2029-2030	395,000	63,000	458,000
2030-2031	405,000	53,170	458,170
2031-2032	415,000	43,080	458,080
2032-2033	425,000	32,750	457,750
2033-2034	440,000	22,170	462,170
2034-2035	450,000	11,210	461,210
	$ 3,670,000	**$ 471,650**	**$ 4,141,650**

Disaster Debt Fund contains the Local Government Emergency Bridge Loan which was issued for the purpose of governmental operations. The loan is collateralized by any legally available non-ad valorem revenue. The original borrowing totaled $2,000,000 and no interest will accrue for the term of the loan through the maturity date. Debt service has typically been funded from the General Fund. This loan matures on October 1, 2033.

The debt to maturity schedule for the total loan is show below.

Fiscal Year	Principal	Interest	Total Payment
2033-2034	2,000,000	-	$ 2,000,000
	$ 2,000,000	**$ -**	**$ 2,000,000**
Total Outstanding Debt	**$ 8,745,000**	**$ 609,970**	**$ 9,354,970**

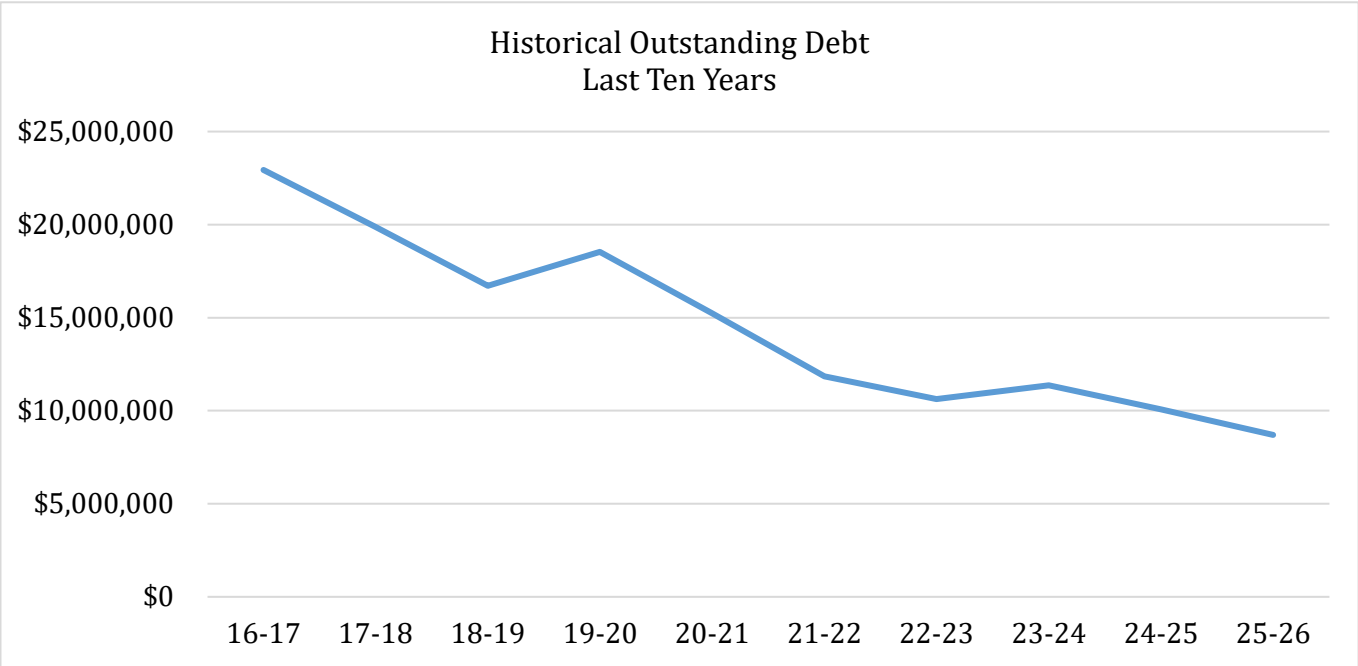
Historical Outstanding Debt
Last Ten Years
$25,000,000
$20,000,000
$15,000,000
$10,000,000
$5,000,000
$0
16-17
17-18
18-19
19-20
20-21
21-22
22-23
23-24
24-25
25-26

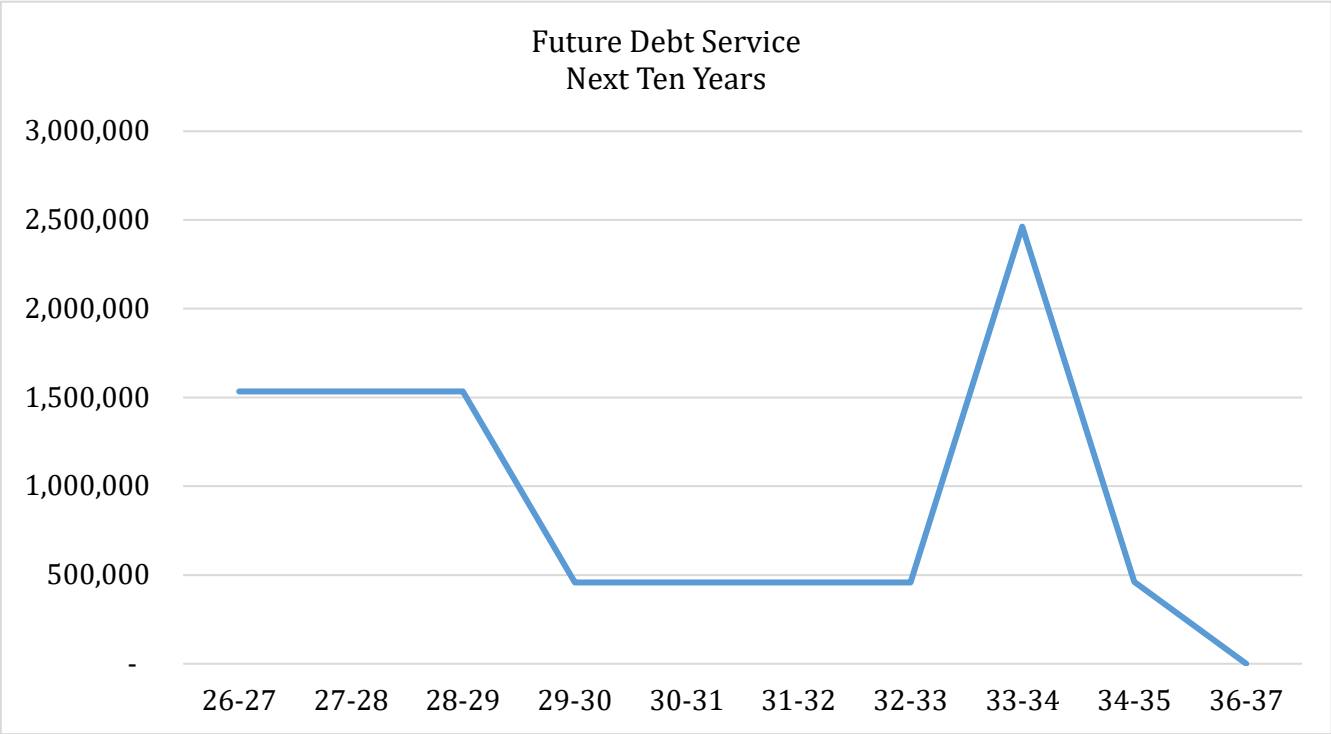
Future Debt Service
Next Ten Years
3,000,000
2,500,000
2,000,000
1,500,000
1,000,000
500,000
-
26-27
27-28
28-29
29-30
30-31
31-32
32-33
33-34
34-35
36-37

Debt Service Funds Comparative Budget Summary
2026-2027

Draft September 23, 2026

		2024-2025 Actual	2025-2026 Budget	2025-2026 Expected	2026-2027 Proposed Budget	+/- Budget
21.999.381.3810017.38.00.38117	Transfer In Dt Area Rev SharE	1,073,644	1,075,380	1,075,380	1,071,500	(3,880)
22.999.381.3810001.38.00.38101	Transfer in from General Fund	497,597	485,350	485,350	461,500	(23,850)
Other Sources Totals:		**1,571,241**	**1,560,730**	**1,560,730**	**1,533,000**	**(27,730)**
Revenue & Other Sources Totals:		**1,571,241**	**1,560,730**	**1,560,730**	**1,533,000**	**(27,730)**
21.000.517.5177100.51.71.51771	Principal	940,000	970,000	970,000	995,000	25,000
21.000.517.5177200.51.72.51772	Interest	133,644	105,380	105,380	76,500	(28,880)
22.000.517.5177100.51.71.51771	Principal	350,000	360,000	360,000	370,000	10,000
22.000.517.5177200.51.72.51772	Interest	109,062	100,350	100,350	91,500	(8,850)
22.000.517.5177300.51.73.51773	Other Debt Service Costs	38,535	25,000	25,000	-	(25,000)
General Government Totals:		**1,571,241**	**1,560,730**	**1,560,730**	**1,533,000**	**(27,730)**
Expenditures & Other Uses Totals:		**1,571,241**	**1,560,730**	**1,560,730**	**1,533,000**	**(27,730)**
Debt Fund Totals:		**-**	**-**	**-**	**-**	**-**

		2024-2025 Actual	2025-2026 Budget	2025-2026 Expected	2026-2027 Proposed Budget	+/- Budget
Debt Service Downtown						
21.999.381.3810017.38.00.38117	Transfer In Dt Area Rev SharE	1,073,644	1,075,380	1,075,380	1,071,500	(3,880)
Other Sources Totals:		**1,073,644**	**1,075,380**	**1,075,380**	**1,071,500**	**(3,880)**
Revenue & Other Sources Totals:		**1,073,644**	**1,075,380**	**1,075,380**	**1,071,500**	**(3,880)**
21.000.517.5177100.51.71.51771	Principal	940,000	970,000	970,000	995,000	25,000
21.000.517.5177200.51.72.51772	Interest	133,644	105,380	105,380	76,500	(28,880)
General Government Totals:		**1,073,644**	**1,075,380**	**1,075,380**	**1,071,500**	**(3,880)**
Expenditures & Other Uses Totals:		**1,073,644**	**1,075,380**	**1,075,380**	**1,071,500**	**(3,880)**
Debt Service Downtown Totals:		**-**	**-**	**-**	**-**	**-**

		2024-2025 Actual	2025-2026 Budget	2025-2026 Expected	2026-2027 Proposed Budget	+/- Budget
Debt Service Capital Projects						
22.999.381.3810001.38.00.38101	Transfer in from General Fund	497,597	485,350	485,350	461,500	(23,850)
Other Sources Totals:		**497,597**	**485,350**	**485,350**	**461,500**	**(23,850)**
Revenue & Other Sources Totals:		**497,597**	**485,350**	**485,350**	**461,500**	**(23,850)**
22.000.517.5177100.51.71.51771	Principal	350,000	360,000	360,000	370,000	10,000
22.000.517.5177200.51.72.51772	Interest	109,062	100,350	100,350	91,500	(8,850)
22.000.517.5177300.51.73.51773	Other Debt Service Costs	38,535	25,000	25,000	-	(25,000)
General Government Totals:		**497,597**	**485,350**	**485,350**	**461,500**	**(23,850)**
Expenditures & Other Uses Totals:		**497,597**	**485,350**	**485,350**	**461,500**	**(23,850)**
Debt Service Capital Projects Totals:		**-**	**-**	**-**	**-**	**-**

Capital Project Expenditures by Function

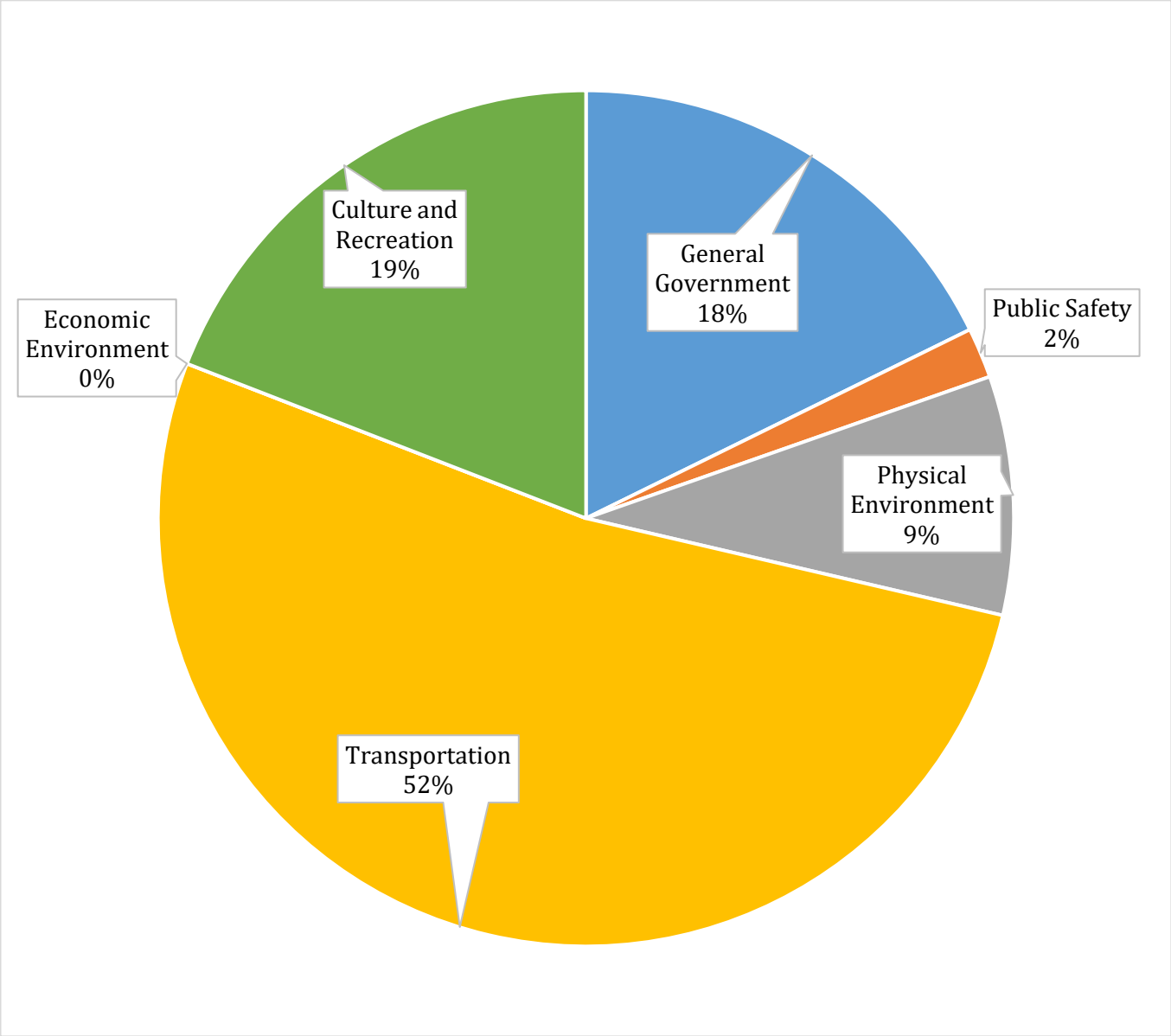

	Proposed Budget 2026-2027
General Government	$ 3,740,000
Public Safety	400,000
Physical Environment	1,900,000
Transportation	11,018,667
Economic Environment	-
Culture and Recreation	4,030,000
	$ 21,088,667

Capital Project Expenditures by Strategic Priority

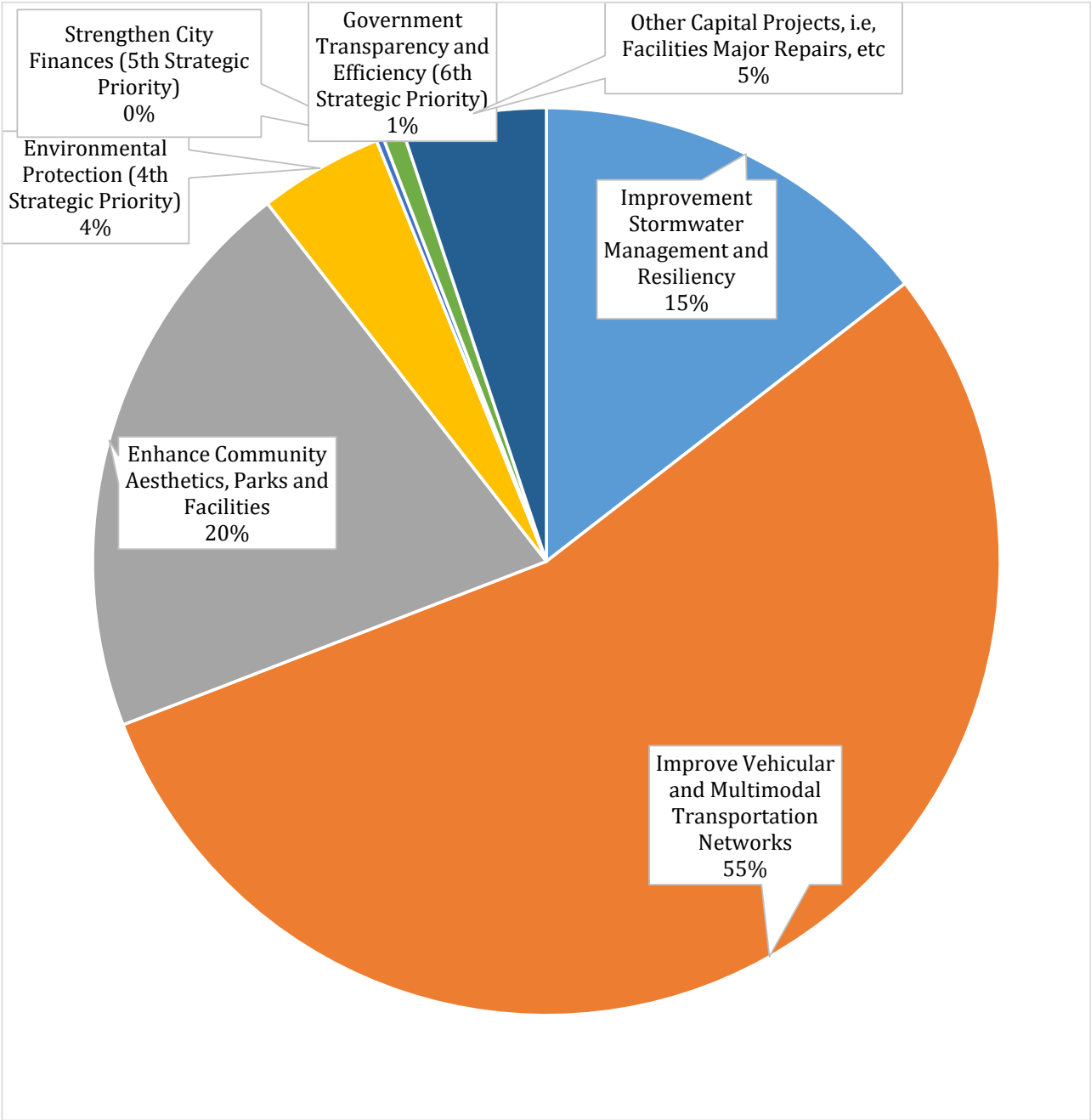

	Budgeted Capital Carryover as of 9/30/26	Budget 2026-2027	Total Projected Amended Budget 2026-2027
Improvement Stormwater Management and Resiliency (1st Strategic Priority)	$ 22,412,625	$ 700,000	$ 23,112,625
Improve Vehicular and Multimodal Transportation Networks (2nd Strategic Priority)	76,368,180	10,718,667	87,086,847
Enhance Community Aesthetics, Parks and Facilities (3rd Strategic Priority)	25,427,635	6,980,000	32,407,635
Environmental Protection (4th Strategic Priority)	5,852,458	1,200,000	7,052,458
Strengthen City Finances (5th Strategic Priority)	-	400,000	400,000
Government Transparency and Efficiency (6th Strategic Priority)	1,166,165	-	1,166,165
Other Capital Projects, i.e, Facilities Major Repairs, etc	7,077,272	1,090,000	8,167,272
	$ 138,304,335	**$ 21,088,667**	**$ 159,393,002**

		2024-2025 Actual	2025-2026 Budget	2025-2026 Expected	2026-2027 Proposed Budget	+/- Budget
30.000.366.3660000.36.00.36600	Contributions	706,309	2,867,625	2,867,625	-	(2,867,625)
30.893.366.3660001.36.00.36600	Capital Assessment-Wonder Gard	44,286	-	-	-	-
Miscellaneous Revenues Totals:		**750,595**	**2,867,625**	**2,867,625**	**-**	**(2,867,625)**
30.999.381.3810001.38.00.38101	Transfer in from General Fund	10,069,492	45,856,239	40,631,854	9,670,000	(36,186,239)
30.999.381.3810010.38.00.38110	Transfer in from Gas Tax	1,283,239	2,137,456	3,087,768	500,000	(1,637,456)
30.999.381.3810013.38.00.38113	Transfer in from Grant Fund	16,133,644	57,607,266	57,607,266	5,113,179	(52,494,087)
30.999.381.3810014.38.00.38114	Transfer in From Rd Imp Fee	1,317,061	29,850,116	33,223,029	5,105,488	(24,744,628)
30.999.381.3810016.38.00.38116	Transfer in from Prk Imp	186,580	4,947,586	4,347,586	-	(4,947,586)
30.999.381.3810018.38.00.38118	Transfer in from Stormwater Fd	4,200,000	1,032,720	2,533,880	700,000	(332,720)
30.999.381.3810019.38.00.38119	Transfer in from Bldg Fee Fund	48,802	593,993	593,993	-	(593,993)
Other Sources Totals:		**33,238,819**	**142,025,376**	**142,025,376**	**21,088,667**	**(120,936,709)**
Revenue & Other Sources Totals:		**33,989,415**	**144,893,001**	**144,893,001**	**21,088,667**	**(123,804,334)**
30.270.519.5196200.51.62.51962	Goodbread Grocery	-	498,097	498,097	-	(498,097)
30.270.519.5196300.51.63.51963	Highway Monument along I-75	88,470	3,215,325	3,215,325	1,500,000	(1,715,325)
30.270.519.5196301.51.63.51963	Urban Design	-	508,689	508,689	150,000	(358,689)
30.270.519.5196302.51.63.51963	Flagpole along I-75	-	90,000	90,000	-	(90,000)
30.270.519.5196365.51.63.51963	BB Rd/Imp Pkwy Gateway Feature	-	1,038,000	1,038,000	1,500,000	462,000
30.270.519.5196401.51.64.51964	Vehicle Replacement Reserve	142,213	90,000	90,000	90,000	-
30.402.513.5136400.51.64.51364	Cameras - City Hall Chambers	-	1,663	1,663	-	(1,663)
30.402.519.5196200.51.62.51962	City Hall & Liles Hotel Elvtrs	26,023	-	-	-	-
30.430.513.5136400.51.64.51364	CD Bldg Permits Tech Enhance	48,802	593,993	593,993	-	(593,993)
30.430.513.5136401.51.64.51364	Technology Equip Replacet Rsrv	28,608	349,469	349,469	-	(349,469)
30.430.519.5196200.51.62.51962	City Facilities Major Repairs	242,603	1,502,248	1,502,248	-	(1,502,248)
30.430.519.5196400.51.64.51964	City Facilities Security Upgr	-	209,578	209,578	500,000	290,422
General Government Totals:		**576,720**	**8,097,062**	**8,097,062**	**3,740,000**	**(4,357,062)**
30.000.525.5254901.52.49.52549	Disaster Reserve Allocation	-	400,000	400,000	400,000	-
Public Safety Totals:		**-**	**400,000**	**400,000**	**400,000**	**-**
30.250.535.5356301.53.63.53563	Lakes of San Souci Sewer Proje	2,113,705	2,264,721	2,264,721	-	(2,264,721)
30.250.535.5356302.53.63.53563	Sun Village Sewer Project	711,530	5,263,352	5,263,352	-	(5,263,352)
30.250.537.5376105.53.61.53761	Environmentally Sensitive Land	-	600,000	600,000	-	(600,000)

		2024-2025 Actual	2025-2026 Budget	2025-2026 Expected	2026-2027 Proposed Budget	+/- Budget
30.250.537.5376305.53.63.53763	S, Bonita Beach Ian Restoratio	4,498,550	2,500,000	2,500,000	1,000,000	(1,500,000)
30.250.538.5386109.53.61.53861	Trans to Acqu/Demo HMGPBuy Out	990,390	3,768,234	3,768,234	-	(3,768,234)
30.250.538.5386110.53.61.53861	Quinn/Downs/Dean Buyout	1,151,698	-	-	-	-
30.250.538.5386215.53.62.53862	Equipment Storage Facility	-	500,000	500,000	-	(500,000)
30.250.538.5386366.53.63.53863	Stormwater Masterplan Update	-	350,000	350,000	450,000	100,000
30.250.538.5386367.53.63.53863	Imperial Harbor Strmwtr Master	-	150,000	150,000	250,000	100,000
30.250.538.5386802.53.68.53868	Spring Creek Spot Dredge	-	327,586	327,586	-	(327,586)
30.250.538.5386809.53.68.53868	Flood Imp-Sprg Ck BS Golf CR	13,879,571	4,258,145	4,258,145	-	(4,258,145)
30.250.538.5386810.53.68.53868	Quinn/Downs/Dean Drainage	2,306,273	8,281,002	8,281,002	-	(8,281,002)
30.250.538.5386811.53.68.53868	Felts Ave Bio-Reactor Phase II	135,145	914,613	914,613	-	(914,613)
30.430.539.5396354.53.63.53963	Technology Infrastructure Plan	-	250,000	250,000	-	(250,000)
30.611.537.5376000.53.60.53760	Beach Renourishment Ord12-05	1,306,082	200,000	200,000	200,000	-
Physical Environment Totals:		**27,092,945**	**29,627,653**	**29,627,653**	**1,900,000**	**(27,727,653)**
30.250.541.5413100.54.31.54131	Mobility Plan	19,886	520,114	520,114	-	(520,114)
30.250.541.5416300.54.63.54163	Minor Road & Drainage Improve	272,734	383,593	383,593	250,000	(133,593)
30.250.541.5416308.54.63.54163	Asphalt Overlays	842,504	482,496	482,496	125,000	(357,496)
30.250.541.5416310.54.63.54163	FDOT Pond on Arroyal Rd	-	87,168	87,168	-	(87,168)
30.250.541.5416311.54.63.54163	Penn Ave Corr Drainage/Op Impr	781	20,999,219	20,999,219	1,000,000	(19,999,219)
30.250.541.5416317.54.63.54163	Bonita Bch Rd/US 41 Quadrant	12,275	11,371,340	11,371,340	1,045,693	(10,325,647)
30.250.541.5416318.54.63.54163	BB Rd Vision Implementation	-	884,511	884,511	-	(884,511)
30.250.541.5416319.54.63.54163	Roadway Restriping	86,607	552,485	552,485	100,000	(452,485)
30.250.541.5416320.54.63.54163	Multi-Use Pathways & Sidewalks	-	-	-	300,000	300,000
30.250.541.5416323.54.63.54163	W. Terry St. Multi-Use Pathway	557,384	565,170	565,170	-	(565,170)
30.250.541.5416324.54.63.54163	Sun Trail	5,000	4,978,662	4,978,662	-	(4,978,662)
30.250.541.5416327.54.63.54163	Goodwin St Sidewalks/Drainage	184,208	6,745,534	6,745,534	400,000	(6,345,534)
30.250.541.5416328.54.63.54163	Decorative Streetlights to LED	14,260	-	-	-	-
30.250.541.5416331.54.63.54163	Pine Ave Multi-Use Pathway	6,300	1,386,780	1,386,780	-	(1,386,780)
30.250.541.5416337.54.63.54163	Dean St Sidewalks/Infras	-	141,843	141,843	-	(141,843)
30.250.541.5416338.54.63.54163	W Terry St South Side Sidewalk	200,431	1,176,324	1,176,324	-	(1,176,324)
30.250.541.5416339.54.63.54163	Pelican Landing/Old 41/US41 In	105,823	700,177	700,177	-	(700,177)
30.250.541.5416342.54.63.54163	Traffic Calming	-	150,000	150,000	-	(150,000)
30.250.541.5416343.54.63.54163	Bridge Maintenance	-	85,218	85,218	25,000	(60,218)
30.250.541.5416346.54.63.54163	Old 41&Strike Ln Inters Improv	554,337	52,221	52,221	-	(52,221)
30.250.541.5416347.54.63.54163	Old41 & BB Rd Intersect & Quad	76,476	2,942,643	2,942,643	-	(2,942,643)
30.250.541.5416348.54.63.54163	Rosemary Drive	372,343	4,830,520	4,830,520	2,257,521	(2,572,999)

		2024-2025 Actual	2025-2026 Budget	2025-2026 Expected	2026-2027 Proposed Budget	+/- Budget
30.250.541.5416358.54.63.54163	Paradise Road Bike Ped Improve	102,157	1,661,518	1,661,518	1,422,274	(239,244)
30.250.541.5416364.54.63.54163	E Terry St Multi-Use Pathway	1,048,154	17,589,859	17,589,859	3,793,179	(13,796,680)
30.270.541.5416322.54.63.54163	US 41 Bridge Beautification	-	214,000	214,000	300,000	86,000
30.270.545.5456355.54.63.54563	Parking Garage Feasibility	-	50,000	50,000	-	(50,000)
Transportation Totals:		**4,461,660**	**78,551,395**	**78,551,395**	**11,018,667**	**(67,532,728)**
30.431.559.5596368.55.63.55963	Security Measures for Events	-	25,000	25,000	-	(25,000)
Economic Environment Totals:		**-**	**25,000**	**25,000**	**-**	**(25,000)**
30.430.572.5726210.57.62.57262	Emergency Response Facility	43,984	5,665,476	5,665,476	500,000	(5,165,476)
30.430.572.5726220.57.62.57262	Rec Center Major Renovations	-	439,020	439,020	2,400,000	1,960,980
30.430.575.5756001.57.60.57560	WG Facilities & Grounds Repair	45,630	79,370	79,370	50,000	(29,370)
30.430.575.5756014.57.60.57560	EGWG Cafe' Upgrades	-	99,684	99,684	-	(99,684)
30.601.572.5723100.57.31.57231	Park Master Plan Update	226,756	299,128	299,128	-	(299,128)
30.601.572.5726300.57.63.57263	City Wide Park Lighting-LED Co	-	1,029,327	1,029,327	-	(1,029,327)
30.601.572.5726301.57.63.57263	Acquisition of Public Art	5,250	282,750	282,750	30,000	(252,750)
30.602.572.5726000.57.60.57260	Recreation Center Improvements	-	485,000	485,000	-	(485,000)
30.603.572.5726001.57.60.57260	Community Park Playground Impr	18,075	-	-	-	-
30.603.572.5726015.57.60.57260	Baseball Complex Master Plan	-	1,386,570	1,386,570	-	(1,386,570)
30.603.572.5726350.57.63.57263	Comm Park Tennis Court Resurf	31,850	951,258	951,258	250,000	(701,258)
30.604.572.5726001.57.60.57260	Liles Hotel Fountain Improvmnt	-	350,000	350,000	-	(350,000)
30.604.572.5726002.57.60.57260	Community Aquatic Facility Exp	18,690	2,606,438	2,606,438	-	(2,606,438)
30.605.572.5726359.57.63.57263	Riverside Park Bandshell Reno	931,161	4,162,808	4,162,808	-	(4,162,808)
30.609.572.5726025.57.60.57260	Community Hall Site & Amenity	71,160	4,738,449	4,738,449	-	(4,738,449)
30.612.572.5726909.57.69.57269	Hickory Blvd N & Circle Landsc	6,035	714,138	714,138	-	(714,138)
30.613.572.5726032.57.60.57260	Soccer Complex Consession & Re	27,850	5,046	5,046	-	(5,046)
30.615.572.5726019.57.60.57260	Lile Hotel Roof Replace&Stucco	194,001	-	-	-	-
30.617.572.5726001.57.60.57260	Infrastructure	-	50,000	50,000	-	(50,000)
30.620.572.5726352.57.63.57263	Marni Fields Water & Sewer	-	421,421	421,421	-	(421,421)
30.621.572.5726007.57.60.57260	River Prk-US 41	-	36,500	36,500	-	(36,500)
30.628.572.5726300.57.63.57263	Leitner Creek Soccer Complex	193,361	4,389,508	4,389,508	800,000	(3,589,508)
Culture & Recreation Totals:		**1,813,803**	**28,191,891**	**28,191,891**	**4,030,000**	**(24,161,891)**
Expenditures & Other Uses Totals:		**33,945,128**	**144,893,001**	**144,893,001**	**21,088,667**	**(123,804,334)**

	2024-2025 Actual	2025-2026 Budget	2025-2026 Expected	2026-2027 Proposed Budget	+/- Budget
Capital Projects Totals:	**44,286**	**-**	**-**	**-**	**-**

CAPITAL IMPROVEMENT PLAN
Fiscal Year 2026-2027

Account	Project Description	Project Phase	Funding/ Revenue Source	Budgeted Capital Carryover Estimated as of 2/28/26	Fiscal Year 2026-2027	Fiscal Year 2027-2028	Fiscal Year 2028-2029	Fiscal Year 2029-2030	Fiscal Year 2030-2031	Fiscal Years 2031-2032 to 2035-2036	Total Ten Year Plan
IMPROVE STORM WATER MANAGEMENT & RESILIENCY (1st STRATEGIC PRIORITY)											
30.250.537.5376105.53.61.53761. 30.000.537.6105	Environmentally Sensitive Land Acquisitions	Planning	General Fund	-	-	-	100,000	100,000	100,000	1,100,000	1,400,000
			Stormwater Fee	600,000	-	-	-	-	-	-	600,000
			Project Total	**600,000**	**-**	**-**	**100,000**	**100,000**	**100,000**	**1,100,000**	**2,000,000**
30.250.538.5386109.53.61.53861. 30.250.538.6109	Acquisition/Demolition HMGP-Covid Home Buy Out	Design	General Fund	-	-	-	-	-	-	-	-
			Grant-PDM	3,380,565	-	-	-	-	-	-	3,380,565
			Stormwater Fee	379,422	-	-	-	-	-	-	379,422
			Project Total	**3,759,987**	**-**	**-**	**-**	**-**	**-**	**-**	**3,759,987**
30.250.538.5386215.53.62.53862. 30.250.538.6215	Equipment Storage Facility	Planning	General Fund	500,000	-	-	-	-	-	-	500,000
30.250.538.5386366.53.63.53863. 30.250.538.6366	Citywide Stormwater Masterplan Update	Planning	Stormwater Fee	350,000	450,000	-	-	-	-	-	**800,000**
30.250.538.5386367.53.63.53863. 30.250.538.6367	Imperial Harbor Stormwater Master Plan	Planning	Stormwater Fee	150,000	250,000	-	-	-	-	-	**400,000**
30.250.538.5386809.53.68.53868. 30.250.538.6809	Spring Creek/Bonita Springs Golf Course Flood Improvement	Construction	General Fund	-	-	-	-	-	-	-	-
			Stormwater Fee	265,893	-	-	-	-	-	-	265,893
			Project Total	**265,893**	**-**	**-**	**-**	**-**	**-**	**-**	**265,893**
30.250.538.5386810.53.68.53868. 30.250.538.6810	Quinn/Downs/Dean West of Imperial Drain Improvements	Construction	General Fund	-	-	-	-	-	-	-	-
			Grant-FDEO	8,264,180	-	-	-	-	-	-	8,264,180
			Project Total	**8,264,180**	**-**	**-**	**-**	**-**	**-**	**-**	**8,264,180**
30.250.538.5386811.53.68.53868. 30.250.538.6811	Bio-Reactor Phase II	Construction	General Fund	-	-	-	-	-	-	-	-
			Stormwater Fee	424,031	-	-	-	-	-	-	424,031
			Project Total	**424,031**	**-**	**-**	**-**	**-**	**-**	**-**	**424,031**
To be determined	Central Bonita Springs Neighborhood Home Elevation-FEMA Hazard Mitigation Grant Program (HMGP)	Planning	Homeowners 25% match	2,024,634	-	-	-	-	-	-	2,024,634
			Grant-HMGP FEMA 75%	6,073,900	-	-	-	-	-	-	6,073,900
			Project Total	**8,098,534**	**-**	**-**	**-**	**-**	**-**	**-**	**8,098,534**
To be determined	Imperial Shores Neighborhood Home Elevation-FEMA Hazard Mitigation Grant Program (HMGP)	Planning	Homeowners 25% match	-	-	382,853	-	-	-	-	382,853
			Grant-HMGP FEMA 75%	-	-	1,148,561	-	-	-	-	1,148,561
			Project Total	**-**	**-**	**1,531,414**	**-**	**-**	**-**	**-**	**1,531,414**
Total Improvement Storm Water Management and Resiliency Strategic Priority				***$ 22,412,625***	***$ 700,000***	***$ 1,531,414***	***$ 100,000***	***$ 100,000***	***$ 100,000***	***$ 1,100,000***	***$ 26,044,039***

CAPITAL IMPROVEMENT PLAN
Fiscal Year 2026-2027

Account	Project Description	Project Phase	Funding/ Revenue Source	Budgeted Capital Carryover Estimated as of 2/28/26	Fiscal Year 2026-2027	Fiscal Year 2027-2028	Fiscal Year 2028-2029	Fiscal Year 2029-2030	Fiscal Year 2030-2031	Fiscal Years 2031-2032 to 2035-2036	Total Ten Year Plan
IMPROVE VEHICULAR & MULTIMODAL TRANSPORTATION NETWORKS (2nd STRATEGIC PRIORITY)											
Bonita Beach Road Visioning and Quadrant:											
30.250.541.5416317.54.63.54163. 30.250.541.6317	Bonita Bch Rd/US 41 Quadrant	Design	General Fund	4,867	-	-	-	-	-	-	4,867
			Park Impact Fee	-	-	-	-	-	-	-	-
			Road Impact Fee	11,353,242	1,045,693	1,045,693	1,045,693	2,834,327	1,017,164	1,017,163	19,358,975
			Project Total	**11,358,109**	**1,045,693**	**1,045,693**	**1,045,693**	**2,834,327**	**1,017,164**	**1,017,163**	**19,363,842**
30.250.541.5416318.54.63.54163. 30.250.541.6318	Bonita Bch Rd Vision Implementation	Planning	General Fund	-	-	-	250,000	250,000	250,000	1,000,000	**1,750,000**
30.250.541.5416339.54.63.54163. 30.250.541.6339	Pelican Landing/Old41/US41 Intersection Improvements	Design	General Fund	-	-	-	-	-	-	-	-
			Gas Tax	340,389							340,389
			Road Impact Fee	340,388							340,388
			Project Total	**680,777**	**-**	**-**	**-**	**-**	**-**	**-**	**680,777**
	Total Bonita Beach Road Visioning and Quadrant			***12,038,886***	***1,045,693***	***1,045,693***	***1,295,693***	***3,084,327***	***1,267,164***	***2,017,163***	***21,794,619***
Sidewalks and Multi-Use Pathways:											
30.250.541.5416320.54.63.54163. 30.250.541.6320	Multi-Use Pathways & Sidewalks	Planning	General Fund	-		-		-			
			Grant - CDBG	-	300,000	300,000	300,000	300,000	300,000	1,500,000	3,000,000
			Project Total	**-**	**300,000**	**300,000**	**300,000**	**300,000**	**300,000**	**2,500,000**	**4,000,000**
										1,000,000	1,000,000
30.250.541.5416323.54.63.54163. 30.250.541.6323	W. Terry St. Multi-Use Pathway	Complete	Gas Tax	565,170	-	-	-	-	-	-	565,170
			Project Total	**565,170**	**-**	**-**	**-**	**-**	**-**	**-**	**565,170**
30.250.541.5416324.54.63.54163. 30.250.541.6324	Sun Trail (Rails to Trails)	Planning	Park Impact Fee	-	-	-	-	-	-	-	-
			Road Impact Fee	4,978,662	-	-	-	-	-	-	4,978,662
			Project Total	**4,978,662**	**-**	**-**	**-**	**-**	**-**	**-**	**4,978,662**
30.250.541.5416327.54.63.54163. 30.250.541.6327	Goodwin Street Sidewalk & Drainage	Design	Gas Tax	-	-	-	-	-	-	-	-
			General Fund	-	-	-	-	-	-	-	-
			Road Impact Fee	6,719,802	400,000	400,000	500,000	-	-	-	8,019,802
			Project Total	**6,719,802**	**400,000**	**400,000**	**500,000**	**-**	**-**	**-**	**8,019,802**
30.250.541.5416300.54.63.54163. 30.250.541.6300	Minor Road, Sidewalk & Drainage Improvements	Recurring	General Fund	80,906							80,906
			Gas Tax	252,261	250,000	250,000	250,000	250,000	250,000	2,000,000	3,502,261
			Project Total	**333,167**	**250,000**	**250,000**	**250,000**	**250,000**	**250,000**	**2,000,000**	**3,583,167**

CAPITAL IMPROVEMENT PLAN
Fiscal Year 2026-2027

Account	Project Description	Project Phase	Funding/ Revenue Source	Budgeted Capital Carryover Estimated as of 2/28/26	Fiscal Year 2026-2027	Fiscal Year 2027-2028	Fiscal Year 2028-2029	Fiscal Year 2029-2030	Fiscal Year 2030-2031	Fiscal Years 2031-2032 to 2035-2036	Total Ten Year Plan
30.250.541.5416331.54.63.54163. 30.250.541.6331	Pine Ave. Multi-use Pathway	Design	General Fund	-	-	-	-	-	-	-	-
			Road Impact Fee	986,780	-	-	-	-	-	-	986,780
			Grant-CDBG-705-0630	385,240	-	-	-	-	-	-	385,240
			Project Total	**1,372,020**	**-**	-	-	-	-	-	**1,372,020**
30.250.541.5416337.54.63.54163. 30.250.541.6337	Dean Street Path & Sidewalk	Planning	General Fund	141,843	-	-	-	-	-	-	141,843
			Road Impact Fee	-	-	-	-	-	-	5,000,000	5,000,000
			Project Total	**141,843**	**-**	**-**	**-**	**-**	**-**	**5,000,000**	**5,141,843**
30.250.541.5416338.54.63.54163. 30.250.541.6338	W. Terry Street South Sidewalk	Design	Road Impact Fee	1,128,963	-	500,000	760,000	1,800,000	1,100,000	-	5,288,963
			Park Impact Fee	-	-	-	-	-	-	-	-
			Project Total	**1,128,963**	**-**	**500,000**	**760,000**	**1,800,000**	**1,100,000**	**-**	**5,288,963**
30.250.541.5416346.54.63.54163. 30.250.541.6346	Old 41 & Strike Lane Intersection Improvements	Complete	General Fund	-	-	-	-	-	-	-	-
			Road Impact Fee	52,221	-	-	-	-	-	-	52,221
			Project Total	**52,221**	**-**	**-**	**-**	**-**	**-**	**-**	**52,221**
30.250.541.5416347.54.63.54163. 30.250.541.6347	Old 41 & BB Rd Intersection & Quadrant	Planning	Road Impact Fee	2,941,443	-	-	-	-	-	10,000,000	**12,941,443**
30.250.541.5416348.54.63.54163. 30.250.541.6348	Rosemary Drive Stormwater Drainage & Pedestrian Safety Improvements	Construction	General Fund	-	-	-	-	-	-	-	-
			Gas Tax	600,228	-	-	-	-	-	-	600,228
			Road Impact Fee	2,824,457	257,521	-	-	-	-	-	3,081,978
			Grant - CDBG 707-0830	-	2,000,000	-	-	-	-	-	2,000,000
			Grant - FDEP 705 - 1130	1,400,000	-	-	-	-	-	-	1,400,000
			Project Total	**4,824,685**	**2,257,521**	**-**	**-**	**-**	**-**	**-**	**7,082,206**
30.250.541.5416364.54.63.54163. 30.250.541.6364	E. Terry Street Multi-use Pathway	Design	General Fund	270,000	-	-	600,000	500,000	100,000	10,000,000	11,470,000
			Road Impact Fee	-	980,000	1,050,000	-	-	-	-	2,030,000
			Grant-FDOT LAP	-	2,813,179	-	-	-	-	-	2,813,179
			Grant - CDBG 707-0130	17,285,679	-	-	-	-	-	-	17,285,679
			Project Total	**17,555,679**	**3,793,179**	**1,050,000**	**600,000**	**500,000**	**100,000**	**10,000,000**	**33,598,858**
	Total Sidewalks and Multi-Use Pathways			***$ 40,613,655***	***$ 7,000,700***	***$ 2,500,000***	***$ 2,410,000***	***$ 2,850,000***	***$ 1,750,000***	***$ 29,500,000***	***$ 86,624,355***

CAPITAL IMPROVEMENT PLAN
Fiscal Year 2026-2027

Account	Project Description	Project Phase	Funding/ Revenue Source	Budgeted Capital Carryover Estimated as of 2/28/26	Fiscal Year 2026-2027	Fiscal Year 2027-2028	Fiscal Year 2028-2029	Fiscal Year 2029-2030	Fiscal Year 2030-2031	Fiscal Years 2031-2032 to 2035-2036	Total Ten Year Plan
30.250.541.5416308.54.63.54163. 30.250.541.6308	Asphalt Overlays	Recurring	Gas Tax	439,252	125,000	125,000	125,000	125,000	125,000	625,000	**1,689,252**
30.250.541.5416311.54.63.54163. 30.250.541.6311	Pennsylvania Ave Corridor Drainage & Operational Improvements	Planning	Grant-CDBG-DR 707-1030	20,943,276	-	-	-	-	-	-	20,943,276
			Road Impact Fee	-	1,000,000	1,000,000	-	-	-	-	2,000,000
			Gas Tax	-	-	500,000	-	-	-	-	500,000
			Project Total	**20,943,276**	**1,000,000**	**1,500,000**	**-**	**-**	**-**	**-**	**23,443,276**
30.250.541.5416319.54.63.54163. 30.250.541.6319	Roadway Restriping	Recurring	Gas Tax	552,485	100,000	100,000	100,000	100,000	100,000	1,000,000	**2,052,485**
30.250.541.5416342.54.63.54163. 30.250.541.6342	Traffic Calming	Planning	Gas Tax	150,000	-	-	50,000	50,000	50,000	250,000	**550,000**
30.250.541.5416343.54.63.54163. 30.250.541.6343	Bridge Maintenance	Recurring	Gas Tax	85,218	25,000	25,000	25,000	25,000	50,000	400,000	**635,218**
30.250.541.5416357.54.63.54163. 30.250.541.6357	Old 41 Bike Ped Improvements	Planning	General Fund	-	-	-		-	-	10,000,000	10,000,000
			Grant-CDBG-DR	-	-	-	-	-	-	-	-
			Project Total	**-**	**-**	**-**	**-**	**-**	**-**	**10,000,000**	**10,000,000**
30.250.541.5416358.54.63.54163. 30.250.541.6358	Paradise Road Bike Ped Improvements	Design	Road Impact Fee	1,545,408	1,422,274	3,344,547	2,364,547	4,266,820	-	-	**12,943,596**
To Be Determined	Bonita Grand Drive Extension Phase II	Planning	General Fund	-	-	-	-	-	-	-	-
			Road Impact Fee	-	-	-	-	-	-	5,000,000	5,000,000
			Project Total	**-**	**-**	**-**	**-**	**-**	**-**	**5,000,000**	**5,000,000**
To be determined	Cochran Rd ROW Improvements	Planning	General Fund	-	-	-	-	-	-	100,000	**100,000**
Total Improve Vehicular & Multimodal Transportation Networks Strategic Priority				***$ 76,368,180***	***$ 10,718,667***	***$ 8,640,240***	***$ 6,370,240***	***$ 10,501,147***	***$ 3,342,164***	***$ 48,892,163***	***$ 164,832,801***
ENHANCE COMMUNITY AESTHETICS, PARKS & FACILITIES (3rd STRATEGIC PRIORITY)											
30.250.541.5416310.54.63.54163. 30.250.541.6310	FDOT Pond on Arroyal Rd	Planning	General Fund	87,168	-	-	-	-	-	-	**87,168**
30.250.541.5416906.54.69.54169. 30.250.541.6906	Median Landscape Enhancement	Planning	General Fund	-	-	-	-	-	-	1,000,000	**1,000,000**
30.270.519.5196300.51.63.51963. 30.270.519.4910	Highway Monuments/Welcome Signs	Planning	General Fund	3,303,795	1,500,000	1,500,000	-	-	-	10,000,000	**16,303,795**
30.270.519.5196301.51.63.51963. 30.270.519.4911	Urban Design	Planning	General Fund	508,689	150,000	-	-	-	-	5,000,000	**5,658,689**

CAPITAL IMPROVEMENT PLAN
Fiscal Year 2026-2027

Account	Project Description	Project Phase	Funding/ Revenue Source	Budgeted Capital Carryover Estimated as of 2/28/26	Fiscal Year 2026-2027	Fiscal Year 2027-2028	Fiscal Year 2028-2029	Fiscal Year 2029-2030	Fiscal Year 2030-2031	Fiscal Years 2031-2032 to 2035-2036	Total Ten Year Plan
30.270.519.5196302.51.63.51963. 30.270.519.4920	Flagpole along I-75	Planning	General Fund	90,000	-	-	-	-	-	-	**90,000**
30.270.519.5196365.51.63.51963. 30.270.519.6365	Bonita Bch Rd/Imperial Parkway Gateway Feature	Planning	General Fund	1,038,000	1,500,000	-	-	-	-	-	**2,538,000**
30.270.541.5416322.54.63.54163. 30.270.541.6322	Imperial River US 41 Bridge Beautification	Planning	General Fund	214,000	300,000	100,000	-	-	-	5,000,000	**5,614,000**
30.270.545.5456355.54.63.54563. 30.270.545.6355	Parking Garage Feasibility	Planning	General Fund	50,000	-	-	-	-	-	-	**50,000**
30.430.572.5726220.57.62.57262.	Recreation Center Major Renovations	Planning	General Fund	400,000	2,400,000	50,000	50,000	50,000	50,000	1,000,000	**4,000,000**
30.430.575.5756001.57.60.57560. 30.270.575.6001	Wonder Gardens Facilities & Grounds Major Repairs	Planning	General Fund	76,385	50,000	50,000	50,000	50,000	50,000	250,000	**576,385**
30.601.572.5726300.57.63.57263. 30.270.572.6360	City Wide Park Lighting Conversion LED	Design	General Fund	1,029,327	-	-	-	-	-	1,000,000	**2,029,327**
30.601.572.5726301.57.63.57263. 30.270.573.4928	Acquisition of Public Art	Planning	General Fund	250,250	30,000	-	-	-	-	-	**280,250**
30.603.572.5726015.57.60.57260. 30.603.572.6015	Baseball Complex Master Plan Phased Improvements	Construction	General Fund	1,371,900	-	-	-	-	-	1,500,000	**2,871,900**
30.603.572.5726350.57.63.57263. 30.603.572.6350	Community Park Improvements	Planning	General Fund	901,298	250,000	-	-	-	-	-	**1,151,298**
30.604.572.5726001.57.60.57260. 30.604.572.6001	Liles Hotel Fountain & Improvements	Construction	General Fund	-	-	-	-	-	-	2,000,000	**2,000,000**
30.604.572.5726002.57.60.57260. 31.604.572.6002	Community Aquatic Facility Expansion	Planning								-	
			General Fund	1,560,436	-	1,500,000	-	-	-	-	**3,060,436**
			Park Impact Fee	1,046,002	-	-	-	-	-	-	**1,046,002**
			Grant Funding	-	-	17,000,000	-	-	-	-	**17,000,000**
			Project Total	**2,606,438**	**-**	**18,500,000**	**-**	**-**	**-**	**-**	**21,106,438**
30.605.572.5726351.57.63.57263. 30.605.572.6351	Depot Park Expansion & Renovations	Design	General Fund	-	-	-	-	-	-	4,000,000	4,000,000
			Project Total	**-**	**-**	**-**	**-**	**-**	**-**	**4,000,000**	**4,000,000**
30.605.572.5726356.57.63.57263. 30.605.572.6356	Island Park Entrance Improvements	Design	Park Impact Fee	-	-	-	-	-	-	500,000	**500,000**

CAPITAL IMPROVEMENT PLAN
Fiscal Year 2026-2027

Account	Project Description	Project Phase	Funding/ Revenue Source	Budgeted Capital Carryover Estimated as of 2/28/26	Fiscal Year 2026-2027	Fiscal Year 2027-2028	Fiscal Year 2028-2029	Fiscal Year 2029-2030	Fiscal Year 2030-2031	Fiscal Years 2031-2032 to 2035-2036	Total Ten Year Plan
30.605.572.5726359.57.63.57263. 30.605.572.6359	Riverside Park Bandshell Renovations & Replacement	Construction	General Fund	3,954,624	-	-	-	-	-	1,000,000	**4,954,624**
30.609.572.5726025.57.60.57260. 30.609.572.6025	Former Community Hall & Banyan Tree Park	Design	General Fund	4,669,730	-	-	-	-	-		4,669,730
			Park Impact Fee	-						-	-
			Project Total	**4,669,730**	**-**	**-**	**-**	**-**	**-**	**-**	**4,669,730**
30.612.572.5726909.57.69.57269. 30.612.572.6909	Hickory Blvd N & Hickory Circle ROW Landscaping	Design	General Fund	500,000	-	-	-	-	-	-	**500,000**
30.617.572.5726001.57.60.57260. 30.617.572.6001	Nature Place updates & Expansions	Construction	General Fund	69,072	-	150,000	-	-	-	-	219,072
			Park Impact Fee	-	-	-	-	-	-	250,000	250,000
			Project Total	**69,072**	**-**	**150,000**	**-**	**-**	**-**	**250,000**	**469,072**
30.622.572.5726362.57.63.57263. 30.622.572.6362	Nature/ Hiking Trails	Planning	General Fund	-		-	-	-	-	250,000	**250,000**
30.628.572.5726300.57.63.57263. 30.270.572.6000	Leitner Creek Soccer Complex	Design	General Fund	932,060	800,000	-	-	-	-	-	**1,732,060**
			Park Impact Fee	3,223,010	-	-	-	-	-	-	**3,223,010**
			Road Impact Fee	151,889	-	-	-	-	-	-	**151,889**
			Grant-CDBG-DR	-	-	-	-	-	-	-	**-**
			Project Total	**4,306,959**	**800,000**	**-**	**-**	**-**	**-**	**-**	**5,106,959**
30.629.572.5726353.57.63.57263 30.629.572.6353	Oak Creek Kayak Launch	Design	General Fund	-	-	-	-	-	-	300,000	**300,000**
To be determined	Old Recreation Building Replacement	Planning	General Fund	-	-	-	-	-	-	3,000,000	**3,000,000**
to be determined	Dog Beach Park / Fishing Pier	Design	Grant-TDC	-	-	-	-	-	-	5,000,000	**5,000,000**
To be determined	Marni Fields Underground Utilities	Planning	General Fund	-	-	-	-	-	-	100,000	**100,000**
To be determined	Bonita Bch Road Underground Utilities	Planning	General Fund	-	-	-	-	-	-	100,000	**100,000**
To be determined	Park Maintenance Compound	Planning	General Fund	-	-	-	-	-	-	1,500,000	**1,500,000**
Total Enhance Community Aesthetics, Parks and Facilities Strategic Priority				***$ 25,427,635***	***$ 6,980,000***	***$ 20,350,000***	***$ 100,000***	***$ 100,000***	***$ 100,000***	***$ 42,750,000***	***$ 95,807,635***

CAPITAL IMPROVEMENT PLAN
Fiscal Year 2026-2027

Account	Project Description	Project Phase	Funding/ Revenue Source	Budgeted Capital Carryover Estimated as of 2/28/26	Fiscal Year 2026-2027	Fiscal Year 2027-2028	Fiscal Year 2028-2029	Fiscal Year 2029-2030	Fiscal Year 2030-2031	Fiscal Years 2031-2032 to 2035-2036	Total Ten Year Plan
ENVIRONMENTAL PROTECTION (4th STRATEGIC PRIORITY)											
30.250.537.5376305.53.63.53763. 30.000.537.6305	S Bonita Beach Ian Restoration	Complete	General Fund	-	1,000,000	1,000,000	500,000	-	-	-	**2,500,000**
			Grant-FDEP	-	-	-	-	-	-	-	**-**
			Project Total	**-**	**1,000,000**	**1,000,000**	**500,000**	**-**	**-**	**-**	**2,500,000**
30.250.535.5356301.53.63.53563. 30.250.535.6301	Sanitary Sewer Conversion Lakes of San Soucci	Construction	General Fund	483,598	-	-	-	-	-	-	483,598
			Grant-FDEP	160,167	-	-	-	-	-	-	160,167
			BSU	1,206,250	-	-	-	-	-	-	1,206,250
			Project Total	**1,850,015**	**-**	**-**	**-**	**-**	**-**	**-**	**1,850,015**
30.250.535.5356302.53.63.53563. 30.250.535.6302	Sanitary Sewer Conversion Sun Village	Construction	General Fund	1,483,492	-	-	-	-	-	-	1,483,492
			Grant-FDEP	657,576	-	-	-	-	-	-	657,576
			BSU	1,661,375	-	-	-	-	-	-	1,661,375
			Project Total	**3,802,443**	**-**	**-**	**-**	**-**	**-**	**-**	**3,802,443**
30.611.537.5376000.53.60.53760. 30.611.537.6000	Beach Renourishment Ord 12-05	Recurring	General Fund	200,000	200,000	200,000	300,000	300,000	300,000	1,500,000	**3,000,000**
	Total Environmental Protection Strategic Priority			***$ 5,852,458***	***$ 1,200,000***	***$ 1,200,000***	***$ 800,000***	***$ 300,000***	***$ 300,000***	***$ 1,500,000***	***$ 11,152,458***
STRENGTHEN CITY FINANCES (5th STRATEGIC PRIORITY)											
30.000.525.5254901.52.49.52549. 30.000.525.4901	Disaster Reserve Allocation	Recurring	General Fund	-	400,000	400,000	400,000	400,000	400,000	2,000,000	4,000,000
									-		
	Total Strengthen/Enhance City Finances Strategic Priority			***$ -***	***$ 400,000***	***$ 400,000***	***$ 400,000***	***$ 400,000***	***$ 400,000***	***$ 2,000,000***	***$ 4,000,000***
GOVERNMENT TRANSPARENCY & EFFICIENCY (6th STRATEGIC PRIORITY)											
30.430.513.5136400.51.64.51364. 30.240.513.6400	Technology Enhancements- Community Development Building Permits	Construction	Building Fees	569,993	-	-	-	-	-	-	569,993
30.430.513.5136401.51.64.51364. 30.240.513.6401	Technology Equipment Replacement	Recurring	General Fund	346,172	-	-	10,000	10,000	10,000	50,000	**426,172**
30.430.539.5396354.53.63.53963. 30.240.539.6354	Technology Infrastructure Planning	Planning	General Fund	250,000	-	-	-	-	-	-	250,000
			Project Total	**250,000**	**-**	**-**	**-**	**-**	**-**	**-**	**676,172**
	Total Government Transparency Strategic Priority			***$ 1,166,165***	***$ -***	***$ -***	***$ 10,000***	***$ 10,000***	***$ 10,000***	***$ 50,000***	***$ 1,246,165***

CAPITAL IMPROVEMENT PLAN
Fiscal Year 2026-2027

Account	Project Description	Project Phase	Funding/ Revenue Source	Budgeted Capital Carryover Estimated as of 2/28/26	Fiscal Year 2026-2027	Fiscal Year 2027-2028	Fiscal Year 2028-2029	Fiscal Year 2029-2030	Fiscal Year 2030-2031	Fiscal Years 2031-2032 to 2035-2036	Total Ten Year Plan
OTHER CAPITAL PROJECTS											
30.270.519.5196401.51.64.51964. 30.270.519.6400	Vehicle Major Repairs and Replacement Reserve	Recurring	General Fund	90,000	90,000	90,000	90,000	90,000	90,000	550,000	**1,090,000**
30.430.519.5196200.51.62.51962. 30.270.519.4924	City Facilities Major Repairs	Construction	General Fund	1,112,218	-	-	-	-	-	500,000	**1,612,218**
30.430.519.5196400.51.64.51964. 30.270.519.4927	Security Upgrades in City Facilities	Construction	General Fund	209,578	500,000	100,000	100,000	50,000	50,000	500,000	**1,509,578**
30.430.572.5726210.57.62.57262. 30.631.572.6210	Emergency Response Facility (Old Library)	Construction	General Fund	5,665,476	500,000	-	717,270	817,270	-	-	**7,700,016**
			Grant Funding	-		4,800,000					**4,800,000**
			Project Total	***5,665,476***	***500,000***	***4,800,000***	***717,270***	***817,270***	**-**	**-**	**12,500,016**
		Total Other Capital Projects		***$ 7,077,272***	***$ 1,090,000***	***$ 4,990,000***	***$ 907,270***	***$ 957,270***	***$ 140,000***	***$ 1,550,000***	***$ 16,711,812***
		TOTAL CAPITAL IMPROVEMENT PLAN		**$ 138,304,335**	**$ 21,088,667**	**$ 37,111,654**	**$ 8,687,510**	**$ 12,368,417**	**$ 4,392,164**	**$ 97,842,163**	**$ 319,794,910**

FUNDING SOURCES

Funding/ Revenue Source	Budgeted Capital	Fiscal Year 2026-2027	Fiscal Year 2027-2028	Fiscal Year 2028-2029	Fiscal Year 2029-2030	Fiscal Year 2030-2031	Fiscal Years 2031-2032 to	Total Ten Year Plan
General Fund	31,844,884	9,670,000	5,140,000	3,167,270	2,617,270	1,400,000	65,300,000	119,139,424
Gas Tax	2,985,003	500,000	1,000,000	550,000	550,000	575,000	4,275,000	10,435,003
Grants	60,575,217	5,113,179	23,631,414	300,000	300,000	300,000	6,500,000	96,719,810
Road Impact Fee	33,023,255	5,105,488	7,340,240	4,670,240	8,901,147	2,117,164	21,017,163	82,174,697
Park Impact Fee	4,269,012	-	-	-	-	-	750,000	5,019,012
Stormwater Fee	2,169,346	700,000	-	-	-	-	-	2,869,346
Building Fees	569,993	-	-	-	-	-	-	569,993
BSU-Bonita Springs Utilities	2,867,625	-	-	-	-	-	-	2,867,625
TOTAL	**$ 138,304,335**	**$ 21,088,667**	**$ 37,111,654**	**$ 8,687,510**	**$ 12,368,417**	**$ 4,392,164**	**$ 97,842,163**	**$ 319,794,910**
			Year 1 to 5 Budgeted Expenditures			**$ 83,648,412**		

CIP Project Form

Strategic Objective/Goal	Improve Stormwater Management & Resiliency	Year Requested	FY 2025-2034
Capital Project Title	Environmentally Sensitive Land Acquisition	Account Code	30.000.537.6105/ 30.250.537.5376105.53.61.53761.
Regulatory Mandated Project?	No	Estimated Completion	to be determined

Capital Project Description: Allocated funds for the acquisition of environmentally sensitive lands as opportunities arise.

Capital Improvement Plan

	Estimated Budget Carry-over as of Feb 28, 2026	FY 2027	FY 2028	FY 2029	FY 2030	FY 2031	FY 2032-2036	Total Ten Year Plan
Planned Expenditures	$ 600,000	$ -	$ -	$ 100,000	$ 100,000	$ 100,000	$ 1,100,000	$ 2,000,000
Funding Schedule and Sources:								
General Fund	-	-	-	100,000	100,000	100,000	1,100,000	1,400,000
Other Sources:								
Stormwater Fee	600,000	-	-	-	-	-	-	600,000
	-	-	-	-	-	-	-	-
	-	-	-	-	-	-	-	-
Total	$ 600,000	$ -	$ -	$ 100,000	$ 100,000	$ 100,000	$ 1,100,000	$ 2,000,000
Estimated Operational Costs:								
Personal Service Costs	$ -	$ -	$ -	$ -	$ -	$ -	$ -	$ -
Operating Expenditures	-	-	-	-	-	-	-	-
Other	-	-	-	-	-	-	-	-
Total	$ -	$ -	$ -	$ -	$ -	$ -	$ -	$ -

CIP Project Form

Strategic Objective/Goal	Improve Stormwater Management & Resiliency	Year Requested	FY 2026-2035
Capital Project Title	Citywide Stormwater Masterplan Update	Account Code	30.250.538.6366/ 30.250.538.5386366.53.63.53863.
Regulatory Mandated Project?	No	Estimated Completion	to be determined

Capital Project Description: Update The Citywide Stormwater Master Plan.

Capital Improvement Plan

	Estimated Budget Carry-over as of Feb 28, 2026	FY 2027	FY 2028	FY 2029	FY 2030	FY 2031	FY 2032-2036	Total Ten Year Plan
Planned Expenditures	$ 350,000	$ 450,000	$ -	$ -	$ -	$ -	$ -	$ 800,000
Funding Schedule and Sources:								
General Fund	-	-	-	-	-	-	-	-
Other Sources:	-	-					-	-
Stormwater Fee	350,000	450,000	-	-	-	-	-	800,000
	-	-	-	-	-	-	-	-
Total	$ 350,000	$ 450,000	$ -	$ -	$ -	$ -	$ -	$ 800,000
Estimated Operational Costs:								
Personal Service Costs	$ -	$ -	$ -	$ -	$ -	$ -	$ -	$ -
Operating Expenditures	-	-	-	-	-	-	-	-
Other	-	-	-	-	-	-	-	-
Total	$ -	$ -	$ -	$ -	$ -	$ -	$ -	$ -

CIP Project Form

Strategic Objective/Goal	Improve Stormwater Management & Resiliency	Year Requested	FY 2026-2035
Capital Project Title	Imperial Harbor Stormwater Master Plan	Account Code	30.250.538.6367/ 30.250.538.5386367.53.63.53863.
Regulatory Mandated Project?	No	Estimated Completion	to be determined

Capital Project Description: Develop detailed Stormater masterplan for Imeperial Harbor Subdivision. Conduct detail Survey to identify potential conveyance imporvements.

Capital Improvement Plan

	Estimated Budget Carry-over as of Feb 28, 2026	FY 2027	FY 2028	FY 2029	FY 2030	FY 2031	FY 2032-2036	Total Ten Year Plan
Planned Expenditures	$ 150,000	$ 250,000	$ -	$ -	$ -	$ -	$ -	$ 400,000
Funding Schedule and Sources:								
General Fund	-	-	-	-	-	-	-	-
Other Sources:								-
Stormwater Fee	150,000	250,000	-	-	-	-	-	400,000
	-		-	-	-	-	-	-
Total	$ 150,000	$ 250,000	$ -	$ -	$ -	$ -	$ -	$ 400,000
Estimated Operational Costs:								
Personal Service Costs	$ -	$ -	$ -	$ -	$ -	$ -	$ -	$ -
Operating Expenditures	-	-	-	-	-	-	-	-
Other	-	-	-	-	-	-	-	-
Total	$ -	$ -	$ -	$ -	$ -	$ -	$ -	$ -

CIP Project Form

Strategic Objective/Goal	Improve Storm Water Management & Resiliency	Year Requested	FY 2025
Capital Project Title	Central Bonita Springs Neighborhood Home Elevation HMGP Grant	Account Code	To be Assigned
Regulatory Mandated Project?	No	Estimated Completion	FY 2025-2034

Capital Project Description: This project will elevate structures in the Central Bonita Springs neighborhood though the FEMA Hazard Mitigation Grant Program (HMGP). It allows for Hurricane Ian damaged properties to be elevated.

Capital Improvement Plan

	Estimated Budget Carry-over as of Feb 28, 2026	FY 2027	FY 2028	FY 2029	FY 2030	FY 2031	FY 2032-2036	Total Ten Year Plan
Planned Expenditures	$ 8,098,534	$ -	$ -	$ -	$ -	$ -	$ -	$ 8,098,534
Funding Schedule and Sources:								
General Fund	-	-	-	-	-	-	-	-
Other Sources:								
Homeowners 25% match	2,024,634	-	-	-	-	-	-	$ 2,024,634
HMGP Grant-FEMA 75%	6,073,900	-	-	-	-	-	-	$ 6,073,900
	-	-	-	-	-	-	-	-
Total	$ 8,098,534	$ -	$ -	$ -	$ -	$ -	$ -	$ 8,098,534
Estimated Operational Costs:								
Personal Service Costs	-	-	-	-	-	-	-	-
Operating Expenditures	-	-	-	-	-	-	-	-
Other	-	-	-	-	-	-	-	-
Total	$ -	$ -	$ -	$ -	$ -	$ -	$ -	$ -

CIP Project Form

Strategic Objective/Goal	Improve Storm Water Management & Resiliency	Year Requested	FY 2025
Capital Project Title	Imperial Shores Neighborhood Home Elevation HMGP Grant	Account Code	To be Assigned
Regulatory Mandated Project?	No	Estimated Completion	FY 2025-2034

Capital Project Description: This project will elevate structures in the Imperial Shores neighborhood though the FEMA Hazard Mitigation Grant Program (HMGP) It allows for Hurricane Ian damaged properties to be elevated.

Capital Improvement Plan

	Estimated Budget Carry-over as of Feb 28, 2026	FY 2027	FY 2028	FY 2029	FY 2030	FY 2031	FY 2032-2036	Total Ten Year Plan
Planned Expenditures	$ -	$ -	$ 1,531,414	$ -	$ -	$ -	$ -	$ 1,531,414
Funding Schedule and Sources:								
General Fund	-	-	-	-	-	-	-	-
Other Sources:								
Homeowners 25% match	-	-	382,853	-	-	-	-	382,853
HMGP Grant-FEMA 75%	-	-	1,148,561	-	-	-	-	1,148,561
	-	-	-	-	-	-	-	-
Total	$ -	$ -	$ 1,531,414	$ -	$ -	$ -	$ -	$ 1,531,414
Estimated Operational Costs:								
Personal Service Costs	-	-	-	-	-	-	-	-
Operating Expenditures	-	-	-	-	-	-	-	-
Other	-	-	-	-	-	-	-	-
Total	$ -	$ -	$ -	$ -	$ -	$ -	$ -	$ -

CIP Project Form

Strategic Objective/Goal	Improve Vehicular & Multimodal Transportation Networks	Year Requested	FY 2026-2035
Capital Project Title	Bonita Beach Rd/US 41 Quadrant	Account Code	30.250.541.6317/ 30.250.541.5416317.54.63.54163.
Regulatory Mandated Project?	No	Estimated Completion	to be determined

Capital Project Description: Design, permit, and construct new roadway in the Northwest quadrant of the US 41 Bonita Beach Road intersection to alleviate traffic congestion; Design and Construct Continuous Flow Intersection at Bonita Beach Road and Windsor Road.
Provide future funding to FDOT for the implementation of at grade intersection improvements for the US 41 Bonita Beach Road Intersection.

Capital Improvement Plan

	Estimated Budget Carry-over as of Feb 28, 2026	FY 2027	FY 2028	FY 2029	FY 2030	FY 2031	FY 2032-2036	Total Ten Year Plan
Planned Expenditures	$ 11,358,109	$ 1,045,693	$ 1,045,693	$ 1,045,693	$ 2,834,327	$ 1,017,164	$ 1,017,163	$ 19,363,842
Funding Schedule and Sources:								
General Fund	4,867	-	-	-	-	-	-	4,867
Other Sources:								
Park Impact Fee	-	-	-	-	-	-	-	-
Road Impact Fees	11,353,242	1,045,693	1,045,693	1,045,693	2,834,327	1,017,164	1,017,163	19,358,975
	-	-	-	-	-	-	-	-
Total	$ 11,358,109	$ 1,045,693	$ 1,045,693	$ 1,045,693	$ 2,834,327	$ 1,017,164	$ 1,017,163	$ 19,363,842
Estimated Operational Costs:								
Personal Service Costs	-	-	-	-	-	-	-	-
Operating Expenditures	-	-	-	-	-	-	-	-
Other	-	-	-	-	-	-	-	-
Total	$ -	$ -	$ -	$ -	$ -	$ -	$ -	$ -

CIP Project Form

Strategic Objective/Goal	Improve Vehicular & Multimodal Transportation Networks	Year Requested	FY 2026-2035
Capital Project Title	Bonita Bch Rd Vision Implementation	Account Code	30.250.541.6318/ 30.250.541.5416318.54.63.54163.
Regulatory Mandated Project?	No	Estimated Completion	on-going

Capital Project Description: Implementation of tool design and DPZ visioning for the Bonita Besch Road corridor.

Capital Improvement Plan

	Estimated Budget Carry-over as of Feb 28, 2026	FY 2027	FY 2028	FY 2029	FY 2030	FY 2031	FY 2032-2036	Total Ten Year Plan
Planned Expenditures	$ -	$ -	$ -	$ 250,000	$ 250,000	$ 250,000	$ 1,000,000	$ 1,750,000
Funding Schedule and Sources:								
General Fund	-	-	-	250,000	250,000	250,000	1,000,000	1,750,000
Other Sources:								
	-	-	-	-	-	-	-	-
	-	-	-	-	-	-	-	-
	-	-	-	-	-	-	-	-
Total	$ -	$ -	$ -	$ 250,000	$ 250,000	$ 250,000	$ 1,000,000	$ 1,750,000
Estimated Operational Costs:								
Personal Service Costs	-	-	-	-	-	-	-	-
Operating Expenditures	-	-	-	-	-	-	-	-
Other	-	-	-	-	-	-	-	-
Total	$ -	$ -	$ -	$ -	$ -	$ -	$ -	$ -

CIP Project Form

Strategic Objective/Goal	Improve Vehicular & Multimodal Transportation Networks	Year Requested	FY 2026-2035
Capital Project Title	Multi-Use Pathways & Sidewalks	Account Code	30.250.541.6320/ 30.250.541.5416320.54.63.54163.
Regulatory Mandated Project?	No	Estimated Completion	on-going

Capital Project Description: Implementation of Bicycle & Pedestrian projects as identified in the City's Bicycle/Pedestrian masterplan.

Capital Improvement Plan

	Estimated Budget Carry-over as of Feb 28, 2026	FY 2027	FY 2028	FY 2029	FY 2030	FY 2031	FY 2032-2036	Total Ten Year Plan
Planned Expenditures	$ -	$ 300,000	$ 300,000	$ 300,000	$ 300,000	$ 300,000	$ 2,500,000	$ 4,000,000
Funding Schedule and Sources:								
General Fund	-	-	-	-	-	-	1,000,000	1,000,000
Other Sources:	-	-	-	-	-	-	-	-
Grant - CDBG	-	300,000	300,000	300,000	300,000	300,000	1,500,000	3,000,000
		-	-	-	-	-	-	-
Total	$ -	$ 300,000	$ 300,000	$ 300,000	$ 300,000	$ 300,000	$ 2,500,000	$ 4,000,000
Estimated Operational Costs:								
Personal Service Costs	-	-	-	-	-	-	-	-
Operating Expenditures	-	-	-	-	-	-	-	-
Other	-	-	-	-	-	-	-	-
Total	$ -	$ -	$ -	$ -	$ -	$ -	$ -	$ -

CIP Project Form

Strategic Objective/Goal	Improve Vehicular & Multimodal Transportation Networks	Year Requested	FY 2025-2035
Capital Project Title	Goodwin Street Sidewalk & Drainage Improvements	Account Code	30.250.541.6327/ 30.250.541.5416327.54.63.54163.
Regulatory Mandated Project?	No	Estimated Completion	to be determined

Capital Project Description: Purchase ROW, Reconstruct Goodwin Street along the entirety of its approximately 2,600 Foot long corridor. Reclaim the existing roadway, realign, and reconstruct the existing roadbed with the the expanded ROW to enable the construction of new sidewalks and drainage infrastructure from Old 41 to Matheson Ave. Underground Electrical transmission lines to minimize impact on ROW needs.

Capital Improvement Plan

	Estimated Budget Carry-over as of Feb 28, 2026	FY 2027	FY 2028	FY 2029	FY 2030	FY 2031	FY 2032-2036	Total Ten Year Plan
Planned Expenditures	$ 6,719,802	$ 400,000	$ 400,000	$ 500,000	$ -	$ -	$ -	$ 8,019,802
Funding Schedule and Sources:								
General Fund	-	-	-	-	-	-	-	-
Other Sources:								
To be Determined	-	-	-	-	-	-	-	-
Road Impact Fees	6,719,802	400,000	400,000	500,000	-	-	-	8,019,802
	-	-	-	-	-	-	-	-
Total	$ 6,719,802	$ 400,000	$ 400,000	$ 500,000	$ -	$ -	$ -	$ 8,019,802
Estimated Operational Costs:								
Personal Service Costs	-	-	-	-	-	-	-	-
Operating Expenditures	-	-	-	-	-	-	-	-
Other	-	-	-	-	-	-	-	-
Total	$ -	$ -	$ -	$ -	$ -	$ -	$ -	$ -

CIP Project Form

Strategic Objective/Goal	Improve Vehicular & Multimodal Transportation Networks	Year Requested	FY 2025-2035
Capital Project Title	Minor Road, Sidewalk, & Drainage Improvements	Account Code	30.250.541.6300/ 30.250.541.5416300.54.63.54163.
Regulatory Mandated Project?	No	Estimated Completion	On-going

Capital Project Description: Project for repair & rehabilitation of roadways and drainage infrastructure. Projects accomplished in this item would include minor road reconstruction, addition of pavement and road base to create room on the roadway for buffered bike lanes. Existing sidewalk network repairs and improvements. Repair & replacement of culvert crossings, installation of small runs of enclosed drainage, and swale restoration.

Capital Improvement Plan

	Estimated Budget Carry-over as of Feb 28, 2026	FY 2027	FY 2028	FY 2029	FY 2030	FY 2031	FY 2032-2036	Total Ten Year Plan
Planned Expenditures	$ 333,167	$ 250,000	$ 250,000	$ 250,000	$ 250,000	$ 250,000	$ 2,000,000	$ 3,583,167
Funding Schedule and Sources:								
General Fund	80,906	-	-	-	-	-	-	80,906
Other Sources:								
Gas Tax	252,261	250,000	250,000	250,000	250,000	250,000	2,000,000	3,502,261
	-	-	-	-	-	-	-	-
	-	-	-	-	-	-	-	-
Total	$ 333,167	$ 250,000	$ 250,000	$ 250,000	$ 250,000	$ 250,000	$ 2,000,000	$ 3,583,167
Estimated Operational Costs:								
Personal Service Costs	-	-	-	-	-	-	-	-
Operating Expenditures	-	-	-	-	-	-	-	-
Other	-	-	-	-	-	-	-	-
Total	$ -	$ -	$ -	$ -	$ -	$ -	$ -	$ -

CIP Project Form

Strategic Objective/Goal	Improve Vehicular & Multimodal Transportation Networks	Year Requested	FY 2025-2035
Capital Project Title	Dean Street Multi-Use Path, Sidewalk, & Drainage	Account Code	30.250.541.6337/ 30.250.541.5416337.54.63.54163.
Regulatory Mandated Project?	No	Estimated Completion	to be determined

Capital Project Description: From Dortch to Imperial Parkway, for approximately 3,500 LF, remove sidewalk on North Side of road, replace with 12 multiuse path, install drainage infrastructure, install new 6 ft sidewalk on south side of road. Reconstruct roadway to facilitate drainage.

Capital Improvement Plan

	Estimated Budget Carry-over as of Feb 28, 2026	FY 2027	FY 2028	FY 2029	FY 2030	FY 2031	FY 2032-2036	Total Ten Year Plan
Planned Expenditures	$ 141,843	$ -	$ -	$ -	$ -	$ -	$ 5,000,000	$ 5,141,843
								$ -
Funding Schedule and Sources:								
General Fund	141,843	-	-	-	-	-	-	141,843
Other Sources:								
Road Impact Fees	-	-	-	-	-	-	5,000,000	5,000,000
	-	-	-	-	-	-	-	-
	-	-	-	-	-	-	-	-
Total	$ 141,843	$ -	$ -	$ -	$ -	$ -	$ 5,000,000	$ 5,141,843
Estimated Operational Costs:								
Personal Service Costs	-	-	-	-	-	-	-	-
Operating Expenditures	-	-	-	-	-	-	-	-
Other	-	-	-	-	-	-	-	-
Total	$ -	$ -	$ -	$ -	$ -	$ -	$ -	$ -

CIP Project Form

Strategic Objective/Goal	Improve Vehicular & Multimodal Transportation Networks	Year Requested	FY 2025-2035
Capital Project Title	West Terry St South Side Sidewalk	Account Code	30.250.541.6338/ 30.250.541.5416338.54.63.54163.
Regulatory Mandated Project?	No	Estimated Completion	to be determined

Capital Project Description: Design and Construct a 6 ft wide sidewalk from US 41 sidewalk to the sidewalk that lies immediately east of the Rail Road crossing on the south ROW of West Terry Street. The project's approximate length is 9,032 LF.

Capital Improvement Plan

	Estimated Budget Carry-over as of Feb 28, 2026	FY 2027	FY 2028	FY 2029	FY 2030	FY 2031	FY 2032-2036	Total Ten Year Plan
Planned Expenditures	$ 1,128,963	$ -	$ 500,000	$ 760,000	$ 1,800,000	$ 1,100,000	$ -	$ 5,288,963
Funding Schedule and Sources:								
General Fund	-	-	-	-	-	-	-	-
Other Sources:								
Road Impact Fees	1,128,963	-	500,000	760,000	1,800,000	1,100,000	-	5,288,963
	-	-	-	-	-	-	-	-
	-	-	-	-	-	-	-	-
Total	$ 1,128,963	$ -	$ 500,000	$ 760,000	$ 1,800,000	$ 1,100,000	$ -	$ 5,288,963
Estimated Operational Costs:								
Personal Service Costs	-	-	-	-	-	-	-	-
Operating Expenditures	-	-	-	-	-	-	-	-
Other	-	-	-	-	-	-	-	-
Total	$ -	$ -	$ -	$ -	$ -	$ -	$ -	$ -

CIP Project Form

Strategic Objective/Goal	Improve Vehicular & Multimodal Transportation Networks	Year Requested	FY 2025-2034
Capital Project Title	Old 41 & BB Rd Intersection and Quadrant	Account Code	30.250.541.6347/ 30.250.541.5416347.54.63.54163.
Regulatory Mandated Project?	No	Estimated Completion	to be determined

Capital Project Description: Purchase 70 foot wide ROW corridor between Old US 41 and Racetrack Road. Construct new roadway along the entirety of approximately 2,500 foot long corridor. Construct new roadway to connect Old 41, include 12 foot and 8 foot paths, landscaping and street lights. Project includes signalization of Old 41 and New Quadrant road; and a roundabout at Racetrack Road and new quadrant road.

Capital Improvement Plan

	Estimated Budget Carry-over as of Feb 28, 2026	FY 2027	FY 2028	FY 2029	FY 2030	FY 2031	FY 2032-2036	Total Ten Year Plan
Planned Expenditures	$ 2,941,443	$ -	$ -	$ -	$ -	$ -	$ 10,000,000	$ 12,941,443
Funding Schedule and Sources:								
General Fund	-	-	-	-	-	-	-	-
Other Sources:								
Road Impact Fee	2,941,443	-	-	-	-	-	10,000,000	12,941,443
	-	-	-	-	-	-	-	-
	-	-	-	-	-	-	-	-
Total	$ 2,941,443	$ -	$ -	$ -	$ -	$ -	$ 10,000,000	$ 12,941,443
Estimated Operational Costs:								
Personal Service Costs	-	-	-	-	-	-	-	-
Operating Expenditures	-	-	-	-	-	-	-	-
Other	-	-	-	-	-	-	-	-
Total	$ -	$ -	$ -	$ -	$ -	$ -	$ -	$ -

CIP Project Form

Strategic Objective/Goal	Improve Vehicular & Multimodal Transportation Networks	Year Requested	FY 2024-2035
Capital Project Title	Rosemary Drive Stormwater Drainage & Pedestrian Safety Improvements	Account Code	30.250.541.6348/ 30.250.541.5416348.54.63.54163.
Regulatory Mandated Project?	No	Estimated Completion	to be determined

Capital Project Description: Reconstruct Rosemary Street along the entirety of approximately 3,030 foot long corridor. Reclaim the existing roadway, and reconstruct the existing roadbed, overlay 2" of asphalt. Install 18" trunkline for drainage, install f curb on both sides of roadway. Construct 8 foot sidewalk on north side of road and 10 ft sidewalk on south. Install landscaping both sides of street.

Capital Improvement Plan

	Estimated Budget Carry-over as of Feb 28, 2026	FY 2027	FY 2028	FY 2029	FY 2030	FY 2031	FY 2032-2036	Total Ten Year Plan
Planned Expenditures	$ 4,824,685	$ 2,257,521	$ -	$ -	$ -	$ -	$ -	$ 7,082,206
Funding Schedule and Sources:								
General Fund	-	-	-	-	-	-	-	-
Other Sources:								
Gas Tax	600,228	-	-			-	-	600,228
Road Impact Fees	2,824,457	257,521	-			-	-	3,081,978
Grant-CDBG	-	2,000,000	-	-	-	-	-	2,000,000
Grant - FDEP 705 -1130	1,400,000	-	-	-	-	-	-	1,400,000
Total	$ 4,824,685	$ 2,257,521	$ -	$ -	$ -	$ -	$ -	$ 7,082,206
Estimated Operational Costs:								
Personal Service Costs	-	-	-	-	-	-	-	-
Operating Expenditures	-	-	-	-	-	-	-	-
Other	-	-	-	-	-	-	-	-
Total	$ -	$ -	$ -	$ -	$ -	$ -	$ -	$ -

CIP Project Form

Strategic Objective/Goal	Improve Vehicular & Multimodal Transportation Networks	Year Requested	FY 2025-2035
Capital Project Title	E Terry St Multi-Use Pathway	Account Code	30.250.541.6364/ 30.250.541.5416364.54.63.54163.
Regulatory Mandated Project?	No	Estimated Completion	to be determined

Capital Project Description: Design and construct stormwater, bicycle, and pedestrian improvements along the East Terry Street roadway corridor. This project will improve drainage along side the roadway and expand bicycle and pedestrian infrastructure. DEO will not reimburse until Engineering is compete.

Capital Improvement Plan

	Estimated Budget Carry-over as of Feb 28, 2026	FY 2027	FY 2028	FY 2029	FY 2030	FY 2031	FY 2032-2036	Total Ten Year Plan
Planned Expenditures	$ 17,555,679	$ 3,793,179	$ 1,050,000	$ 600,000	$ 500,000	$ 100,000	$ 10,000,000	$ 33,598,858
Funding Schedule and Sources:								
General Fund	270,000	-	-	600,000	500,000	100,000	10,000,000	11,470,000
Other Sources:								-
Road Impact Fee	-	980,000	1,050,000	-	-	-	-	2,030,000
FDOT LAP	-	2,813,179	-	-	-	-	-	2,813,179
CDBG-MIT Grant Fund-DEO	17,285,679	-	-	-	-	-	-	17,285,679
	-	-	-	-	-	-	-	-
	-	-	-	-	-	-	-	-
Total	$ 17,555,679	$ 3,793,179	$ 1,050,000	$ 600,000	$ 500,000	$ 100,000	$ 10,000,000	$ 33,598,858
Estimated Operational Costs:								
Personal Service Costs	-	-	-	-	-	-	-	-
Operating Expenditures	-	-	-	-	-	-	-	-
Other	-	-	-	-	-	-	-	-
Total	$ -	$ -	$ -	$ -	$ -	$ -	$ -	$ -

CIP Project Form

Strategic Objective/Goal	Improve Vehicular & Multimodal Transportation Networks	Year Requested	FY 2025-2035
Capital Project Title	Asphalt Overlays	Account Code	30.250.541.6308/ 30.250.541.5416308.54.63.54163.
Regulatory Mandated Project?	No	Estimated Completion	to be determined

Capital Project Description: On-going maintenance of City Street by overlaying streets with a 1" new layer of Asphalt

Capital Improvement Plan

	Estimated Budget Carry-over as of Feb 28, 2026	FY 2027	FY 2028	FY 2029	FY 2030	FY 2031	FY 2032-2036	Total Ten Year Plan
Planned Expenditures	$ 439,252	$ 125,000	$ 125,000	$ 125,000	$ 125,000	$ 125,000	$ 625,000	$ 1,689,252
Funding Schedule and Sources:								
General Fund	-	-	-	-	-	-	-	-
Other Sources:								
Gas Tax	439,252	125,000	125,000	125,000	125,000	125,000	625,000	1,689,252
	-	-	-	-	-	-	-	-
	-	-	-	-	-	-	-	-
Total	$ 439,252	$ 125,000	$ 125,000	$ 125,000	$ 125,000	$ 125,000	$ 625,000	$ 1,689,252
Estimated Operational Costs:								
Personal Service Costs	-	-	-	-	-	-	-	-
Operating Expenditures	-	-	-	-	-	-	-	-
Other	-	-	-	-	-	-	-	-
Total	$ -	$ -	$ -	$ -	$ -	$ -	$ -	$ -

CIP Project Form

Strategic Objective/Goal	Transportation	Year Requested	FY 2025-2035
Capital Project Title	Pennsylvania Ave Corridor Drainage & Operational Improvements	Account Code	30.250.541.5416311.54.63.54163. 30.250.541.6311
Regulatory Mandated Project?	No	Estimated Completion	to be determined

Capital Project Description: Design, permit, and construct drainage infrastructure, medians, turn lanes, traffic calming devices, modern roundabouts and intersection improvements, bridge replacement, bike and pedestrian facilities, streetlighting and landscaping to improve traffic flow along the Ragsdale, Pennsylvania, Arroyal Road corridor.

Capital Improvement Plan

	Estimated Budget Carry-over as of Feb 28, 2026	FY 2027	FY 2028	FY 2029	FY 2030	FY 2031	FY 2032-2036	Total Ten Year Plan
Planned Expenditures	$ 20,943,276	$ 1,000,000	$ 1,500,000	$ -	$ -	$ -	$ -	$ 23,443,276
Funding Schedule and Sources:								
General Fund	-	-	-	-	-	-	-	-
Other Sources:				-	-	-	-	-
CDBG-DR	20,943,276	-	-	-	-	-	-	20,943,276
Road Impact Fee	-	1,000,000	1,000,000					2,000,000
Gas Tax	-	-	500,000	-	-	-	-	500,000
Total	$ 20,943,276	$ 1,000,000	$ 1,500,000	$ -	$ -	$ -	$ -	$ 23,443,276
Estimated Operational Costs:								
Personal Service Costs	-	-	-	-	-	-	-	-
Operating Expenditures	-	-	-	-	-	-	-	-
Other	-	-	-	-	-	-	-	-
Total	$ -	$ -	$ -	$ -	$ -	$ -	$ -	$ -

CIP Project Form

Strategic Objective/Goal	Improve Vehicular & Multimodal Transportation Networks	Year Requested	FY 2025-2035
Capital Project Title	Roadway Restriping	Account Code	30.250.541.6319/ 30.250.541.5416319.54.63.54163.
Regulatory Mandated Project?	No	Estimated Completion	on-going

Capital Project Description: Installing new pavement markings, to include but not limited to lane lines, directional arrows, buffered bike lanes, sharrows, stop bars, and traffic signage.

Capital Improvement Plan

	Estimated Budget Carry-over as of Feb 28, 2026	FY 2027	FY 2028	FY 2029	FY 2030	FY 2031	FY 2032-2036	Total Ten Year Plan
Planned Expenditures	$ 552,485	$ 100,000	$ 100,000	$ 100,000	$ 100,000	$ 100,000	$ 1,000,000	$ 2,052,485
Funding Schedule and Sources:								
General Fund	-	-	-	-	-	-	-	-
Other Sources:								
Gas Tax	552,485	100,000	100,000	100,000	100,000	100,000	1,000,000	2,052,485
	-	-	-	-	-	-	-	-
	-	-	-	-	-	-	-	-
Total	$ 552,485	$ 100,000	$ 100,000	$ 100,000	$ 100,000	$ 100,000	$ 1,000,000	$ 2,052,485
Estimated Operational Costs:								
Personal Service Costs	-	-	-	-	-	-	-	-
Operating Expenditures	-	-	-	-	-	-	-	-
Other	-	-	-	-	-	-	-	-
Total	$ -	$ -	$ -	$ -	$ -	$ -	$ -	$ -

CIP Project Form

Strategic Objective/Goal	Improve Vehicular & Multimodal Transportation Networks	Year Requested	FY 2025-2035
Capital Project Title	Traffic Calming	Account Code	30.250.541.6342/ 30.250.541.5416342.54.63.54163.
Regulatory Mandated Project?	No	Estimated Completion	to be determined

Capital Project Description: Traffic Calming devices such as chicanes, speed tables, roundabouts, and interactive signage aide the motoring public in driving the City's thoroughfares at the posted safe speed. This line item is to facilitate construction and installation of traffic calming devices.

Capital Improvement Plan

	Estimated Budget Carry-over as of Feb 28, 2026	FY 2027	FY 2028	FY 2029	FY 2030	FY 2031	FY 2032-2036	Total Ten Year Plan
Planned Expenditures	$ 150,000	$ -	$ -	$ 50,000	$ 50,000	$ 50,000	$ 250,000	$ 550,000
Funding Schedule and Sources:								
General Fund	-	-	-	-	-	-	-	-
Other Sources:								
Gas Tax	150,000	-	-	50,000	50,000	50,000	250,000	550,000
	-	-	-	-	-	-	-	-
	-	-	-	-	-	-	-	
Total	$ 150,000	$ -	$ -	$ 50,000	$ 50,000	$ 50,000	$ 250,000	$ 550,000
Estimated Operational Costs:								
Personal Service Costs	-	-	-	-	-	-	-	-
Operating Expenditures	-	-	-	-	-	-	-	-
Other	-	-	-	-	-	-	-	-
Total	$ -	$ -	$ -	$ -	$ -	$ -	$ -	$ -

CIP Project Form

Strategic Objective/Goal	Improve Vehicular & Multimodal Transportation Networks	Year Requested	FY 2025-2035
Capital Project Title	Bridge Maintenance	Account Code	30.250.541.6343/ 30.250.541.5416343.54.63.54163.
Regulatory Mandated Project?	No	Estimated Completion	to be determined

Capital Project Description: Perform bridge repair and rehabilitation.

Capital Improvement Plan

	Estimated Budget Carry-over as of Feb 28, 2026	FY 2027	FY 2028	FY 2029	FY 2030	FY 2031	FY 2032-2036	Total Ten Year Plan
Planned Expenditures	$ 60,218	$ 25,000	$ 25,000	$ 25,000	$ 25,000	$ 50,000	$ -	$ 210,218
Funding Schedule and Sources:								
General Fund	-	-	-	-	-	-	-	-
Other Sources:								
Gas Tax	85,218	25,000	25,000	25,000	25,000	50,000	400,000	635,218
	-	-	-	-	-	-	-	-
	-	-	-	-	-	-	-	-
Total	$ 85,218	$ 25,000	$ 25,000	$ 25,000	$ 25,000	$ 50,000	$ 400,000	$ 635,218
Estimated Operational Costs:								
Personal Service Costs	-	-	-	-	-	-	-	-
Operating Expenditures	-	-	-	-	-	-	-	-
Other	-	-	-	-	-	-	-	-
Total	$ -	$ -	$ -	$ -	$ -	$ -	$ -	$ -

CIP Project Form

Strategic Objective/Goal	Improve Vehicular & Multimodal Transportation Networks	Year Requested	FY 2025-2035
Capital Project Title	Old 41Bike Ped Improvements	Account Code	30.250.541.6357/ 30.250.541.5416357.54.63.54163.
Regulatory Mandated Project?	No	Estimated Completion	to be determined

Capital Project Description: Reconstuct Old 41 Road from the Terry Street Roundabout north to to Rosemary Drive appoximately 2,000 Foot long cooridor. Mill and Resurface the existing roadway, realign lanes, construct 10 Foot Wide Landscapped Medians, demolish existing sidewalks, re-construction of 6 foot wide bufferd sidewalk on West ROW and 10 Foot wide 5 foot buffered sidewalk on the East ROW, replace east sde curbline, increasize size of drainage crossoves to minimum of 24", tie into existing west side drainage backbone. Limits from Terry Street to Rosemary Drive. Install Landscapping and irrigation, relpace existing Streetlights with LED fixtures.

Capital Improvement Plan

	Estimated Budget Carry-over as of Feb 28, 2026	FY 2027	FY 2028	FY 2029	FY 2030	FY 2031	FY 2032-2036	Total Ten Year Plan
Planned Expenditures	$ -	$ -	$ -	$ -	$ -	$ -	$ 10,000,000	$ 10,000,000
Funding Schedule and Sources:								
General Fund	-	-	-	-	-	-	10,000,000	10,000,000
Other Sources:								
	-	-	-	-	-	-	-	-
	-	-	-	-	-	-	-	-
	-	-	-	-	-	-	-	-
Total	$ -	$ -	$ -	$ -	$ -	$ -	$ 10,000,000	$ 10,000,000
Estimated Operational Costs:								
Personal Service Costs	$ -	$ -	$ -	$ -	$ -	$ -	$ -	$ -
Operating Expenditures	-	-	-	-	-	-	-	-
Other	-	-	-	-	-	-	-	-
Total	$ -	$ -	$ -	$ -	$ -	$ -	$ -	$ -

CIP Project Form

Strategic Objective/Goal	Improve Vehicular & Multimodal Transportation Networks	Year Requested	FY 2025-2035
Capital Project Title	Paradise Road Bike Ped Improvements	Account Code	30.250.541.6358/ 30.250.541.5416358.54.63.54163.
Regulatory Mandated Project?	No	Estimated Completion	to be determined

Capital Project Description: Resurface Paradise Road (approximate 60 FT ROW) from Shangri-La Road north to its terminus at Wild Turkey Drive, an approximate 1.5 mile long corridor. Intersection Improvements, including possible roundabout at Shangri-La and Paradise Road Intersection. Demolition of existing 5 foot wide sidewalk on west side of paradise road and replace with 10 foot wide multiuse path. Construction of new 6 foot wide sidewalk on east ROW. Install curb and gutter on both east and west right of ways, installation of enclosed drainage. Install landscaping and irrigation, and streetlights along corridor.

Capital Improvement Plan

	Estimated Budget Carry-over as of Feb 28, 2026	FY 2027	FY 2028	FY 2029	FY 2030	FY 2031	FY 2032-2036	Total Ten Year Plan
Planned Expenditures	$ 1,545,408	$ 1,422,274	$ 3,344,547	$ 2,364,547	$ 4,266,820	$ -	$ -	$ 12,943,596
Funding Schedule and Sources:								
General Fund	-	-	-	-	-	-	-	-
Other Sources:								
Road Impact Fees	1,545,408	1,422,274	3,344,547	2,364,547	4,266,820	-	-	12,943,596
	-	-	-	-	-	-	-	-
	-	-	-	-	-	-	-	-
Total	$ 1,545,408	$ 1,422,274	$ 3,344,547	$ 2,364,547	$ 4,266,820	$ -	$ -	$ 12,943,596
Estimated Operational Costs:								
Personal Service Costs	-	-	-	-	-	-	-	-
Operating Expenditures	-	-	-	-	-	-	-	-
Other	-	-	-	-	-	-	-	-
Total	$ -	$ -	$ -	$ -	$ -	$ -	$ -	$ -

CIP Project Form

Strategic Objective/Goal	Improve Vehicular & Multimodal Transportation Networks	Year Requested	FY 2025-2035
Capital Project Title	Bonita Grand Drive Extension Phase II	Account Code	to be determined
Regulatory Mandated Project?	No	Estimated Completion	to be determined

Capital Project Description: Extension of Bonita Grande Drive north from it current terminus to the City's park site at the Lee County Line.

Capital Improvement Plan

	Estimated Budget Carry-over as of Feb 28, 2026	FY 2027	FY 2028	FY 2029	FY 2030	FY 2031	FY 2032-2036	Total Ten Year Plan
Planned Expenditures	$ -	$ -	$ -	$ -	$ -	$ -	$ 5,000,000	$ 5,000,000
Funding Schedule and Sources:								
General Fund	-	-	-	-	-	-	-	-
Other Sources:								
Road Impact Fee	-	-	-	-	-	-	5,000,000	5,000,000
	-	-	-	-	-	-	-	-
	-		-	-	-	-	-	-
Total	$ -	$ -	$ -	$ -	$ -	$ -	$ 5,000,000	$ 5,000,000
Estimated Operational Costs:								
Personal Service Costs	$ -	$ -	$ -	$ -	$ -	$ -	$ -	$ -
Operating Expenditures	-	-	-	-	-	-	-	-
Other	-	-	-	-	-	-	-	-
Total	$ -	$ -	$ -	$ -	$ -	$ -	$ -	$ -

CIP Project Form

Strategic Objective/Goal	Improve Vehicular & Multimodal Transportation Networks	Year Requested	FY 2025-2034
Capital Project Title	Cochran Rd ROW Improvements	Account Code	to be determined
Regulatory Mandated Project?	No	Estimated Completion	to be determined

Capital Project Description: Cochran Rd ROW is owned by the City so mowing and maintaining the ROW will be city's responsibilty.

Capital Improvement Plan

	Estimated Budget Carry-over as of Feb 28, 2026	FY 2027	FY 2028	FY 2029	FY 2030	FY 2031	FY 2032-2036	Total Ten Year Plan
Planned Expenditures	$ -	$ -	$ -	$ -	$ -	$ -	$ 100,000	$ 100,000
Funding Schedule and Sources:								
General Fund		-	-	-	-	-	100,000	100,000
Other Sources:								
	-	-	-	-	-	-	-	-
	-	-	-	-	-	-	-	-
	-	-	-	-	-	-	-	-
Total	$ -	$ -	$ -	$ -	$ -	$ -	$ 100,000	$ 100,000
Estimated Operational Costs:								
Personal Service Costs	$ -	$ -	$ -	$ -	$ -	$ -	$ -	$ -
Operating Expenditures	-	-	-	-	-	-	-	-
Other	-	-	-	-	-	-	-	-
Total	$ -	$ -	$ -	$ -	$ -	$ -	$ -	$ -

CIP Project Form

Strategic Objective/Goal	Enhance Community Aesthetics, Parks & Facilities	Year Requested	FY 2024-2033
Capital Project Title	Median Landscape Enhancement	Account Code	30.250.541.6906/ 30.250.541.5416906.54.69.54169.
Regulatory Mandated Project?	No	Estimated Completion	TBD

Capital Project Description: Design and Install irrigated Median and Right of Way plantings on City Maintained Roadways.

Capital Improvement Plan

	Estimated Budget Carry-over as of Feb 28, 2026	FY 2027	FY 2028	FY 2029	FY 2030	FY 2031	FY 2032-2036	Total Ten Year Plan
Planned Expenditures	$ -	$ -	$ -	$ -	$ -	$ -	$ 1,000,000	$ 1,000,000
Funding Schedule and Sources:								
General Fund	-	-	-	-	-	-	1,000,000	1,000,000
Other Sources:								
	-	-	-	-	-	-	-	-
	-	-	-	-	-	-	-	-
	-	-	-	-	-	-	-	-
Total	$ -	$ -	$ -	$ -	$ -	$ -	$ 1,000,000	$ 1,000,000
Estimated Operational Costs:								
Personal Service Costs	-	-	-	-	-	-	-	-
Operating Expenditures	-	-	-	-	-	-	-	-
Other	-	-	-	-	-	-	-	-
Total	$ -	$ -	$ -	$ -	$ -	$ -	$ -	$ -

CIP Project Form

Strategic Objective/Goal	Enhance Community Aesthetics, Parks & Facilities	Year Requested	FY 2025
Capital Project Title	Highway Monument/Welcome Signs	Account Code	30.270.519.4910/ 30.270.519.5196300.51.63.51963.
Regulatory Mandated Project?	No	Estimated Completion	TBD

Capital Project Description: Construct a welcome feature on I-75, and other welcome signs.

Capital Improvement Plan

	Estimated Budget Carry-over as of Feb 28, 2026	FY 2027	FY 2028	FY 2029	FY 2030	FY 2031	FY 2032-2036	Total Ten Year Plan
Planned Expenditures	$ 3,303,795	$ 1,500,000	$ 1,500,000	$ -	$ -	$ -	$ 10,000,000	$ 16,303,795
Funding Schedule and Sources:								
General Fund	3,303,795	1,500,000	1,500,000	-	-	-	10,000,000	16,303,795
Other Sources:								
	-	-	-	-	-	-	-	-
	-	-	-	-	-	-	-	-
	-	-	-	-	-	-	-	-
Total	$ 3,303,795	$ 1,500,000	$ 1,500,000	$ -	$ -	$ -	$ 10,000,000	$ 16,303,795
Estimated Operational Costs:								
Personal Service Costs	-	-	-	-	-	-	-	-
Operating Expenditures	-	-	-	-	-	-	-	-
Other	-	-	-	-	-	-	-	-
Total	$ -	$ -	$ -	$ -	$ -	$ -	$ -	$ -

CIP Project Form

Strategic Objective/Goal	Enhance Community Aesthetics, Parks & Facilities	Year Requested	FY 2025
Capital Project Title	Urban Design	Account Code	30.270.519.4911/ 30.270.519.5196301.51.63.51963.
Regulatory Mandated Project?	No	Estimated Completion	On-going

Capital Project Description: Implement city-wide urban design standards including consistent signage, attractive parks and recreational facilities, and overall community beautification.

Capital Improvement Plan

	Estimated Budget Carry-over as of Feb 28, 2026	FY 2027	FY 2028	FY 2029	FY 2030	FY 2031	FY 2032-2036	Total Ten Year Plan
Planned Expenditures	$ 508,689	$ 150,000	$ -	$ -	$ -	$ -	$ 5,000,000	$ 5,658,689
Funding Schedule and Sources:								
General Fund	508,689	150,000	-	-	-	-	5,000,000	5,658,689
Other Sources:								
	-	-	-	-	-	-	-	-
	-	-	-	-	-	-	-	-
	-	-	-	-	-	-	-	-
Total	$ 508,689	$ 150,000	$ -	$ -	$ -	$ -	$ 5,000,000	$ 5,658,689
Estimated Operational Costs:	-	-	-	-	-	-	-	-
Personal Service Costs	-	-	-	-	-	-	-	-
Operating Expenditures								
Other	-	-	-	-	-	-	-	-
Total	$ -	$ -	$ -	$ -	$ -	$ -	$ -	$ -

CIP Project Form

Strategic Objective/Goal	Enhance Community Aesthetics, Parks & Facilities	Year Requested	FY 2025
Capital Project Title	Bonita Bch Rd/Imp Parkway Gateway Feature	Account Code	30.270.519.6365/ 30.270.519.5196365.51.63.51963.
Regulatory Mandated Project?		Estimated Completion	FY2025

Capital Project Description: Place making and beautifcations of the SW quadrant of BBR and Imperial Parkway

Capital Improvement Plan

	Estimated Budget Carry-over as of Feb 28, 2026	FY 2027	FY 2028	FY 2029	FY 2030	FY 2031	FY 2032-2036	Total Ten Year Plan
Planned Expenditures	$ 1,038,000	$ 1,500,000	$ -	$ -	$ -	$ -	$ -	$ 2,538,000
Funding Schedule and Sources:								
General Fund	1,038,000	1,500,000	-	-	-	-	-	2,538,000
Other Sources:		-	-					-
		-	-	-	-	-	-	-
		-	-	-	-	-	-	-
		-	-	-	-	-	-	-
Total	$ 1,038,000	$ 1,500,000	$ -	$ -	$ -	$ -	$ -	$ 2,538,000
Estimated Operational Costs:								
Personal Service Costs	-	-	-	-	-	-	-	-
Operating Expenditures	-	-	-	-	-	-	-	-
Other	-	-	-	-	-	-	-	-
Total	$ -	$ -	$ -	$ -	$ -	$ -	$ -	$ -

CIP Project Form

Strategic Objective/Goal	Enhance Community Aesthetics, Parks & Facilities	Year Requested	FY 2025
Capital Project Title	Imperial River US 41 Bridge Beautification	Account Code	30.270.541.6322/ 30.270.541.5416322.54.63.54163.
Regulatory Mandated Project?	No	Estimated Completion	2026

Capital Project Description: Remove existing pedestrian railing and replace with decorative railing. Install decorative features at the two bases of the bridge and the center median.

Capital Improvement Plan

	Estimated Budget Carry-over as of Feb 28, 2026	FY 2027	FY 2028	FY 2029	FY 2030	FY 2031	FY 2032-2036	Total Ten Year Plan
Planned Expenditures	$ 214,000	$ 300,000	$ 100,000	$ -	$ -	$ -	$ 5,000,000	$ 5,614,000
Funding Schedule and Sources:								
General Fund	214,000	300,000	100,000		-	-	5,000,000	5,614,000
Other Sources:								
	-	-	-	-	-	-	-	-
	-	-	-	-	-	-	-	-
	-	-	-	-	-	-	-	-
Total	$ 214,000	$ 300,000	$ 100,000		$ -	$ -	$ 5,000,000	$ 5,614,000
Estimated Operational Costs:								
Personal Service Costs	-	-	-	-	-	-	-	-
Operating Expenditures	-	-	-	-	-	-	-	-
Other	-	-	-	-	-	-	-	-
Total	$ -	$ -	$ -	$ -	$ -	$ -	$ -	$ -

CIP Project Form

Strategic Objective/Goal	Enhance Community Aesthetics, Parks & Facilities	Year Requested	FY 2025-3034
Capital Project Title	Recreation Center Major Renovation	Account Code	30.430.572.5726220.57.62.57262.
Regulatory Mandated Project?	No	Estimated Completion	To be determined

Capital Project Description: Major renovation of Recreation Center

Capital Improvement Plan

	Estimated Budget Carry-over as of Feb 28, 2026	FY 2027	FY 2028	FY 2029	FY 2030	FY 2031	FY 2032-2036	Total Ten Year Plan
Planned Expenditures	$ 400,000	$ 2,400,000	$ 50,000	$ 50,000	$ 50,000	$ 50,000	$ 1,000,000	$ 4,000,000
Funding Schedule and Sources:								
General Fund	400,000	2,400,000	50,000	50,000	50,000	50,000	1,000,000	4,000,000
Other Sources:								
	-	-	-	-	-	-	-	-
	-	-	-	-	-	-	-	-
	-	-	-	-	-	-	-	-
Total	$ 400,000	$ 2,400,000	$ 50,000	$ 50,000	$ 50,000	$ 50,000	$ 1,000,000	$ 4,000,000
Estimated Operational Costs:								
Personal Service Costs	-	-	-	-	-	-	-	-
Operating Expenditures	-	-	-	-	-	-	-	-
Other	-	-	-	-	-	-	-	-
Total	$ -	$ -	$ -	$ -	$ -	$ -	$ -	$ -

CIP Project Form

Strategic Objective/Goal	Enhance Community Aesthetics, Parks & Facilities	Year Requested	FY 2025-3034
Capital Project Title	Wonder Gardens Facilities & Grounds Major Repairs	Account Code	30.270.575.6001/ 30.601.575.5756001.57.60.57560.
Regulatory Mandated Project?	No	Estimated Completion	To be determined

Capital Project Description: The City entered into an operating agreement with the Wonder Garden in 2024. Funding will be utilized to address major repairs to the facilities & grounds as needed or in partnership with the Wonder Gardens on planned projects.

Capital Improvement Plan

	Estimated Budget Carry-over as of Feb 28, 2026	FY 2027	FY 2028	FY 2029	FY 2030	FY 2031	FY 2032-2036	Total Ten Year Plan
Planned Expenditures	$ 76,385	$ 50,000	$ 50,000	$ 50,000	$ 50,000	$ 50,000	$ 250,000	$ 576,385
Funding Schedule and Sources:								
General Fund	76,385	50,000	50,000	50,000	50,000	50,000	250,000	576,385
Other Sources:								
	-	-	-	-	-	-	-	-
	-	-	-	-	-	-	-	-
	-	-	-	-	-	-	-	-
Total	$ 76,385	$ 50,000	$ 50,000	$ 50,000	$ 50,000	$ 50,000	$ 250,000	$ 576,385
Estimated Operational Costs:								
Personal Service Costs	-	-	-	-	-	-	-	-
Operating Expenditures	-	-	-	-	-	-	-	-
Other	-	-	-	-	-	-	-	-
Total	$ -	$ -	$ -	$ -	$ -	$ -	$ -	$ -

CIP Project Form

Strategic Objective/Goal	Enhance Community Aesthetics, Parks & Facilities	Year Requested	FY 2024-2034
Capital Project Title	City Wide Park Lighting Conversion to LED	Account Code	30.270.572.6360/ 30.601.572.5726300.57.63.57263.
Regulatory Mandated Project?	No	Estimated Completion	ongoing

Capital Project Description: Replace the fixture components of current halogen lighting in the City's parks system with LED replacement fixtures. This includes parking lot lighting, sports field lighting, sports court lighting as well as park facility lighting. For the FY26 budget, the Soccer Complex will be upgraded with new LED Field lighting.

Capital Improvement Plan

	Estimated Budget Carry-over as of Feb 28, 2026	FY 2027	FY 2028	FY 2029	FY 2030	FY 2031	FY 2032-2036	Total Ten Year Plan
Planned Expenditures	$ 1,029,327	$ -	$ -	$ -	$ -	$ -	$ 1,000,000	$ 2,029,327
Funding Schedule and Sources:								
General Fund	1,029,327	-	-	-	-	-	1,000,000	2,029,327
Other Sources:	-	-		-	-	-	-	-
	-	-	-	-	-	-	-	-
	-	-	-	-	-	-	-	
Total	$ 1,029,327	$ -	$ -	$ -	$ -	$ -	$ 1,000,000	$ 2,029,327
Estimated Operational Costs:								
Personal Service Costs	$ -	$ -	$ -	$ -	$ -	$ -	$ -	$ -
Operating Expenditures	-	-	-	-	-	-	-	-
Other	-	-	-	-	-	-	-	-
Total	-	-	-	-	-	-	-	-

CIP Project Form

Strategic Objective/Goal	Enhance Community Aesthetics, Parks & Facilities	Year Requested	FY 2026
Capital Project Title	Acquisition of Public Art	Account Code	30.270.573.4928/ 30.601.572.5726301.57.63.57263.
Regulatory Mandated Project?	No	Estimated Completion	On-going

Capital Project Description: The Art in Public Places Board has requested annual funding be placed in the City's Capital Improvement plan for the acquisition of public art to be located in areas such as River Park as a sculpture park and/or in other City locations deemed appropriate for the installation of public art pieces.

Capital Improvement Plan

	Estimated Budget Carry-over as of Feb 28, 2026	FY 2027	FY 2028	FY 2029	FY 2030	FY 2031	FY 2032-2036	Total Ten Year Plan
Planned Expenditures	$ 250,250	$ 30,000	$ -	$ -	$ -	$ -	$ -	$ 280,250
Funding Schedule and Sources:								
General Fund	250,250	30,000	-	-	-	-	-	280,250
Other Sources:								
	-	-	-	-	-	-	-	-
	-	-	-	-	-	-	-	-
	-	-	-	-	-	-	-	-
Total	$ 250,250	$ 30,000	$ -	$ -	$ -	$ -	$ -	$ 280,250
Estimated Operational Costs:								
Personal Service Costs	-	-	-	-	-	-	-	-
Operating Expenditures	-	-	-	-	-	-	-	-
Other	-	-	-	-	-	-	-	-
Total	$ -	$ -	$ -	$ -	$ -	$ -	$ -	$ -

CIP Project Form

Strategic Objective/Goal	Enhance Community Aesthetics, Parks & Facilities	Year Requested	FY 2025
Capital Project Title	Baseball Complex Master Plan Phased Improvements	Account Code	30.603.572.6015/ 30.603.572.5726015.57.60.57260.
Regulatory Mandated Project?	No	Estimated Completion	ongoing

Capital Project Description: In continuation of the Phase 3 Baseball Complex Improvements,which included energy efficient LED field lights for enhanced lighting and lower energy costs and the design and construction of Covered shaded spectator areas as well as renovations to the Restroom facilities. The Baseball Complex Batting Cages are beyond their life expectacy and due for new fencing and turf replacement. Additional phases will include design and construction of T-balls fields as well as additional ADA compliant parking areas.

Capital Improvement Plan

	Estimated Budget Carry-over as of Feb 28, 2026	FY 2027	FY 2028	FY 2029	FY 2030	FY 2031	FY 2032-2036	Total Ten Year Plan
Planned Expenditures	$ 1,371,900	$ -	$ -	$ -	$ -	$ -	$ 1,500,000	$ 2,871,900
Funding Schedule and Sources:								
General Fund	1,371,900	-	-	-	-	-	1,500,000	2,871,900
Other Sources:								
	-	-	-	-	-	-	-	-
	-	-	-	-	-	-	-	-
	-	-	-	-	-	-	-	-
Total	$ 1,371,900	$ -	$ -	$ -	$ -	$ -	$ 1,500,000	$ 2,871,900
Estimated Operational Costs:								
Personal Service Costs	-	-	-	-	-	-	-	-
Operating Expenditures	-	-	-	-	-	-	-	-
Other	-	-	-	-	-	-	-	-
Total	$ -	$ -	$ -	$ -	$ -	$ -	$ -	$ -

CIP Project Form

Strategic Objective/Goal	Enhance Community Aesthetics, Parks & Facilities	Year Requested	FY 2025
Capital Project Title	Community Park Improvements	Account Code	30.603.572.6350/ 30.603.572.5726350.57.63.57263.
Regulatory Mandated Project?	No	Estimated Completion	FY 2028

Capital Project Description: The Community Park Tennis Courts and Outdoor Pavilion are showing wear and suffering from cracking of the surfacing as well as the playground rubber surfacing. All 3 facilities need to be addressed with resurfacing in order to bring the surfacing back to excellent condition once again. The perimeter fencing of the Tennis courts and Playground are original to the facilities and are in need of replacement. The Parking lot areas are in need of improvements to repair damaged asphalt, sealcoating and restriping. The Playground is in need of a family restroom as this does not have restroom facilities.

Capital Improvement Plan

	Estimated Budget Carry-over as of Feb 28, 2026	FY 2027	FY 2028	FY 2029	FY 2030	FY 2031	FY 2032-2036	Total Ten Year Plan
Planned Expenditures	$ 901,298	$ 250,000	$ -	$ -	$ -	$ -	$ -	$ 1,151,298
Funding Schedule and Sources:								
General Fund	901,298	250,000	-	-	-	-	-	1,151,298
Other Sources:		-	-	-				
	-	-	-	-	-	-	-	-
	-	-	-	-	-	-	-	-
	-	-	-	-	-	-	-	-
Total	$ 901,298	$ 250,000	$ -	$ -	$ -	$ -	$ -	$ 1,151,298
Estimated Operational Costs:								
Personal Service Costs	-	-	-	-	-	-	-	-
Operating Expenditures	-	-	-	-	-	-	-	-
Other	-	-	-	-	-	-	-	-
Total	$ -	$ -	$ -	$ -	$ -	$ -	$ -	$ -

CIP Project Form

Strategic Objective/Goal	Enhance Community Aesthetics, Parks & Facilities	Year Requested	FY 2025
Capital Project Title	Liles Hotel Fountain Improvements	Account Code	30.604.572.6001/ 30.604.572.5726001.57.60.57260.
Regulatory Mandated Project?	No	Estimated Completion	FY 2027

Capital Project Description: The Liles Hotel Plaza fountain is in need of resurfacing including replacement of the concrete bowl, concrete ribbon, upgraded LED lighting and above ground pump installation.

Capital Improvement Plan

	Estimated Budget Carry-over as of Feb 28, 2026	FY 2027	FY 2028	FY 2029	FY 2030	FY 2031	FY 2032-2036	Total Ten Year Plan
Planned Expenditures	$ -	$ -	$ -	$ -	$ -	$ -	$ -	$ -
Funding Schedule and Sources:								
General Fund	-	-	-	-	-	-	2,000,000	2,000,000
Other Sources:								
	-	-	-	-	-	-	-	-
	-	-	-	-	-	-	-	-
	-	-	-	-	-	-	-	-
Total	$ -	$ -	$ -	$ -	$ -	$ -	$ 2,000,000	$ 2,000,000
Estimated Operational Costs:								
Personal Service Costs	-	-	-	-	-	-	-	-
Operating Expenditures	-	-	-	-	-	-	-	-
Other	-	-	-	-	-	-	-	-
Total	$ -	$ -	$ -	$ -	$ -	$ -	$ -	$ -

CIP Project Form

Strategic Objective/Goal	Enhance Community Aesthetics, Parks & Facilities	Year Requested	FY 2025
Capital Project Title	Community Aquatic Facility Expansion	Account Code	31.604.572.6002/ 30.604.572.5726002.57.60.57260.
Regulatory Mandated Project?	No	Estimated Completion	FY 2028

Capital Project Description: Construction of new Aquatic Facility which will include children's interactive water feature elements such zero entry kiddie pool with a water playground structure, new resort style pool with a lazy river. Also, due to the age of the current Community pool, a new lap swim pool will be constructed as well. The new facility will also include new locker rooms, pool office and a family restroom facility.

Capital Improvement Plan

	Estimated Budget Carry-over as of Feb 28, 2026	FY 2027	FY 2028	FY 2029	FY 2030	FY 2031	FY 2032-2036	Total Ten Year Plan
Planned Expenditures	$ 2,606,438	$ -	$ 18,500,000	$ -	$ -	$ -	$ -	$ 21,106,438
Funding Schedule and Sources:								
General Fund	1,560,436	-	1,500,000	-		-		3,060,436
Other Sources:								
Park Impact Fees	1,046,002		-	-	-	-	-	1,046,002
Grant Funding	-	-	17,000,000	-	-	-	-	17,000,000
	-	-	-	-	-	-	-	-
Total	$ 2,606,438	$ -	$ 18,500,000	$ -	$ -	$ -	$ -	$ 21,106,438
Estimated Operational Costs:								
Personal Service Costs	-	-	-	-	-	-	-	-
Operating Expenditures	-	-	-	-	-	-	-	-
Other	-	-	-	-	-	-	-	-
Total	$ -	$ -	$ -	$ -	$ -	$ -	$ -	$ -

CIP Project Form

Strategic Objective/Goal	Enhance Community Aesthetics, Parks & Facilities	Year Requested	FY 2025
Capital Project Title	Riverside Park Bandshell Renovations & Replacement	Account Code	30.605.572.6359/ 30.605.572.5726359.57.63.57263.
Regulatory Mandated Project?	No	Estimated Completion	FY 2026

Capital Project Description: The Bandshell lawn takes a lot of wear and tear throughout our City event season, where thousands of people gather for various events. Replacing the sod with artificial turf will reduce maintenance costs and will maintain pristine condition. The entire space will be redesigned and constructed in 2 phases to include a wider sidewalks and vendor areas as well as paver replacements, park lighting, improve ADA compliance and circulation, updates to the exterior and interior of the Bandshell and new landscape design.

Capital Improvement Plan

	Estimated Budget Carry-over as of Feb 28, 2026	FY 2027	FY 2028	FY 2029	FY 2030	FY 2031	FY 2032-2036	Total Ten Year Plan
Planned Expenditures	$ 3,954,624	$ -	$ -	$ -	$ -	$ -	$ 1,000,000	$ 4,954,624
Funding Schedule and Sources:								
General Fund	3,954,624	-	-	-	-	-	1,000,000	4,954,624
Other Sources:								
	-	-	-	-	-	-	-	-
	-	-	-	-	-	-	-	-
	-	-	-	-	-	-	-	-
Total	$ 3,954,624	$ -	$ -	$ -	$ -	$ -	$ 1,000,000	$ 4,954,624
Estimated Operational Costs:								
Personal Service Costs	-	-	-	-	-	-	-	-
Operating Expenditures	-	-	-	-	-	-	-	-
Other	-	-	-	-	-	-	-	-
Total	$ -	$ -	$ -	$ -	$ -	$ -	$ -	$ -

CIP Project Form

Strategic Objective/Goal	Enhance Community Aesthetics, Parks & Facilities	Year Requested	FY 2025
Capital Project Title	Nature Place Updates & Enhancements	Account Code	30.617.572.6001/ 30.617.572.5726001.57.60.57260.
Regulatory Mandated Project?	No	Estimated Completion	FY 2032

Capital Project Description: The Nature Place main building was built in 1996. The roof of the the main learning center building is in need of replacement as well as the Bee house and stable. Painting of the exterior of the building will occur once the roof has been replaced. The addition of a shade structure has been requested by various groups and the public, in order to have a place for picnic lunches as well as to provide additional shade while enjoying the park. The perimeter fencing and front gate are in need of replacement and updating.

Capital Improvement Plan

	Estimated Budget Carry-over as of Feb 28, 2026	FY 2027	FY 2028	FY 2029	FY 2030	FY 2031	FY 2032-2036	Total Ten Year Plan
Planned Expenditures	$ 69,072	$ -	$ 150,000	$ -	$ -	$ -	$ 250,000	$ 469,072
Funding Schedule and Sources:								
General Fund	69,072	-	150,000	-	-	-	-	219,072
Other Sources:								
Park Impact Fees	-	-	-	-	-	-	250,000	250,000
	-	-	-	-	-	-	-	-
	-	-	-	-	-	-	-	-
Total	$ 69,072	$ -	$ 150,000	$ -	$ -	$ -	$ 250,000	$ 469,072
Estimated Operational Costs:								
Personal Service Costs	-	-	-	-	-	-	-	-
Operating Expenditures	-	-	-	-	-	-	-	-
Other	-	-	-	-	-	-	-	-
Total	$ -	$ -	$ -	$ -	$ -	$ -	$ -	$ -

CIP Project Form

Strategic Objective/Goal	Enhance Community Aesthetics, Parks & Facilities	Year Requested	FY 2025
Capital Project Title	Nature/ Hiking Trails	Account Code	to be assigned
Regulatory Mandated Project?	No	Estimated Completion	FY 2035

Capital Project Description: The City has developed a segment of the Cullum's Bonita Trail from The Nature Place to the I-75 Interstate Right-of-Way. We propose to continue the Trail, including crossing the Imperial River via a Pedestrian Bridge on the eastern side of the Interstate within the FDOT ROW, then crossing the FDOT ROW with a pedestrian pathway. A possible partnership with Lee County 20/20 to extend the trail to the east into the Pine Lake Preserve.

Capital Improvement Plan

	Estimated Budget Carry-over as of Feb 28, 2026	FY 2027	FY 2028	FY 2029	FY 2030	FY 2031	FY 2032-2036	Total Ten Year Plan
Planned Expenditures	$ -	$ -	$ -	$ -	$ -	$ -	$ 250,000	$ 250,000
Funding Schedule and Sources:								
General Fund	-	-	-	-	-	-	250,000	250,000
Other Sources:								
	-	-	-	-	-	-	-	-
	-	-	-	-	-	-	-	-
	-	-	-	-	-	-	-	-
Total	$ -	$ -	$ -	$ -	$ -	$ -	$ 250,000	$ 250,000
Estimated Operational Costs:								
Personal Service Costs	-	-	-	-	-	-	-	-
Operating Expenditures	-	-	-	-	-	-	-	-
Other	-	-	-	-	-	-	-	-
Total	$ -	$ -	$ -	$ -	$ -	$ -	$ -	$ -

CIP Project Form

Strategic Objective/Goal	Enhance Community Aesthetics, Parks & Facilities	Year Requested	FY 2025
Capital Project Title	Leitner Creek Soccer Complex	Account Code	30.270.572.6000/ 30.628.572.5726300.57.63.57263.
Regulatory Mandated Project?	No	Estimated Completion	2026

Capital Project Description: The City has reached its capacity at both soccer facilities for the community so construction of a new facility is as follows: New parking lot with ADA spaces for use by patrons of both the Dog Park and Soccer facility with entry from Bonita Drive and East Terry St., restroom, concession and maintenance storage facility for use by patrons of both Dog Park and Soccer facility, utility connections of both BSU sewer and FPL electrical and landscaping enhancements. One adult soccer field (natural turf). Two 9x9 youth soccer fields (natural turf), field irrigation system and LED Soccer Field lighting.

Capital Improvement Plan

	Estimated Budget Carry-over as of Feb 28, 2026	FY 2027	FY 2028	FY 2029	FY 2030	FY 2031	FY 2032-2036	Total Ten Year Plan
Planned Expenditures	$ 4,306,959	$ 800,000	$ -	$ -	$ -	$ -	$ -	$ 5,106,959
Funding Schedule and Sources:								
General Fund	632,060	800,000	-	-	-	-	-	1,432,060
Other Sources:								
Park Impact Fees	3,523,010	-	-	-	-	-	-	3,523,010
Road Impact Fees	151,889	-	-	-	-	-	-	151,889
Total	$ 4,306,959	$ 800,000	$ -	$ -	$ -	$ -	$ -	$ 5,106,959
Estimated Operational Costs:								
Personal Service Costs	-	-	-	-	-	-	-	-
Operating Expenditures	-	-	-	-	-	-	-	-
Other	-	-	-	-	-	-	-	-
Total	$ -	$ -	$ -	$ -	$ -	$ -	$ -	$ -

CIP Project Form

Strategic Objective/Goal	Enhance Community Aesthetics, Parks & Facilities	Year Requested	FY 2025
Capital Project Title	Oak Creek Kayak Launch	Account Code	30.629.572.6353/ 30.629.572.5726353.57.63.57263.
Regulatory Mandated Project?	No	Estimated Completion	FY 2029

Capital Project Description Design and Replace elements such as parking area, path, and kayak launch of the Oak Creek Kayak launch for ADA compliance.

Capital Improvement Plan

	Estimated Budget Carry-over as of Feb 28, 2026	FY 2027	FY 2028	FY 2029	FY 2030	FY 2031	FY 2032-2036	Total Ten Year Plan
Planned Expenditures	$ -	$ -	$ -	$ -	$ -	$ -	$ -	$ -
Funding Schedule and Sources:								
General Fund	-	-	-	-	-	-	300,000	300,000
Other Sources:								
	-	-	-	-	-	-	-	-
	-	-	-	-	-	-	-	-
	-	-	-	-	-	-	-	-
Total	$ -	$ -	$ -	$ -	$ -	$ -	$ 300,000	$ 300,000
Estimated Operational Costs:								
Personal Service Costs	-	-	-	-	-	-	-	-
Operating Expenditures	-	-	-	-	-	-	-	-
Other	-	-	-	-	-	-	-	-
Total	$ -	$ -	$ -	$ -	$ -	$ -	$ -	$ -

CIP Project Form

Strategic Objective/Goal	Enhance Community Aesthetics, Parks & Facilities	Year Requested	FY 2025-3034
Capital Project Title	Replace Old Recreation Building	Account Code	TBD
Regulatory Mandated Project?	No	Estimated Completion	To be determined

Capital Project Description: Replace Old Rec. Building

Capital Improvement Plan

	Estimated Budget Carry-over as of Feb 28, 2026	FY 2027	FY 2028	FY 2029	FY 2030	FY 2031	FY 2032-2036	Total Ten Year Plan
Planned Expenditures	$ -	$ -	$ -	$ -	$ -	$ -	$ 3,000,000	$ 3,000,000
Funding Schedule and Sources:								
General Fund	-	-	-	-	-	-	3,000,000	3,000,000
Other Sources:								
	-	-	-	-	-	-	-	-
	-	-	-	-	-	-	-	-
	-	-	-	-	-	-	-	-
Total	$ -	$ -	$ -	$ -	$ -	$ -	$ 3,000,000	$ 3,000,000
Estimated Operational Costs:								
Personal Service Costs	-	-	-	-	-	-	-	-
Operating Expenditures	-	-	-	-	-	-	-	-
Other	-	-	-	-	-	-	-	-
Total	$ -	$ -	$ -	$ -	$ -	$ -	$ -	$ -

CIP Project Form

Strategic Objective/Goal	Enhance Community Aesthetics, Parks & Facilities	Year Requested	FY 2025
Capital Project Title	Dog Beach Park/Fishing Pier	Account Code	to be assigned
Regulatory Mandated Project?	No	Estimated Completion	FY 2032

Capital Project Description: A new city park is proposed at Lee County Dog Beach, which will include a fishing platform adjacent to the bridge, Canoe/Kayak Launch, small craft launching site, parking area, restrooms and a picnic shelter. This project was initially requested in FY 2017, but has been pushed back by Lee County due to the bridge replacement project.

Capital Improvement Plan

	Estimated Budget Carry-over as of Feb 28, 2026	FY 2027	FY 2028	FY 2029	FY 2030	FY 2031	FY 2032-2036	Total Ten Year Plan
Planned Expenditures	$ -	$ -	$ -	$ -	$ -	$ -	$ 5,000,000	$ 5,000,000
Funding Schedule and Sources:								
General Fund	-	-	-	-		-		-
Other Sources:								
Grant-TDC	-	-	-	-	-	-	5,000,000	5,000,000
	-	-	-	-	-	-	-	-
	-	-	-	-	-	-	-	-
Total	$ -	$ -	$ -	$ -	$ -	$ -	$ 5,000,000	$ 5,000,000
Estimated Operational Costs:								
Personal Service Costs	-	-	-	-	-	-	-	-
Operating Expenditures	-	-	-	-	-	-	-	-
Other	-	-	-	-	-	-	-	-
Total	$ -	$ -	$ -	$ -	$ -	$ -	$ -	$ -

CIP Project Form

Strategic Objective/Goal	Enhance Community Aesthetics, Parks & Facilities	Year Requested	FY 2025-2035
Capital Project Title	Marni Fields Underground Utilities	Account Code	to be determined
Regulatory Mandated Project?	No	Estimated Completion	to be determined

Capital Project Description: Conduct a study to review and price the cost to place the utilities underground.

Capital Improvement Plan

	Estimated Budget Carry-over as of Feb 28, 2026	FY 2027	FY 2028	FY 2029	FY 2030	FY 2031	FY 2032-2036	Total Ten Year Plan
Planned Expenditures	$ -	$ -	$ -	$ -	$ -	$ -	$ -	$ -
Funding Schedule and Sources:								
General Fund	-	-	-	-	-	-	-	-
Other Sources:	-	-					100,000	100,000
	-	-	-	-	-	-	-	-
	-	-	-	-	-	-	-	-
	-	-	-	-	-	-	-	-
Total	$ -	$ -	$ -	$ -	$ -	$ -	$ 100,000	$ 100,000
Estimated Operational Costs:								
Personal Service Costs	$ -	$ -	$ -	$ -	$ -	$ -	$ -	$ -
Operating Expenditures	-	-	-	-	-	-	-	-
Other	-	-	-	-	-	-	-	-
Total	$ -	$ -	$ -	$ -	$ -	$ -	$ -	$ -

CIP Project Form

Strategic Objective/Goal	Enhance Community Aesthetics, Parks & Facilities	Year Requested	FY 2025-2034
Capital Project Title	Bonita Bch Road Underground Utilities	Account Code	to be determined
Regulatory Mandated Project?	No	Estimated Completion	to be determined

Capital Project Description: Conduct a study to review and price the cost to place the utilities underground.

Capital Improvement Plan

	Estimated Budget Carry-over as of Feb 28, 2026	FY 2027	FY 2028	FY 2029	FY 2030	FY 2031	FY 2032-2036	Total Ten Year Plan
Planned Expenditures	$ -	$ -	$ -	$ -	$ -	$ -	$ 100,000	$ 100,000
Funding Schedule and Sources:								
General Fund	-	-	-	-	-	-	100,000	100,000
Other Sources:								
	-	-	-	-	-	-	-	-
	-	-	-	-	-	-	-	-
	-	-	-	-	-	-	-	-
Total	$ -	$ -	$ -	$ -	$ -	$ -	$ 100,000	$ 100,000
Estimated Operational Costs:								
Personal Service Costs	$ -	$ -	$ -	$ -	$ -	$ -	$ -	$ -
Operating Expenditures	-	-	-	-	-	-	-	-
Other	-	-	-	-	-	-	-	-
Total	$ -	$ -	$ -	$ -	$ -	$ -	$ -	$ -

CIP Project Form

Strategic Objective/Goal	Enhance Community Aesthetics, Parks & Facilities	Year Requested	FY 2025-3034
Capital Project Title	Park Maintenance Compound	Account Code	
Regulatory Mandated Project?	No	Estimated Completion	To be determined

Capital Project Description: Replace Park Compound

Capital Improvement Plan

	Estimated Budget Carry-over as of Feb 28, 2026	FY 2027	FY 2028	FY 2029	FY 2030	FY 2031	FY 2032-2036	Total Ten Year Plan
Planned Expenditures	$ -	$ -	$ -	$ -	$ -	$ -	$ 1,500,000	$ 1,500,000
Funding Schedule and Sources:								
General Fund	-	-	-	-	-	-	1,500,000	1,500,000
Other Sources:								
	-	-	-	-	-	-	-	-
	-	-	-	-	-	-	-	-
	-	-	-	-	-	-	-	-
Total	$ -	$ -	$ -	$ -	$ -	$ -	$ 1,500,000	$ 1,500,000
Estimated Operational Costs:								
Personal Service Costs	-	-	-	-	-	-	-	-
Operating Expenditures	-	-	-	-	-	-	-	-
Other	-	-	-	-	-	-	-	-
Total	$ -	$ -	$ -	$ -	$ -	$ -	$ -	$ -

CIP Project Form

Strategic Objective/Goal	Environmental Protection	Year Requested	FY 2026-2035
Capital Project Title	South Bonita Beach Restoration	Account Code	30.000.537.6305/ 30.250.537.5376305.53.63.53763.
Regulatory Mandated Project?	No	Estimated Completion	to be determined

Capital Project Description: Restore the shoreline that was eroded during Hurricanes Irene and Milton, from FDEP refernece marker R-230 south to the County Line at R-230, by placing approximately 70,000 cubic yards of sand along the proejct area.

Capital Improvement Plan

	Estimated Budget Carry-over as of Feb 28, 2026	FY 2027	FY 2028	FY 2029	FY 2030	FY 2031	FY 2032-2036	Total Ten Year Plan
Planned Expenditures	$ -	$ 1,000,000	$ 1,000,000	$ 500,000	$ -	$ -	$ -	$ 2,500,000
Funding Schedule and Sources:								
General Fund	-	1,000,000	1,000,000	500,000	-	-	-	2,500,000
Other Sources:								
Grant-FDEP	-	-	-	-	-	-	-	-
	-	-	-	-	-	-	-	-
Total	$ -	$ 1,000,000	$ 1,000,000	$ 500,000	$ -	$ -	$ -	$ 2,500,000
Estimated Operational Costs:								
Personal Service Costs	$ -	$ -	$ -	$ -	$ -	$ -	$ -	$ -
Operating Expenditures	-	-	-	-	-	-	-	-
Other	-	-	-	-	-	-	-	-
Total	$ -	$ -	$ -	$ -	$ -	$ -	$ -	$ -

CIP Project Form

Strategic Objective/Goal	Environmental Protection	Year Requested	FY 2025-2036
Capital Project Title	Beach Renourishment Ord 12-05	Account Code	30.611.537.6000/ 30.611.537.5376000.53.60.53760.
Regulatory Mandated Project?	No	Estimated Completion	on-going

Capital Project Description: The City is accumulating funds for the next beach renourishment.

Capital Improvement Plan

	Estimated Budget Carry-over as of Feb 28, 2026	FY 2027	FY 2028	FY 2029	FY 2030	FY 2031	FY 2032-2036	Total Ten Year Plan
Planned Expenditures	$ 200,000	$ 200,000	$ 200,000	$ 300,000	$ 300,000	$ 300,000	$ 1,500,000	$ 3,000,000
Funding Schedule and Sources:								
General Fund	200,000	200,000	200,000	300,000	300,000	300,000	1,500,000	3,000,000
Other Sources:								
To be Determined	-	-	-	-	-	-	-	-
		-	-	-	-			-
Total	$ 200,000	$ 200,000	$ 200,000	$ 300,000	$ 300,000	$ 300,000	$ 1,500,000	$ 3,000,000
Estimated Operational Costs:								
Personal Service Costs	-	-	-	-	-	-	-	-
Operating Expenditures	-	-	-	-	-	-	-	-
Other	-	-	-	-	-	-	-	-
Total	$ -	$ -	$ -	$ -	$ -	$ -	$ -	$ -

CIP Project Form

Strategic Objective/Goal	Strengthen City Finances	Year Requested	FY 2025-2034
Capital Project Title	Disaster Reserve Allocation	Account Code	30.000.525.4901/ 30.000.525.5254901.52.49.52549.
Regulatory Mandated Project?	No	Estimated Completion	to be determined

Capital Project Description: To ensure the City is in a strong financial position to handle any unusual or catastrophic event.

Capital Improvement Plan

	Estimated Budget Carry-over as of Feb 28, 2026	FY 2027	FY 2028	FY 2029	FY 2030	FY 2031	FY 2032-2036	Total Ten Year Plan
Planned Expenditures	$ -	$ 400,000	$ 400,000	$ 400,000	$ 400,000	$ 400,000	$ 2,000,000	$ 4,000,000
Funding Schedule and Sources:								
General Fund	-	400,000	400,000	400,000	400,000	400,000	2,000,000	4,000,000
Other Sources:	-	-					-	-
	-	-	-	-	-	-	-	-
		-	-	-	-	-	-	-
	-	-	-	-	-	-	-	-
Total	$ -	$ 400,000	$ 400,000	$ 400,000	$ 400,000	$ 400,000	$ 2,000,000	$ 4,000,000
Estimated Operational Costs:								
Personal Service Costs	$ -	$ -	$ -	$ -	$ -	$ -	$ -	$ -
Operating Expenditures	-	-	-	-	-	-	-	-
Other	-	-	-	-	-	-	-	-
Total	$ -	$ -	$ -	$ -	$ -	$ -	$ -	$ -

CIP Project Form

Strategic Objective/Goal	Government Transparency & Efficiency	Year Requested	FY 2025
Capital Project Title	Technology Equipment Replacement	Account Code	30.240.513.6401/ 30.240.513.5136401.51.64.51364.
Regulatory Mandated Project?		Estimated Completion	On-going

Capital Project Description: Technology Equipment Replacement, New Website, Servers Cloud Migration

Capital Improvement Plan

	Estimated Budget Carry-over as of Feb 28, 2026	FY 2027	FY 2028	FY 2029	FY 2030	FY 2031	FY 2032-2036	Total Ten Year Plan
Planned Expenditures	$ 346,172	$ -	$ -	$ 10,000		$ -	$ 50,000	$ 406,172
Funding Schedule and Sources:								
General Fund	$ 346,172	$ -	$ -	$ 10,000	$ 10,000	$ 10,000	$ 50,000	$ 426,172
Other Sources:								
		-	-	-	-	-	-	-
		-	-	-	-	-	-	-
		-	-	-	-	-	-	-
Total	$ 346,172	$ -	$ -	$ 10,000	$ 10,000	$ 10,000	$ 50,000	$ 426,172
Estimated Operational Costs:								
Personal Service Costs	$ -	$ -	$ -	$ -	$ -	$ -	$ -	$ -
Operating Expenditures	-	-	-	-	-	-	-	-
Other	-	-	-	-	-	-	-	-
Total	$ -	$ -	$ -	$ -	$ -	$ -	$ -	$ -

CIP Project Form

Strategic Objective/Goal	Other Capital Projects	Year Requested	FY 2025
Capital Project Title	Vehicle Major Repairs and Replacement Reserve	Account Code	30.270.519.6400/ 30.270.519.5196401.51.64.51964.
Regulatory Mandated Project?	No	Estimated Completion	On-Going

Capital Project Description: This project serves as a reserve to accumulate resources for timely replacement of City vehicles. Currently the fleet is very old and several vehicles are in need of replacement. The years beyond FY 2020 are funded to accumulate resources for future replacements.

Capital Improvement Plan

	Estimated Budget Carry-over as of Feb 28, 2026	FY 2027	FY 2028	FY 2029	FY 2030	FY 2031	FY 2032-2036	Total Ten Year Plan
Planned Expenditures	$ 90,000	$ 90,000	$ 90,000	$ 90,000	$ 90,000	$ 90,000	$ 550,000	$ 1,090,000
Funding Schedule and Sources:								
General Fund	90,000	90,000	90,000	90,000	90,000	90,000	550,000	1,090,000
Other Sources:								
	-	-	-	-	-	-	-	-
	-	-	-	-	-	-	-	-
	-	-	-	-	-	-	-	-
Total	$ 90,000	$ 90,000	$ 90,000	$ 90,000	$ 90,000	$ 90,000	$ 550,000	$ 1,090,000
Estimated Operational Costs:								
Personal Service Costs	-	-	-	-	-	-	-	-
Operating Expenditures	-	-	-	-	-	-	-	-
Other	-	-	-	-	-	-	-	-
Total	$ -	$ -	$ -	$ -	$ -	$ -	$ -	$ -

CIP Project Form

Strategic Objective/Goal	Affects all City business	Year Requested	FY 2025
Capital Project Title	City Facilities Major Repairs	Account Code	30.270.519.4924/ 30.240.519.5196200.51.62.51962.
Regulatory Mandated Project?	No	Estimated Completion	FY2025

Capital Project Description: Conduct renovations/ repairs for city facilities based on assesment report.

Capital Improvement Plan

	Estimated Budget Carry-over as of Feb 28, 2026	FY 2027	FY 2028	FY 2029	FY 2030	FY 2031	FY 2032-2036	Total Ten Year Plan
Planned Expenditures	$ 1,112,218	$ -	$ -	$ -	$ -	$ -	$ 500,000	$ 1,612,218
Funding Schedule and Sources:								
General Fund	1,112,218	-	-	-	-	-	500,000	1,612,218
Other Sources:								
	-	-	-	-	-	-	-	-
	-	-	-	-	-	-	-	-
	-	-	-	-	-	-	-	-
Total	$ 1,112,218	$ -	$ -	$ -	$ -	$ -	$ 500,000	$ 1,612,218
Estimated Operational Costs:								
Personal Service Costs	-	-	-	-	-	-	-	-
Operating Expenditures	-	-	-	-	-	-	-	-
Other	-	-	-	-	-	-	-	-
Total	$ -	$ -	$ -	$ -	$ -	$ -	$ -	-

CIP Project Form

Strategic Objective/Goal	Other Capital Projects	Year Requested	FY 2025
Capital Project Title	Security Upgrades in City Facilities	Account Code	30.270.519.4927/ 30.240.519.5196400.51.64.51964.
Regulatory Mandated Project?	No	Estimated Completion	On-going

Capital Project Description: Security Cameras throughout City buildings and properties to deter crime and facility destruction

Capital Improvement Plan

	Estimated Budget Carry-over as of Feb 28, 2026	FY 2027	FY 2028	FY 2029	FY 2030	FY 2031	FY 2032-2036	Total Ten Year Plan
Planned Expenditures	$ 209,578	$ 500,000	$ 100,000	$ 100,000	$ 50,000	$ 50,000	$ 500,000	$ 1,509,578
Funding Schedule and Sources:								
General Fund	209,578	500,000	100,000	100,000	50,000	50,000	500,000	1,509,578
Other Sources:	-	-	-	-	-	-	-	-
	-	-	-	-	-	-	-	-
	-	-	-	-	-	-	-	
Total	$ 209,578	$ 500,000	$ 100,000	$ 100,000	$ 50,000	$ 50,000	$ 500,000	$ 1,509,578
Estimated Operational Costs:								
Personal Service Costs	-	-	-	-	-	-	-	-
Operating Expenditures	-	-	-	-	-	-	-	-
Other	-	-	-	-	-	-	-	-
Total	$ -	$ -	$ -	$ -	$ -	$ -	$ -	$ -

CIP Project Form

Strategic Objective/Goal	Other Capital Projects	Year Requested	FY 2025
Capital Project Title	Emergency Response Facility (Old Library)	Account Code	30.631.572.6210/ 30.430.572.5726210.57.62.57262.
Regulatory Mandated Project?	No	Estimated Completion	To be determined

Capital Project Description: Repairs, design, and rebuild for the Emergency Response Facility **(**old Bonita Springs library) for the location of emergency management, neighborhood services, and public safety.

Capital Improvement Plan

	Estimated Budget Carry-over as of Feb 28, 2026	FY 2027	FY 2028	FY 2029	FY 2030	FY 2031	FY 2032-2036	Total Ten Year Plan
Planned Expenditures	$ 5,665,476	$ 500,000	$ 4,800,000	$ 717,270	$ 817,270	$ -	$ -	$ 12,500,016
Funding Schedule and Sources:								
General Fund	5,665,476	500,000	-	717,270	817,270	-	-	7,700,016
Other Sources:								
Grant Funding		-	4,800,000	-	-	-	-	4,800,000
		-	-	-	-	-	-	-
		-	-	-	-	-	-	-
Total	$ 5,665,476	$ 500,000	$ 4,800,000	$ 717,270	$ 817,270	$ -	$ -	$ 12,500,016
Estimated Operational Costs:								
Personal Service Costs	-	-	-	-	-	-	-	-
Operating Expenditures	-	-	-	-	-	-	-	-
Other	-	-	-	-	-	-	-	-
Total	$ -	$ -	$ -	$ -	$ -	$ -	$ -	-