

CITY OF BONITA SPRINGS
OFFICIAL AGENDA
CITY COUNCIL BUDGET WORKSHOP
WEDNESDAY, JULY 7, 2021
5:30 P.M.
CITY HALL
9101 BONITA BEACH ROAD
BONITA SPRINGS, FLORIDA 34135

TO SUBMIT YOUR PUBLIC COMMENT IN WRITING, PLEASE EMAIL THE CITY AT CITYMEETINGS@CITYOFBONITASPRINGS.ORG. ANY WRITTEN PUBLIC COMMENT MUST BE RECEIVED BY 2:00 P.M. ON JULY 7, 2021.

1. Call to Order
2. Pledge of Allegiance
3. Roll Call
4. Public Comment
5. Discussion of Florida Department of Environmental Protection Water Protection Grant Program in partnership with Bonita Springs Utilities (BSU)
6. Introduction of FY 2021-2022 Draft Operating Budget:
 - A. Review of Adopted Strategic Priorities
 - B. Overview of Preliminary Revenues and Fund Balance
 - C. FY 2021-2022 General Fund Budget Requests above Continuation Budget
7. Presentation of Preliminary Capital Improvement Plan
8. Mayor and Council Discussion
9. Public Comment
10. Adjournment

ANY PERSON REQUIRING SPECIAL ACCOMMODATIONS AT ANY OF THE MEETINGS BECAUSE OF A DISABILITY OR PHYSICAL IMPAIRMENT SHOULD CONTACT LISA ROBERSON, FINANCE DIRECTOR, AT 239-949-6262, AT LEAST 48 HOURS PRIOR TO THE MEETING. IF A PERSON DECIDES TO APPEAL A DECISION MADE BY THE COUNCIL IN ANY MATTER CONSIDERED AT THIS MEETING/HEARING, SUCH PERSON MAY NEED TO ENSURE THAT A VERBATIM RECORD OF THE PROCEEDING IS TO BE MADE, TO INCLUDE THE TESTIMONY AND EVIDENCE UPON WHICH ANY SUCH APPEAL IS TO BE BASED.



Florida Department of Environmental Protection

Water Protection Grant Program

White Paper

July 7, 2021

Grant Overview: The Florida Department of Environmental Protection (FDEP) announced the availability of grant funds for Water Protection Projects. \$16 million in funding is available statewide. Funding for the program will be State's Appropriation Funds for the FY2021-2022 budget.

The grant program provides funding for projects that reduce excess nutrient pollution within a basin management action plan (BMAP), alternative restoration plan adopted by final order or a rural area of opportunity. Eligible projects include onsite sewage treatment and disposal systems upgrades to enhanced nutrient-reducing systems, projects to construct, upgrade or expand facilities to provide advanced waste treatment and *septic to sewer connections*. *Florida's statutory provisions prioritize septic to sewer connections.*¹

Key funding considerations include the estimated reduction in nutrient load per project; project readiness; the cost-effectiveness; the overall environmental benefit, project location; availability of matching funds and the projected water savings or quantity improvements associated with a project.

The program is subject to appropriations and requires a 50% local match.

Proposed Grant Application: At the June 16, 2021, City Council meeting, Councilman Forbes discussed the Water Protection Grant announcement. Following discussions along City Council members, staff was directed to investigate the possibility of a joint partnership with Bonita Springs Utilities (BSU) to identify potential neighborhoods currently on septic systems and that would benefit from converting to a sewer system. City Council requested that areas identified particularly located in the Spring Creek and Imperial River Watershed's be given priority.

Preliminary Findings: Staff met with BSU representatives on Tuesday, June 29 to discuss the potential joint partnership application for grant funding. During the meeting two (2) neighborhoods were identified that would potentially be good candidates for septic to sewer conversion projects. Both neighborhoods are located within the Imperial River Watershed Area. The chosen neighborhoods experienced severe flooding and had standing water in their neighborhoods for an extended period of time as a result of the storm known as Invest 92L and two weeks later experienced Hurricane Irma. BSU has invested approximately \$300,000 for construction plans for

¹ FDEP website Water Protection Program, Protecting Together webpage announcing Request for Proposals.

both neighborhoods and consider these plans to be “shovel ready projects” following the bidding process for a construction contractor. The characteristics of the two neighborhoods as determined in 2000 are as follows:

1. Neighborhood #1 has:
 - a. 143 residential units
 - b. Structures constructed between 1961 and 2018
 - c. Median home built in 2006
 - d. Median value of structures is \$218,127 (vacant lots not included)
 - e. Engineering design completed - \$154,930
 - f. Construction cost is estimated at \$4,100,000 and includes:
 - i. Collection system cost per unit - \$28,671
 - ii. ANC Fee (Aid-in-New Construction)² - \$3,925

2. Neighborhood #2 has:
 - a. 48 residential units
 - b. Structures constructed between 1973 and 2017
 - c. Median home built in 1999
 - d. Median value of structures is \$243,048
 - e. Engineering design completed - \$114,200
 - f. Construction cost is estimated at \$1,900,000 and includes:
 - i. Collection system cost per unit - \$39,583
 - ii. ANC Fee - \$3,925

Discussion Points: The following are issues/questions for Council consideration in order to submit the grant application.

1. Scope of work: A separate application for each neighborhood to enhance chances of funding
 - i. Neighborhood #1 Grant request - \$2,050,000
 - ii. Neighborhood #2 Grant request - \$950,000

2. Match requirement is 50%
 - a. 25% of match will come from the City.
 - i. Neighborhood #1 - \$1,025,000
 - ii. Neighborhood #2 - \$475,000
 - b. Source of City funds
 - i. General Funds
 - ii. U.S. Treasury recent allocation (American Rescue Plan Funds)
 - c. 25% match will come from the Neighborhood #1 and #2 residents
 - i. Paid up front by BSU

² The ANC fee is similar to an impact fee that defrays a portion of the cost of providing treatment plant capacity for service to the property. The BSU wastewater ANC Fee for a single family residential unit is \$3,925.

- ii. Cost recovered by BSU through a Special Service Charge (assessment) paid back over time by neighborhood residents.
- iii. Target Special Service Charge is \$50 per unit (in addition to monthly wastewater bill).

City of Bonita Springs, Florida

Annual Operating Budget & Capital Improvement Budget Fiscal Year 2021-2022



**Mayor
Rick Steinmeyer**

**Deputy Mayor
Mike Gibson, District 5**

**City Council
Amy Quaremba, District 1
Jesse Purdon, District 2
Laura Carr, District 3
Chris Corrie, District 4
Fred Forbes, District 6**

Prepared by the City of Bonita Springs Staff under the direction of:
**Arleen Hunter, City Manager
Matt Feeney, Assistant City Manager**

Finance Team:
**Lisa Griggs Roberson, Finance Director
Clara Fette, Supervising Accountant
Brenda Reetz, Compliance Administrator
Melissa Stout, Accounting Technician**



Page intentionally left blank

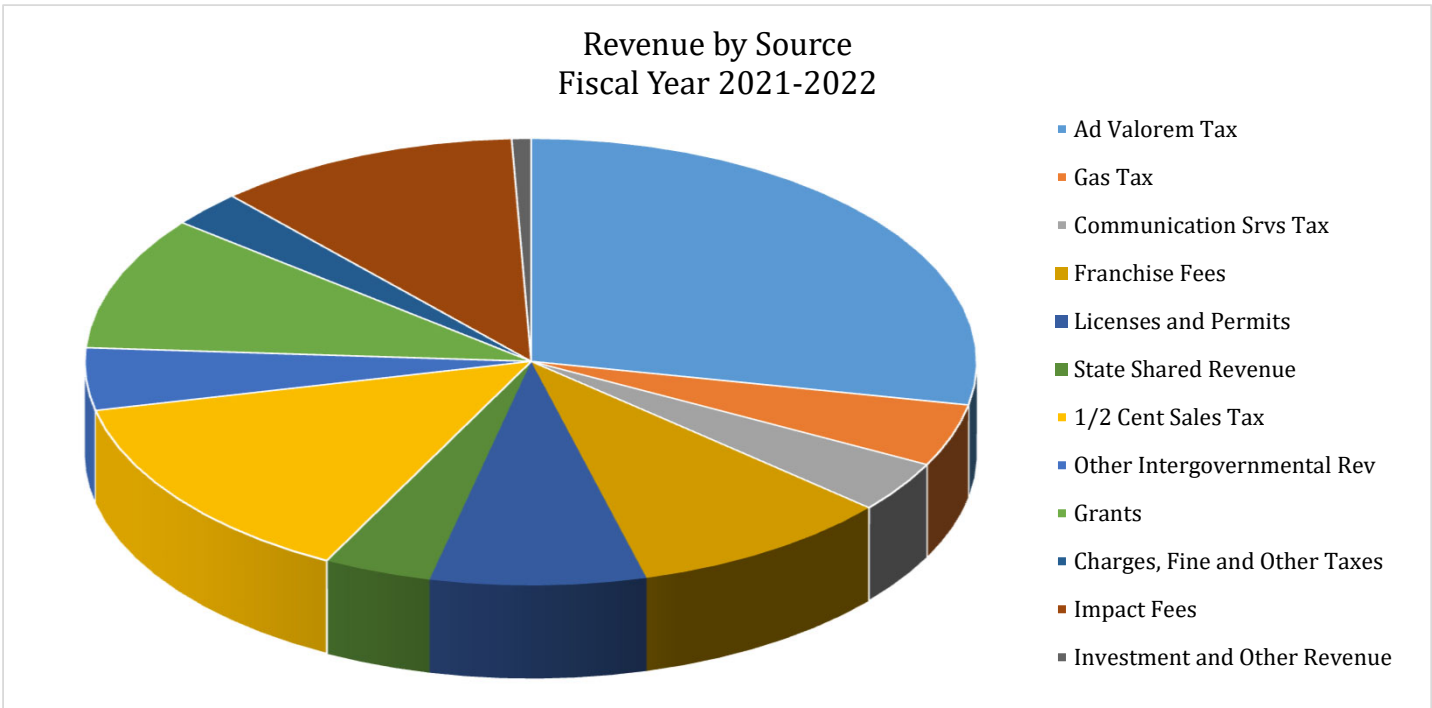
Budget Highlights

The following schedule presents a summary of total Revenues for all funds by Category:

	Actual 2019-2020	Budget 2020-2021	Expected 2020-2021	Proposed 2021-2022		+/- Budget
Ad Valorem Tax	8,899,713	9,249,072	9,249,070	9,674,000	28.2%	\$ 424,928
Gas Tax	1,538,578	1,510,293	1,525,000	1,525,000	4.5%	14,707
Communication Svcs Tax	1,325,270	1,295,827	1,273,000	1,273,000	3.7%	(22,827)
Franchise Fees	3,186,236	2,923,256	3,201,000	3,265,000	9.5%	341,744
Licenses and Permits	4,504,998	3,764,000	3,820,400	2,676,400	7.8%	(1,087,600)
State Shared Revenue	1,245,781	1,298,631	1,312,000	1,332,000	3.9%	33,369
1/2 Cent Sales Tax	4,318,235	4,227,165	4,700,000	4,747,000	13.9%	519,835
Other Intergovernmental Revenue	1,146,171	1,457,044	1,447,040	1,548,270	4.5%	91,226
Grants	1,607,565	36,812,403	36,812,403	3,318,200	9.7%	(33,494,203)
Charges, Fine and Other Taxes	927,130	823,300	1,132,700	903,200	2.6%	79,900
Impact Fees	4,571,675	2,720,295	5,880,000	3,754,700	11.0%	1,034,405
Investment and Other Revenue	605,970	541,805	249,191	251,000	0.7%	(290,805)
Total Revenues	\$ 33,877,322	\$ 66,623,091	\$ 70,601,804	\$ 34,267,770	100.0%	\$(32,355,321)

% of Revenue Unrestricted ¹	59%	30%	29%	61%
% of Revenue Restricted as to Use ¹	41%	70%	71%	39%

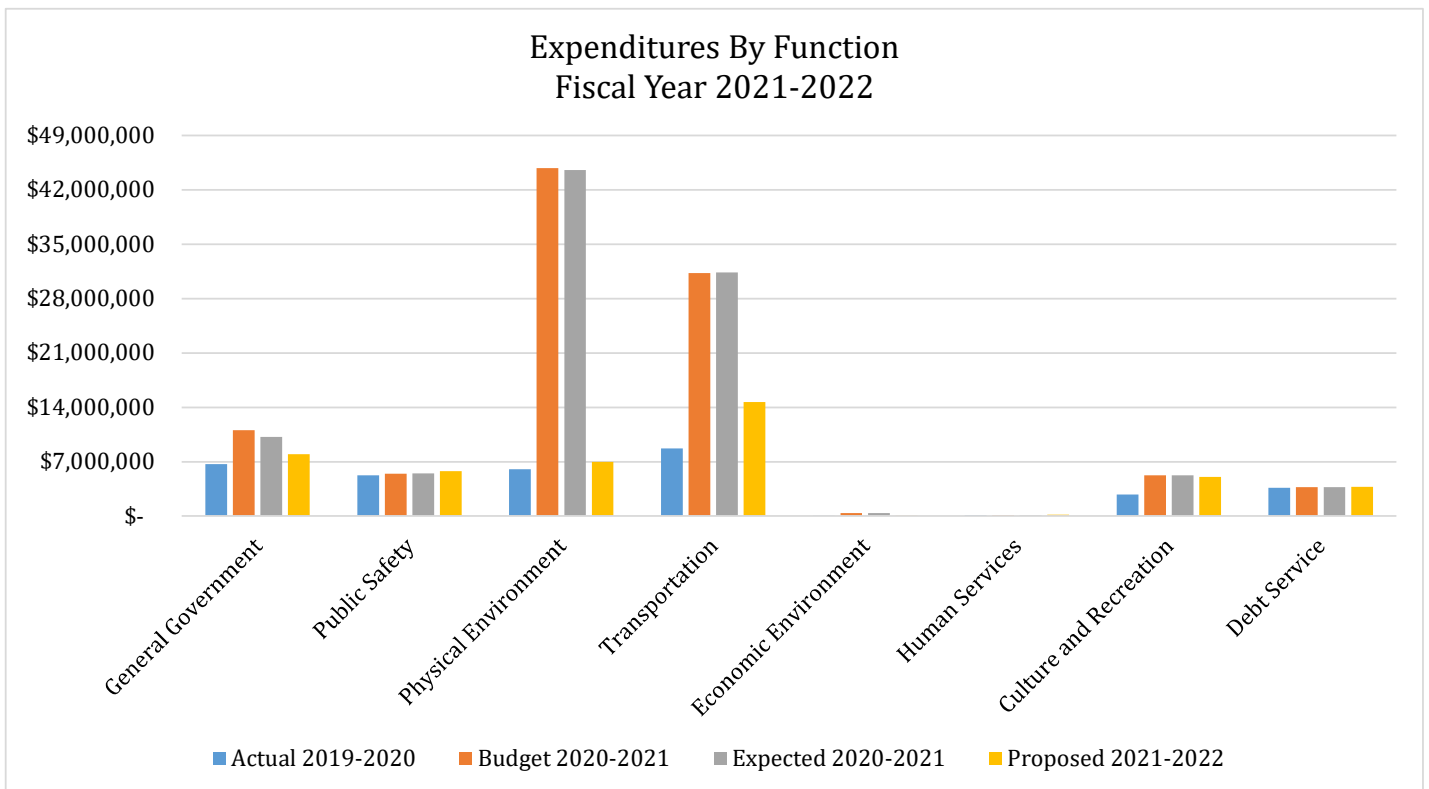
¹ Unrestricted revenues may be used to meet the government’s ongoing needs of citizens and obligations to creditors. Restricted revenues can only be used for a specific purpose for which it was approved.



Budget Highlights

The following schedule presents a summary of Expenditures for all funds by Function:

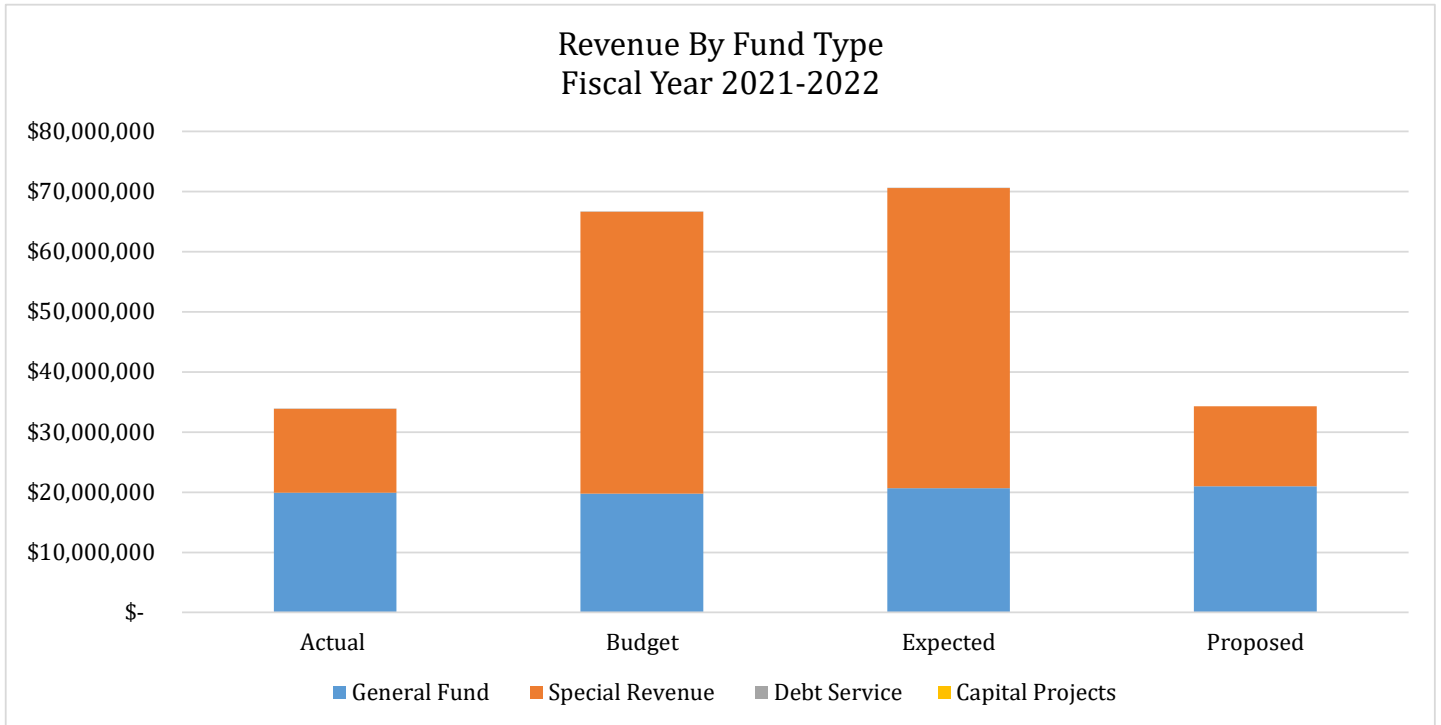
	Actual 2019-2020	Budget 2020-2021	Expected 2020-2021	Proposed 2021-2022		+/- Budget
General Government	\$ 6,697,824	\$ 11,053,171	\$ 10,217,334	\$ 7,980,712	18.1%	\$ (3,072,459)
Public Safety	5,274,453	5,445,644	5,501,089	5,792,688	13.0%	347,044
Physical Environment	6,023,464	44,815,280	44,531,137	6,995,204	15.7%	(37,820,076)
Transportation	8,728,029	31,307,073	31,385,208	14,691,341	33.0%	(16,615,732)
Economic Environment	52,075	400,844	400,844	27,550	0.1%	(373,294)
Human Services (Animal Control)	143,449	156,826	150,826	194,186	0.4%	37,360
Culture and Recreation	2,800,367	5,273,570	5,269,764	5,046,377	11.3%	(227,193)
Debt Service	3,633,088	3,744,746	3,744,746	3,755,520	8.4%	10,774
Total Expenditures	\$ 33,352,749	\$ 102,197,154	\$ 101,200,948	\$ 44,483,578	100.0%	\$ (57,713,576)



Budget Highlights

Summarized below are the Revenues by Fund Type:

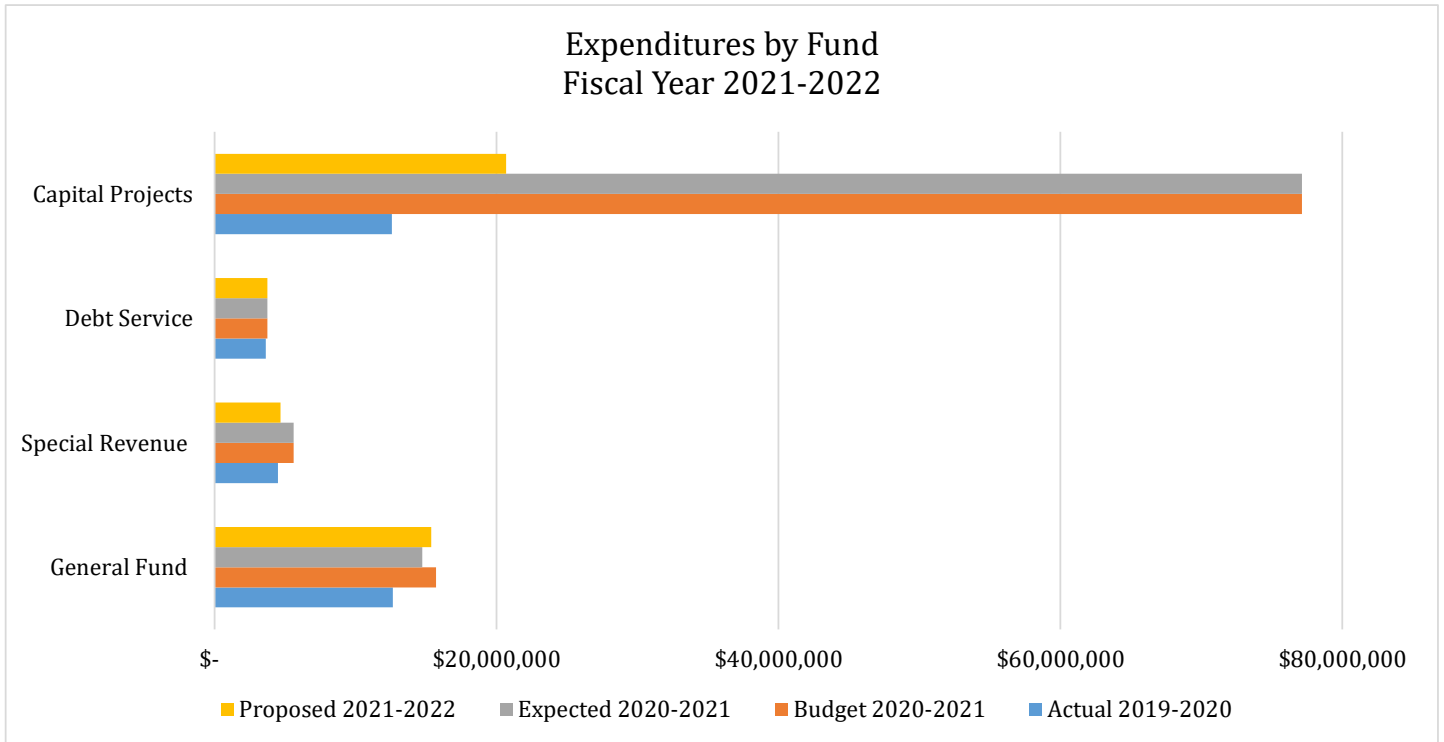
	Actual 2019-2020	Budget 2020-2021	Expected 2020-2021	Proposed 2021-2022		+/- Budget
General Fund	\$ 19,914,821	19,758,988	\$ 20,686,580	\$ 20,985,170	61.2%	\$ 1,226,182
Special Revenue	13,957,207	46,862,103	49,913,224	13,282,600	38.8%	(33,579,503)
Debt Service	5,294	2,000	2,000	-	0.0%	(2,000)
Capital Projects	-	-	-	-	0.0%	-
Total Revenues	\$ 33,877,322	66,623,091	\$ 70,601,804	\$ 34,267,770	100.0%	\$(32,355,321)



Budget Highlights

Summarized below are the Expenditures by Fund Type:

	Actual 2019-2020	Budget 2020-2021	Expected 2020-2021	Proposed 2021-2022		+/- Budget
General Fund	\$ 12,644,125	15,719,261	\$ 14,723,055	\$ 15,364,640	34.6%	\$ (354,621)
Special Revenue	4,505,335	5,607,483	5,607,483	4,682,868	10.5%	(924,615)
Debt Service	3,633,088	3,744,746	3,744,746	3,755,520	8.4%	10,774
Capital Projects	12,570,204	77,125,664	77,125,664	20,680,550	46.5%	(56,445,114)
Total Expenditures	\$ 33,352,752	102,197,154	\$ 101,200,948	\$ 44,483,578	100.0%	\$ (57,713,576)



FY 2022 Budget At A Glance

	Projected Unassigned Fund Balance Oct. 1, 2021	Operating & Disaster Reserves	Revenues	Transfers from Other Funds	Total Sources of Funds	Expenditures	Transfers to Other Funds	Operating & Disaster Reserves	Projected Unassigned Fund Balance Sept. 30, 2022	Net Differences
General Fund	\$ 8,825,750	\$ 5,500,000	\$ 20,985,170	\$ -	\$ 35,310,920	\$ 15,364,640	\$ 8,550,290	\$ 5,200,000	\$ 6,195,990	\$ (2,929,760)
Special Revenue Funds:										
Gas Tax Fund	1,220,238	-	1,828,000	-	3,048,238	1,198,268	1,841,600	-	8,370	(1,211,868)
Grant Fund	-	-	3,318,200	40,000	3,358,200	80,000	3,278,200	-	-	-
Road Impact Fees Fund	6,490,630	-	3,552,000	-	10,042,630	-	8,462,810	-	1,579,820	(4,910,810)
Park Impact Fees Fund	1,250,250	-	262,700	-	1,512,950	-	1,200,000	-	312,950	(937,300)
Stormwater Fund	886,800	-	1,011,100	-	1,897,900	520,380	-	-	1,377,520	490,720
Building Fund	6,999,140	-	1,637,000	-	8,636,140	2,884,220	-	-	5,751,920	(1,247,220)
Downtown Area Revenue Sharing Fund	621,920	-	1,673,600	-	2,295,520	-	1,073,570	-	1,221,950	600,030
Total Special Revenue	17,468,978	-	13,282,600	40,000	30,791,578	4,682,868	15,856,180	-	10,252,530	(7,216,448)
Debt Service Funds	69,600	-	-	3,685,920	3,755,520	3,755,520	-	-	-	(69,600)
Capital Projects Fund	-	-	-	20,680,550	20,680,550	20,680,550	-	-	-	-
Total All Funds	\$ 26,364,328	\$ 5,500,000	\$ 34,267,770	\$ 24,406,470	\$ 90,538,568	\$ 44,483,578	\$ 24,406,470	\$ 5,200,000	\$ 16,448,520	\$ (10,215,808)

FY 2021 Expected Amounts At A Glance

	Unassigned and Restricted Fund Balance Oct. 1, 2020	Operating & Disaster Reserves	Revenues	Transfers from Other Funds	Total Sources of Funds	Expenditures	Transfers to Other Funds	Operating & Disaster Reserves	Projected Unassigned Fund Balance Sept. 30, 2021	Net Differences
General Fund	\$18,509,076	\$5,500,000	\$ 20,686,580	\$ 1,615,000	\$ 46,310,656	\$ 14,723,055	\$ 17,261,851	\$ 5,500,000	\$ 8,825,750	\$ (9,683,326)
Special Revenue Funds:										
Gas Tax Fund	4,595,554	-	1,828,000	-	6,423,554	1,197,000	4,006,316	-	1,220,238	(3,375,316)
Grant Fund	-	-	36,812,403	40,000	36,852,403	80,000	36,772,403	-	-	-
Road Impact Fees Fund	20,989,630	-	5,350,191	-	26,339,821	-	19,849,191	-	6,490,630	(14,499,000)
Park Impact Fees Fund	2,647,742	-	590,000	-	3,237,742	-	1,987,492	-	1,250,250	(1,397,492)
Stormwater Fund	887,800	-	1,511,100	-	2,398,900	1,512,100	-	-	886,800	(1,000)
Building Fund	8,701,223	-	2,301,000	-	11,002,223	2,818,383	1,184,700	-	6,999,140	(1,702,083)
Downtown Area Revenue Sharing Fund	175,040	-	1,520,530	-	1,695,570	-	1,073,650	-	621,920	446,880
Total Special Revenue	37,996,989	-	49,913,224	40,000	87,950,213	5,607,483	64,873,752	-	17,468,978	(20,528,011)
Debt Service Funds	450,730	-	2,000	3,361,617	3,814,347	3,744,747	-	-	69,600	(381,130)
Capital Projects Fund	6,678	-	-	77,125,664	77,132,342	77,125,664	6,678	-	-	(6,678)
Total All Funds	\$ 56,963,473	\$ 5,500,000	\$ 70,601,804	\$ 82,142,281	\$ 215,207,558	\$ 101,200,949	\$ 82,142,281	\$ 5,500,000	\$ 26,364,328	\$ (30,599,145)

Budget Summary

	General Fund	Special Revenue	Debt Service	Capital Projects	Total Governmental Funds
Prior Year Surplus/ Beginning Fund Balance	\$ 14,325,750	\$ 17,468,978	\$ 69,600	\$ -	\$ 31,864,328
Revenues					
Ad Valorem Tax	9,363,000	311,000	-	-	9,674,000
Gas Tax	-	1,525,000	-	-	1,525,000
Communication Services Tax	1,273,000	-	-	-	1,273,000
Other Taxes	30,000	-	-	-	30,000
Franchise Fees	3,265,000	-	-	-	3,265,000
Licenses and Permits	65,300	1,607,000	-	-	1,672,300
Intergovernmental Revenues	5,972,670	4,972,800	-	-	10,945,470
Charges for Services	770,800	1,008,100	-	-	1,778,900
Fines and Forfeitures	102,400	-	-	-	102,400
Impact Fees	-	3,754,700	-	-	3,754,700
Investment Earnings	90,000	104,000	-	-	194,000
Other Miscellaneous Revenues	53,000	-	-	-	53,000
Total Revenues	20,985,170	13,282,600	-	-	34,267,770
Other Financing Sources					
Transfers from Other Funds	-	40,000	3,685,920	20,680,550	24,406,470
Total Sources of Funds	\$ 35,310,920	\$ 30,791,578	\$ 3,755,520	\$ 20,680,550	\$ 90,538,568
Expenditures					
General Government	6,370,712	-	-	1,610,000	7,980,712
Public Safety	2,828,468	2,964,220	-	-	5,792,688
Physical Environment	477,844	520,380	-	5,996,980	6,995,204
Transportation	3,058,573	1,198,268	-	10,434,500	14,691,341
Economic Environment	27,550	-	-	-	27,550
Human Services	194,186	-	-	-	194,186
Culture and Recreation	2,407,307	-	-	2,639,070	5,046,377
Debt Service	-	-	3,755,520	-	3,755,520
Total Expenditures	15,364,640	4,682,868	3,755,520	20,680,550	44,483,578
Surplus (deficit)	5,620,530	8,639,732	(69,600)	-	14,190,662
Transfers to Other Funds	8,550,290	15,856,180	-	-	24,406,470
<i>Change in Fund Balance</i>	<i>(2,929,760)</i>	<i>(7,216,448)</i>	<i>(69,600)</i>	<i>-</i>	<i>(10,215,808)</i>
Fund Balances Available for:					
Capital Projects and Operations	6,195,990	3,123,090	-	-	9,319,080
Debt Service	-	-	-	-	-
Stormwater	-	1,377,520	-	-	1,377,520
Building Permit Fees Fund	-	5,751,920	-	-	5,751,920
Operating Reserves	4,200,000	-	-	-	4,200,000
Disaster Reserves	1,000,000	-	-	-	1,000,000
Total Ending Fund Balance	11,395,990	10,252,530	-	-	21,648,520
Total Use of Funds	\$ 35,310,920	\$ 30,791,578	\$ 3,755,520	\$ 20,680,550	\$ 90,538,568

General Fund Revenue Summary

	Actual 2019-2020	Budget 2020-2021	Expected 2020-2021	Proposed 2021-2022	+/- Budget
3110000 Ad Valorem Taxes	\$ 8,672,925	\$ 8,993,781	\$ 8,993,780	\$ 9,363,000	\$ 369,219
3150000 Local Communication Services Tax	1,325,270	1,295,827	1,273,000	1,273,000	(22,827)
3160000 Business Tax	34,839	25,000	30,000	30,000	5,000
3190000 Pari-Mutuel License	6,600	-	-	-	-
Taxes Total	10,039,634	10,314,608	10,296,780	10,666,000	351,392
3231000 Franchise Fees-Electricity	2,824,814	2,567,756	2,825,000	2,882,000	314,244
3234000 Franchise Fees-Gas	62,516	57,500	71,000	72,000	14,500
3237000 Franchise Fees-Solid Waste	298,906	298,000	305,000	311,000	13,000
Franchise Fees Total	3,186,236	2,923,256	3,201,000	3,265,000	341,744
3290000 Other Permits and Fees	24,501	20,000	25,000	26,000	6,000
3290005 Environmental Services	715	600	1,000	1,000	400
3290000 Rental Permits	26,600	27,300	5,400	26,300	(1,000)
3290003 Registration Fee	2,910	2,000	9,000	8,000	6,000
3290000 Special Events/Sponsorships	5,650	6,000	900	4,000	(2,000)
Licenses & Permits Total	60,376	55,900	41,300	65,300	9,400
3351200 State Shared Revenues	964,841	1,012,153	1,020,000	1,040,000	27,847
3351400 Mobile Home Licenses	37,416	40,000	42,000	42,000	2,000
3351500 Alcoholic Beverage Licenses	61,334	57,000	45,000	45,000	(12,000)
3351800 Half-cent Sales Tax	4,318,235	4,227,165	4,700,000	4,747,000	519,835
3354901 Florida DOT-US41 Light Maint	92,041	94,801	94,800	98,670	3,869
Intergovernmental Total	5,473,867	5,431,119	5,901,800	5,972,670	541,551
3472000 Parks & Recreation Revenue	77,639	90,000	60,000	61,200	(28,800)
3472001 Pool Revenue	11,187	18,000	15,000	15,300	(2,700)
3490000 Other Charges for Services	8,009	11,500	15,000	15,300	3,800
3419000 Planning & Zoning Fees	358,260	375,000	450,000	459,000	84,000
3419001 Hurricane Mitigation	25,560	40,000	2,600	2,700	(37,300)
3419002 Cost Recovery - Professional Service	18,026	10,000	12,000	12,200	2,200
3437000 Conservation & Resource Mgmt	117,800	96,300	110,000	112,200	15,900
3490001 Convenience Fee	70,828	50,000	90,000	91,800	41,800
3474000 Special Events Revenue	177	1,500	1,100	1,100	(400)
3413000 Impact Fee Administrative Cost	45,413	-	-	-	-
Charges for Service Total	732,899	692,300	755,700	770,800	78,500
3515000 Fine and Forfeitures	24,315	26,000	22,000	22,400	(3,600)
3540000 Code Enforcement Fines-Local	128,477	80,000	325,000	80,000	-
Fines & Forfeitures Total	152,792	106,000	347,000	102,400	(3,600)
3611000 Interest Income	196,054	175,000	90,000	90,000	(85,000)
Interest Income Total	196,054	175,000	90,000	90,000	(85,000)
3620000 Rents and Royalties	22,831	30,000	20,000	20,000	(10,000)
3699000 Other Miscellaneous Revenue	37,726	22,805	26,000	26,000	3,195
3690002 Restricted Bldg Code Surcharge	7,766	8,000	7,000	7,000	(1,000)
3660000 Contributions	4,640	-	-	-	-
Miscellaneous Revenue Total	72,963	60,805	53,000	53,000	(7,805)
Total Revenue	19,914,821	19,758,988	20,686,580	20,985,170	1,226,182
Other Financing Sources					
3810013 Transfer from Grant Fund	313,822	1,600,000	1,600,000	-	(1,600,000)
3810020 Transfer from Debt Service Fund	2,171,936	-	-	-	-
3810019 Transfer from Building Fees Fund	-	15,000	15,000	-	(15,000)
Total Other Financing Sources	2,485,758	1,615,000	1,615,000	-	(1,615,000)
Total Revenue & Other Financing Sources	\$ 22,400,579	\$ 21,373,988	\$ 22,301,580	\$ 20,985,170	\$ (388,818)

Ad Valorem Taxes

Legal Authorization

Florida Statutes §166.211, authorizes the City of Bonita Springs, in a manner not inconsistent with general law, to levy Ad Valorem taxes on real and tangible personal property in an amount not to exceed 10 mills. Ad Valorem Taxes are also known as property taxes.

Major Assumptions

For tax year 2021, the preliminary property values reflect an increase in total taxable value of 4.65%.

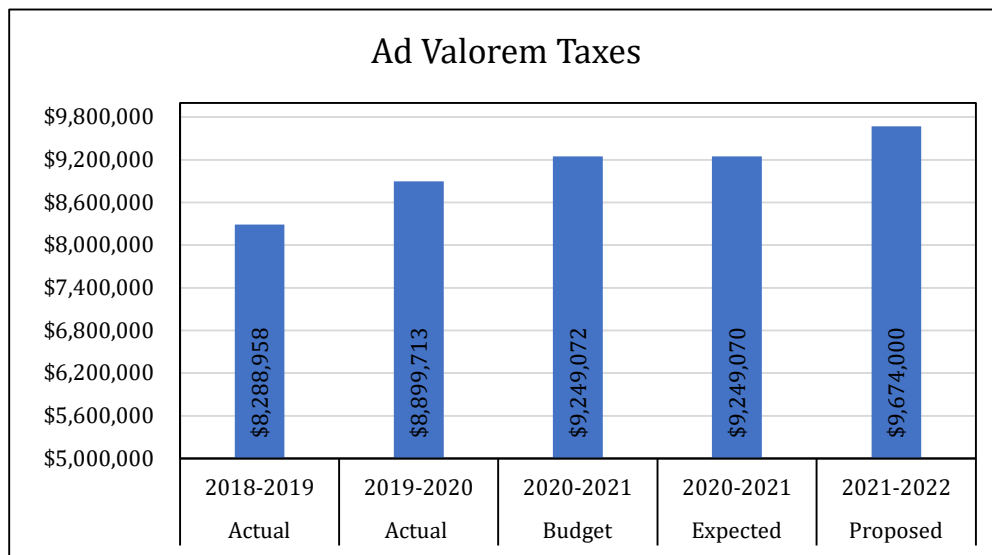
Fee Schedule

The millage rate for the City of Bonita Springs will be set by City Council, for the tax year 2021, and will levy an annual tax for said year.

Revenue Trends

Tax Year	Just Assessed Value	Taxable Value	% Over (Under) Prior Year	Millage Rate	Rolled Back Rate	% Over (Under) Rolled Back Rate	Revenue Collected/ Budgeted
2018	12,872,069,667	10,519,635,010	5.36%	0.8173	0.7983	2.38%	8,288,958
2019	13,721,289,090	11,292,473,193	7.35%	0.8173	0.7924	3.14%	8,899,713
2020	14,120,984,473	11,779,983,489	4.32%	0.8173	0.8015	1.97%	9,249,070
2021 ¹	14,853,758,000	12,328,042,000	4.65%	0.8173	n/a	n/a	9,674,000

	Actual 2018-2019	Actual 2019-2020	Budget 2020-2021	Expected 2020-2021	Proposed 2021-2022
General Fund	\$8,098,550	\$8,672,925	\$8,993,781	\$8,993,780	\$9,363,000
Downtown Area	190,408	226,788	255,291	255,290	311,000
	\$8,288,958	\$8,899,713	\$9,249,072	\$9,249,070	\$9,674,000



¹ Values are subject to change during the Value Adjustment Board process which typically ends in March.

Communication Services Tax

Legal Authorization

Florida Statutes §202.19, authorizes the City to adopt Local Communication Services Tax (CST). The City adopted Ordinance 2016-16 authorized an increase in the rate from 1.82% to 3.61%. This increase became effective on January 1, 2017, and sunsets December 31, 2022.

Major Assumptions

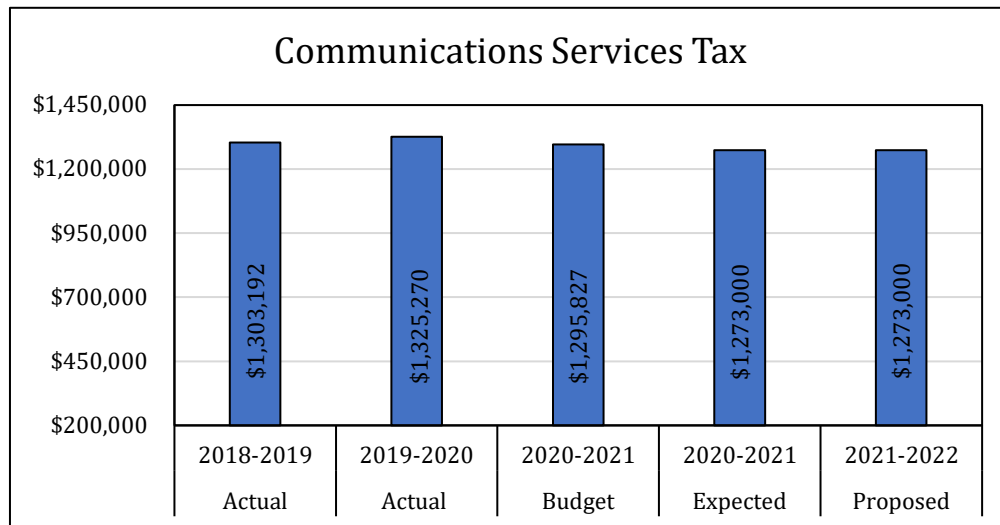
On August 15, 2016, City Council approved Ordinance 2016-16, which authorized an increase in the rate to 3.61% from 1.82%. This increase became effective on January 1, 2017. City Council, by Florida Statutes §202.21, can increase only upon adoption by Ordinance before September 1st of any year for an increase beginning on January 1st of the following year with a maximum of 5.22% allowed. Revenue estimates and allocations are provided by the State.

Fee Schedule

All payment schedules are established by Florida Statutes §202.20 and are received monthly for the prior month's collection.

Revenue Trends

	Actual 2018-2019	Actual 2019-2020	Budget 2020-2021	Expected 2020-2021	Proposed 2021-2022
General Fund	\$ 657,011	\$1,325,270	\$1,295,827	\$1,273,000	\$1,273,000
Capital Projects & Debt	646,181	-	-	-	-
	<u>\$1,303,192</u>	<u>\$1,325,270</u>	<u>\$1,295,827</u>	<u>\$1,273,000</u>	<u>\$1,273,000</u>



Franchise Fees

Legal Authorization

The City of Bonita Springs Ordinances 2016-15 (electrical), 2004-09 (gas), 2002-14 (water/sewer), and 2004-02 (cable) grant the non-exclusive right, privilege or franchise to construct, maintain, and operate, under, upon, over and across the present or future streets for the respective services. The County's solid waste franchise fee share with the City is pursuant to an Interlocal Agreement.

Major Assumptions


Current franchise fees are: Electrical, 4% (5% maximum); Gas, 6%, Solid Waste, set by the County. City Council has the option to increase electrical franchise fees once annually and Lee County has the ability to increase the solid waste franchise fee. Ordinance 2016-15, approved an increase in the electrical franchise fee to 4% (from 3%), with a sunset date on the increase of December 31, 2022. Revenue estimates are based upon trend analysis.

Fee Schedule

Contained in City Ordinances

Revenue Trends

	Actual 2018-2019	Actual 2019-2020	Budget 2020-2021	Expected 2020-2021	Proposed 2021-2022
Electrical - General Fund	\$2,169,873	\$2,824,814	\$2,567,756	\$2,825,000	\$2,882,000
Electrical - Capital Projects Debt	723,291	-	-	-	-
Gas	57,578	62,516	57,500	71,000	72,000
Solid Waste	300,821	298,906	298,000	305,000	311,000
	\$3,251,563	\$3,186,236	\$2,923,256	\$3,201,000	\$3,265,000



Shared State Revenues

Legal Authorization

The Shared State Revenues are comprised of a variety of fees and taxes collected by the State and distributed to municipalities based on formulas established by appropriate Florida Statutes. The Municipal Revenue Sharing apportionment of Sales Tax for municipalities is discussed in Florida Statutes §218.245. The Cigarette Tax is levied by Florida Statutes §210.02 and was consolidated into the State Shared Revenue proceeds in Fiscal Year 2000-2001. Local Government Half Cent Sales Tax distributions are provided for in Florida Statutes §218.61.

Major Assumptions

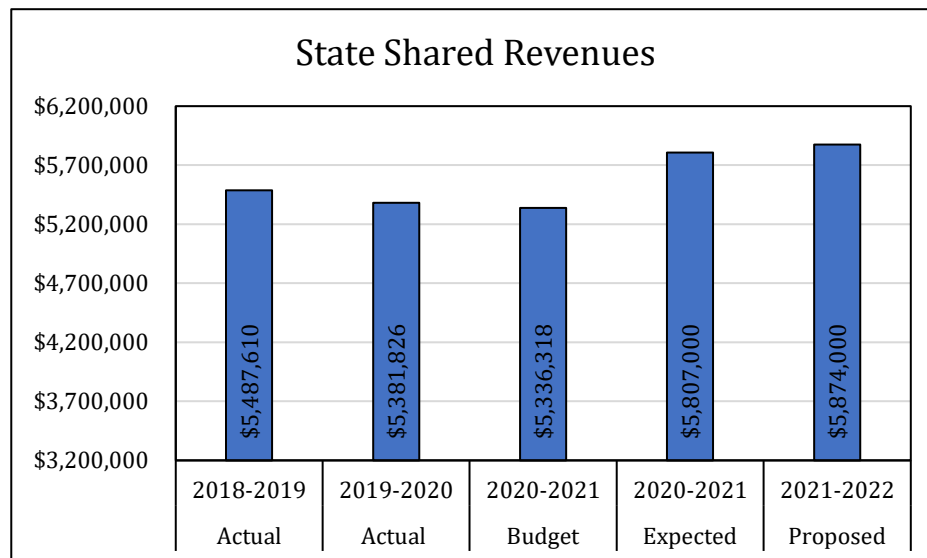
Revenue estimates and allocations are provided by the State.

Fee Schedule

All payment schedules are established by Florida Statutes. Revenue Sharing is received monthly based upon an apportionment formula. Mobile Home Licenses and Half Cent Sales Tax are received monthly for the prior two month's collection, i.e., January collections are received in March. Alcoholic Beverage Licenses are received quarterly for the prior quarter's collections.

Revenue Trends

	Actual 2018-2019	Actual 2019-2020	Budget 2020-2021	Expected 2020-2021	Proposed 2021-2022
State Shared Revenue-Sales Tax	\$ 966,059	\$ 964,841	\$1,012,153	\$1,020,000	\$1,040,000
Mobile Home Licenses	46,033	37,416	40,000	42,000	42,000
Alcoholic Beverage Licenses	34,627	61,334	57,000	45,000	45,000
Half Cent Sales Tax	4,440,891	4,318,235	4,227,165	4,700,000	4,747,000
	\$5,487,610	\$5,381,826	\$5,336,318	\$5,807,000	\$5,874,000



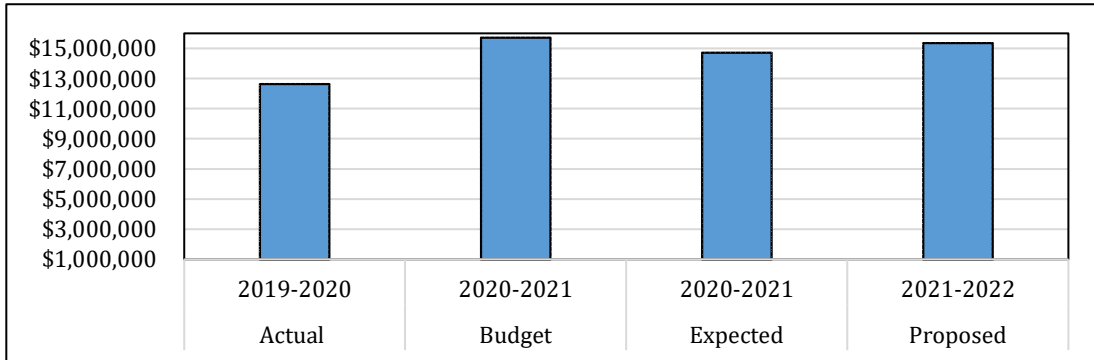
General Fund Expenditure Summary

	Actual 2019-2020	Budget 2020-2021	Expected 2020-2021	Proposed 2021-2022	+/- Budget
Personal Services	\$ 4,389,058	\$ 4,787,830	\$ 4,598,150	\$ 5,055,519	\$ 267,689
Operating Expenditures	8,030,947	10,445,869	9,664,575	10,226,446	(219,423)
Capital Outlay	224,120	485,562	460,330	82,675	(402,887)
<i>Total Operating Expenditures</i>	<i>12,644,125</i>	<i>15,719,261</i>	<i>14,723,055</i>	<i>15,364,640</i>	<i>(354,621)</i>
Transfers to Other Funds	1,776,091	17,261,851	17,261,851	8,550,290	(8,711,561)
	\$ 14,420,216	\$ 32,981,112	\$ 31,984,906	\$ 23,914,930	\$(9,066,182)
Full Time Equivalent Positions	57.5	56.0	56.0	55.0	
<i>Expenditures by Cost Center:</i>					
City Council					
City Council (101.511-554)	\$ 383,157	\$ 487,425	\$ 488,082	\$ 460,989	\$ (26,436)
Boards & Committees (102.5xx)	33,113	89,184	76,000	77,000	(12,184)
City Manager					
City Manager (201.512)	417,730	496,609	497,036	520,684	24,075
Law Enforcement (220.521)	1,824,641	1,925,324	1,924,813	2,047,554	122,230
City Attorney (301.514)	546,230	776,241	773,921	788,344	12,103
Financial and Administrative Services					
Admin Services/City Clerk (401.513)	383,432	485,052	485,052	400,041	(85,011)
Human Resources (410.513)	59,606	23,400	23,400	68,400	45,000
Finance (501.513) - Page 48	514,421	606,207	606,207	764,046	157,839
Communications and Facilities					
City Hall (402.513)	170,889	185,679	185,679	235,500	49,821
Communications (430.513)	440,525	489,396	489,396	558,997	69,601
Special Events (430.574)	136,670	178,300	178,300	202,300	24,000
Information Technologies (240.513)	148,055	191,763	217,266	217,310	25,547
Development Services					
Planning/Zoning (211.515)	1,763,581	1,869,269	1,871,769	1,892,751	23,482
Neighborhood Services					
Neighborhood Services (230.524)	680,318	680,590	652,685	750,184	69,594
Emergency Preparedness (260.525)	33,282	30,730	34,591	30,730	-
Public Works					
Physical Environment (250.537)	65,828	603,955	609,225	410,844	(193,111)
Public Works (250.541)	1,795,364	2,918,337	2,720,513	3,058,573	140,236
Parks & Recreation					
Parks & Rec Admin (601)	554,275	647,752	647,752	655,310	7,558
Recreation Center (602)	367,610	393,284	374,492	379,025	(14,259)
Community Park & Ball Fields (603)	186,170	170,455	171,423	186,217	15,762
Community Pool (604)	347,468	352,133	351,678	375,223	23,090
Riverside Park (605)	103,397	140,485	140,382	118,702	(21,783)
Former Community Hall site (609)	10,827	15,440	14,800	14,048	(1,392)
Dog Park (610)	68,450	107,450	105,050	62,308	(45,142)
Beach Parks (611)	10,112	9,656	9,700	9,698	42
BS Soccer Complex (613)	77,791	133,833	131,132	94,376	(39,457)
Liles Hotel (615)	49,586	59,216	59,558	59,359	143
Bonita Nature Place (617)	25,494	38,213	37,353	22,008	(16,205)
Marni Fields (620)	106,492	71,642	95,227	90,932	19,290
BS River Park (621)	20,391	17,842	16,191	16,692	(1,150)
Cullum's Bonita Trail (622)	10,215	16,800	16,800	14,250	(2,550)
Other Parks (614,618,623,624,626,629)	20,599	22,769	20,121	29,850	7,081
Total Parks & Recreation	1,958,877	2,196,970	2,191,659	2,127,998	(68,972)
Other(270.5xx,883,885,890)	1,288,406	1,484,830	697,461	752,395	(732,435)
Total Expenditures	12,644,125	15,719,261	14,723,055	15,364,640	(354,621)
Other Financing Uses					
Transfer to Grant Fund	32,608	40,000	40,000	40,000	-
Transfer to Debt Service	-	110,222	110,222	125,000	14,778
Transfer to Capital Projects	1,743,483	17,111,629	17,111,629	8,385,290	(8,726,339)
Total Expenditures & Other Financing Uses	\$ 14,420,216	\$ 32,981,112	\$ 31,984,906	\$ 23,914,930	\$(9,066,182)

General Fund Expenditure Summary

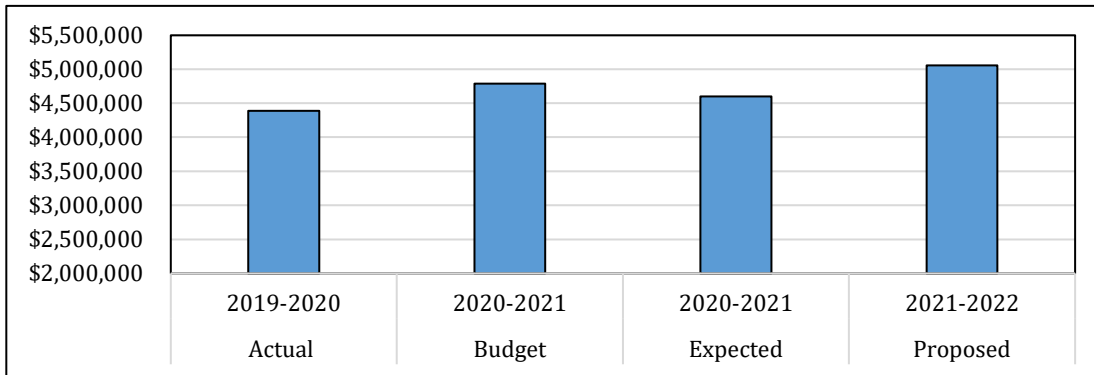
Total Expenditures and Transfers to Other Funds

Actual 2019-2020	Budget 2020-2021	Expected 2020-2021	Proposed 2021-2022
\$ 12,644,125	\$ 15,719,261	\$ 14,723,055	\$ 15,364,640



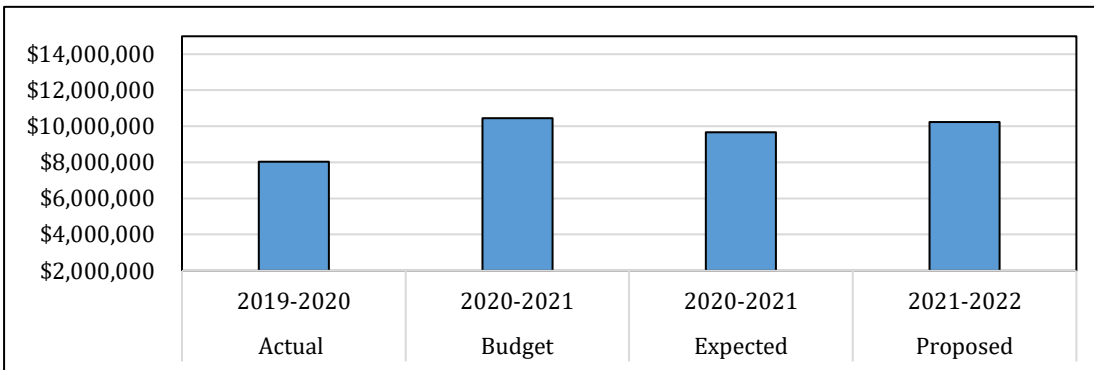
Personal Services Expenditures

Actual 2019-2020	Budget 2020-2021	Expected 2020-2021	Proposed 2021-2022
\$ 4,389,058	\$ 4,787,830	\$ 4,598,150	\$ 5,055,519



Operating Expenditures

Actual 2019-2020	Budget 2020-2021	Expected 2020-2021	Proposed 2021-2022
\$ 8,030,947	\$ 10,445,869	\$ 9,664,575	\$ 10,226,446



General Administration

City Council (Cost Center 101)
Boards & Committees (Cost Center 102)
City Manager (Cost Center 201)
Public Safety (Cost Center 220)

Service Statement: General Administration includes the City Council, Boards and Committees, City Manager and Law Enforcement functions including Security. The Department's mission is to provide assistance to City Council Members, oversee and supervise department directors, assist economic development initiatives, assist and staff Boards and Committees, and provide law enforcement security for the citizens of Bonita Springs. Also, to continue to pursue the attainment of the City Council Strategic Priorities with support of City Council Members with their needs for meetings, citizen outreach and scheduling.

Budget Summary City Council (Cost Center 101)

	Actual 2019-2020	Budget 2020-2021	Expected 2020-2021	Proposed 2021-2022	+/- Budget
Personal Services	\$ 250,962	\$ 290,675	\$ 290,675	\$ 272,209	\$ (18,466)
Operating Expenditures	132,195	196,750	197,407	188,780	(7,970)
Total Expenditures	\$ 383,157	\$ 487,425	\$ 488,082	\$ 460,989	\$ (26,436)

Budget Summary Boards & Committees (Cost Center 102)

	Actual 2019-2020	Budget 2020-2021	Expected 2020-2021	Proposed 2021-2022	+/- Budget
Operating Expenditures	33,113	89,184	76,000	77,000	(12,184)
Capital Outlay	-	-	-	-	-
Total Expenditures	\$ 33,113	\$ 89,184	\$ 76,000	\$ 77,000	\$ (12,184)

Budget Summary City Manager (Cost Center 201)

	Actual 2019-2020	Budget 2020-2021	Expected 2020-2021	Proposed 2021-2022	+/- Budget
Personal Services	\$ 411,962	\$ 458,611	\$ 458,611	\$ 481,839	\$ 23,228
Operating Expenditures	5,767	37,998	38,425	38,845	847
Total Expenditures	\$ 417,729	\$ 496,609	\$ 497,036	\$ 520,684	\$ 24,075

Authorized Positions for Cost Center 201

	Actual 2019-2020	Budget 2020-2021	Expected 2020-2021	Proposed 2021-2022	+/- Budget
City Manager	1.00	1.00	1.00	1.00	-
Assistant City Manager	0.25	0.25	0.25	0.25	-
Executive Assistant	2.00	2.00	2.00	2.00	-
Total Positions	3.25	3.25	3.25	3.25	-

Budget Summary Public Safety/Law Enforcement (Cost Center 220)

	Actual 2019-2020	Budget 2020-2021	Expected 2020-2021	Proposed 2021-2022	+/- Budget
Operating Expenditures	1,809,475	1,925,325	1,924,813	2,047,554	122,229
Capital Outlay	15,166	-	-	-	-
Total Expenditures	\$ 1,824,641	\$ 1,925,325	\$ 1,924,813	\$ 2,047,554	\$ 122,229

	2019-2020 Actual	2020-2021 Budget	2020-2021 Expected	2021-2022 Requested	+/- Budget
101 - City Council					
511					
00.101.511.1100 Executive Wages	113,195	124,277	124,277	126,762	2,485
00.101.511.2100 FICA Taxes	8,498	10,110	10,110	10,585	475
00.101.511.2200 Retirement Contributions	54,579	61,232	61,232	65,923	4,691
00.101.511.2300 Health and Life Insurance	55,222	67,246	67,246	43,694	(23,552)
00.101.511.2305 HSA and Opt Out Payments	18,908	27,405	27,405	24,360	(3,045)
00.101.511.2400 Workers' Compensation	432	280	280	264	(16)
00.101.511.2500 Unemployment Compensation	126	125	125	621	496
00.101.511.3111 Lobbying	60,000	60,000	60,000	60,000	0
00.101.511.4000 Travel & Per Diem	4,069	15,000	15,000	15,000	0
00.101.511.4100 Communications	2,405	3,150	3,150	3,150	0
00.101.511.4801 Public Relations	1,287	1,000	1,000	1,000	0
00.101.511.5100 Office Supplies	169	0	21	0	0
00.101.511.5200 Operating Supplies	566	300	1,436	500	200
00.101.511.5210 Clothing Allowance	325	500	500	500	0
00.101.511.5400 Books, Publications & Memberships	33,046	34,750	34,750	27,080	(7,670)
00.101.511.5500 Training	2,828	4,500	4,000	4,000	(500)
511 - Legislative Totals:	355,657	409,875	410,532	383,439	(26,436)
538					
00.101.538.3100 Professional Services	0	50,000	50,000	50,000	0
538 - Flood/Storm Water Mgmt Totals:	0	50,000	50,000	50,000	0
552					
00.101.552.3103 Economic Development	27,500	27,550	27,550	27,550	0
552 - Economic Development Totals:	27,500	27,550	27,550	27,550	0
101 - City Council Totals:	383,157	487,425	488,082	460,989	(26,436)

		2019-2020 Actual	2020-2021 Budget	2020-2021 Expected	2021-2022 Requested	+/- Budget
102 - Boards & Committees						
537						
00.102.537.3441	Tree Advisory	0	8,000	8,000	8,000	0
537 - Conservation/Resource Mgmt Totals:		0	8,000	8,000	8,000	0
541						
00.102.541.6340	Street Lighting Improvements	0	13,184	0	0	(13,184)
541 - Road & Street Facilities Totals:		0	13,184	0	0	(13,184)
572						
00.102.572.4916	Bicycle/Pedestrian Safety Advisory	0	2,000	2,000	2,000	0
572 - Parks & Recreation Totals:		0	2,000	2,000	2,000	0
573						
00.102.573.4906	Art In Public Places	12,665	5,000	5,000	6,000	1,000
00.102.573.4913	Historic Preservation Project	2,095	10,000	10,000	10,000	0
00.102.573.4915	Historic Preservation Grant Program	0	50,000	50,000	50,000	0
00.102.573.4919	Historic Village Feasibility Study	17,770	0	0	0	0
00.102.573.4930	Outreach Committee	583	1,000	1,000	1,000	0
573 - Cultural Services Totals:		33,113	66,000	66,000	67,000	1,000
102 - Boards & Committees Totals:		33,113	89,184	76,000	77,000	(12,184)

	2019-2020 Actual	2020-2021 Budget	2020-2021 Expected	2021-2022 Requested	+/- Budget
201 - City Manager					
512					
00.201.512.1100 Executive Wages	152,000	175,000	175,000	175,000	0
00.201.512.1200 Regular Wages	143,580	143,042	143,042	154,500	11,458
00.201.512.1400 Overtime	216	0	0	0	0
00.201.512.2100 FICA Taxes	21,436	23,681	23,681	23,210	(471)
00.201.512.2200 Retirement Contributions	52,557	67,200	67,200	78,629	11,429
00.201.512.2300 Health and Life Insurance	32,612	37,989	37,989	37,540	(449)
00.201.512.2305 Health Savings Accounts	7,602	9,896	9,896	9,897	1
00.201.512.2310 Life Insurance	423	818	818	819	1
00.201.512.2400 Workers' Compensation	1,232	690	690	629	(61)
00.201.512.2500 Unemployment Compensation	304	295	295	1,615	1,320
00.201.512.3101 Miscellaneous Professional	531	30,000	30,000	30,000	0
00.201.512.3426 Software Maintenance & Consulting	180	0	0	0	0
00.201.512.4000 Travel & Per Diem	608	2,000	2,000	2,000	0
00.201.512.4100 Communications	860	553	800	780	227
00.201.512.5200 Operating Supplies	0	0	180	360	360
00.201.512.5250 Small Tools & Equipment	87	0	0	0	0
00.201.512.5400 Books, Publications & Memberships	2,801	3,445	3,445	3,705	260
00.201.512.5500 Training	701	2,000	2,000	2,000	0
512 - Executive Totals:	417,730	496,609	497,036	520,684	24,075
201 - City Manager Totals:	417,730	496,609	497,036	520,684	24,075

		2019-2020 Actual	2020-2021 Budget	2020-2021 Expected	2021-2022 Requested	+/- Budget
220 - Law Enforcement/Security						
521						
00.220.521.3436	Pub Safety-Law Enforcement	1,761,954	1,879,813	1,879,813	2,002,554	122,741
00.220.521.3437	Pub Safety-Other-Security	47,521	45,511	45,000	45,000	(511)
00.220.521.6400	Capital Outlay	15,166	0	0	0	0
521 - Law Enforcement Totals:		1,824,641	1,925,324	1,924,813	2,047,554	122,230
220 - Law Enforcement/Security Totals:		1,824,641	1,925,324	1,924,813	2,047,554	122,230

City Attorney

City Attorney (Cost Center 301)

Service Statement: The City Attorney's Office is comprised of an outsourced City Attorney, who works under the direction of the City Council, and a Staff Attorney, who works under the direction of the City Manager. The City Attorney's Office provides legal guidance to the City Council, City staff members, and City advisory boards in their day-to-day government functions. The City Attorney's Office prepares legal documents for the City, such as ordinances, resolutions, contracts, agreements, policies, and internal memoranda in such a manner that protects and preserves the best interests of the City.

The City Attorney's Office is responsible for defending any lawsuit filed against the City, as well as filing a lawsuit when it is in the best interest of the City. In the event that a particular lawsuit is contracted to an attorney who does not work in the City Attorney's Office,

Budget Summary City Attorney (Cost Center 301)

	Actual 2019-2020	Budget 2020-2021	Expected 2020-2021	Proposed 2021-2022	+/- Budget
Personal Services	\$ 100,829	\$ 102,541	\$ 102,541	\$ 116,739	\$ 14,198
Operating Expenditures	445,401	673,700	671,380	671,605	(2,095)
Total Expenditures	\$ 546,230	\$ 776,241	\$ 773,921	\$ 788,344	\$ 12,103

Authorized Positions for Cost Center 301

	1.00	1.00	1.00	1.00	-
Assistant City Attorney	1.00	1.00	1.00	1.00	-
Total Positions	1.00	1.00	1.00	1.00	-

	2019-2020 Actual	2020-2021 Budget	2020-2021 Expected	2021-2022 Requested	+/- Budget
301 - City Attorney					
514					
00.301.514.1200 Regular Wages	74,468	74,529	74,529	85,445	10,916
00.301.514.2100 FICA Taxes	5,770	5,702	5,702	6,537	835
00.301.514.2200 Retirement Contributions	6,738	7,790	7,790	9,436	1,646
00.301.514.2300 Health and Life Insurance	10,213	11,135	11,135	11,551	416
00.301.514.2305 Health Savings Accounts	2,724	3,045	3,045	3,045	0
00.301.514.2310 Life Insurance	113	120	120	150	30
00.301.514.2400 Workers' Compensation	725	145	145	156	11
00.301.514.2500 Unemployment Compensation	78	75	75	419	344
00.301.514.3100 Professional Services	148,042	300,000	300,000	300,000	0
00.301.514.3119 OutSource Attorney	275,726	300,000	300,000	300,000	0
00.301.514.3127 OutSource Attorney - Supplemental Task	7,170	50,000	50,000	50,000	0
00.301.514.3300 Court Reporting	1,534	4,000	3,000	3,000	(1,000)
00.301.514.4000 Travel & Per Diem	0	2,000	1,000	1,000	(1,000)
00.301.514.4100 Communications	679	1,000	1,000	500	(500)
00.301.514.4800 Advertising	2,265	6,500	6,000	6,000	(500)
00.301.514.5200 Operating Supplies	0	0	180	180	180
00.301.514.5400 Books, Publications & Memberships	9,262	9,000	9,000	9,235	235
00.301.514.5500 Training	724	1,200	1,200	1,690	490
514 - Legal Counsel Totals:	546,230	776,241	773,921	788,344	12,103
301 - City Attorney Totals:	546,230	776,241	773,921	788,344	12,103

Financial and Administrative Services

Admin Services/City Clerk (Cost Center 401)
 Human Resources (Cost Center 410)
 Finance (Cost Center 501)

Service Statement: The Administrative Services department encapsulates the City Clerk, City Hall Front Desk, Financial Services and Human Resources. This department is responsible for supporting the departments, committees and citizens with customer service, records retention and human resources needs. It is responsible for the City's property, liability and worker's compensation insurance, risk management and ADA coordination. The City Clerk is responsible for records management, City Council and committee meeting preparation and minutes maintenance, public records request and elections process. Human Resources responsibilities include but are not limited to recruitment and retention, benefits administration, employee relations, payroll administration and policy compliance.

The Finance Department develops, maintains, and administers internal and mandated policies and standards governing the proper accounting and presentation of financial information, as well as providing transparency in reporting the finances of the City. This Department is responsible for the general accounting function, including general ledger maintenance, capital asset accounting, accounts payable, grants accounting, compliance administration, treasury management, debt management and the preparation of numerous regulatory reports, the Comprehensive Annual Financial Report, and the annual Budget document.

Budget Summary
 Admin Services/City Clerk (Cost Center 401)

	Actual 2019-2020	Budget 2020-2021	Expected 2020-2021	Proposed 2021-2022	+/- Budget
Personal Services	\$ 365,446	\$ 439,092	\$ 439,092	\$ 351,563	\$ (87,529)
Operating Expenditures	17,987	\$ 45,960	45,960	48,478	2,518
Total Expenditures	\$ 383,433	\$ 485,052	\$ 485,052	\$ 400,041	\$ (85,011)

Authorized Positions for Cost Center 401

	2019-2020	2020-2021	2020-2021	2021-2022	
Director	1.00	1.00	1.00	-	(1.00)
City Clerk	1.00	1.00	1.00	1.00	-
Deputy City Clerk/HR Assist	-	1.00	-	-	(1.00)
Receptionist/Office Asst	2.00	2.00	2.00	2.00	-
Facilities Maintenance Tech	1.00	1.00	1.00	1.00	-
Deputy City Clerk	-	-	1.00	1.00	1.00
Total Positions	5.00	6.00	6.00	5.00	(1.00)

Budget Summary
 Human Resources (Cost Center 410)

	Actual 2019-2020	Budget 2020-2021	Expected 2020-2021	Proposed 2021-2022	+/- Budget
Personal Services	\$ 13,493	\$ -	\$ -	\$ -	\$ -
Operating Expenditures	46,112	23,400	23,400	68,400	45,000
Total Expenditures	\$ 59,605	\$ 23,400	\$ 23,400	\$ 68,400	\$ 45,000

Budget Summary
 Finance (Cost Center 501)

	Actual 2019-2020	Budget 2020-2021	Expected 2020-2021	Proposed 2021-2022	+/- Budget
Personal Services	\$ 446,919	\$ 510,694	\$ 510,694	\$ 588,016	\$ 77,322
Operating Expenditures	67,502	95,513	95,513	124,030	28,517
Capital Outlay	-	-	-	52,000	52,000
Total Expenditures	\$ 514,421	\$ 606,207	\$ 606,207	\$ 764,046	\$ 157,839

Authorized Positions for Cost Center 501

	2019-2020	2020-2021	2020-2021	2021-2022	
Director	1.00	1.00	1.00	1.00	-
Compliance Administrator	1.00	1.00	1.00	1.00	-
Supervising Accountant	1.00	1.00	1.00	1.00	-
Senior Accountant	1.00	1.00	-	-	(1.00)
Accounting Tech	1.00	1.00	1.00	1.00	-
Accounting Clerk	1.00	1.00	-	-	(1.00)
Accountant	-	-	2.00	2.00	2.00
Total Positions	6.00	6.00	6.00	6.00	-

	2019-2020 Actual	2020-2021 Budget	2020-2021 Expected	2021-2022 Requested	+/- Budget
401 - Administrative Services					
513					
00.401.513.1200 Regular Wages	255,558	298,173	298,173	230,995	(67,178)
00.401.513.1400 Overtime	4,966	4,250	4,250	5,500	1,250
00.401.513.2100 FICA Taxes	20,736	23,824	23,824	18,872	(4,952)
00.401.513.2200 Retirement Contributions	28,434	37,308	37,308	32,615	(4,693)
00.401.513.2300 Health and Life Insurance	39,507	55,675	55,675	46,203	(9,472)
00.401.513.2305 Health Savings Accounts	11,498	15,225	15,225	12,180	(3,045)
00.401.513.2310 Life Insurance	374	580	580	420	(160)
00.401.513.2400 Workers' Compensation	4,091	3,746	3,746	3,569	(177)
00.401.513.2500 Unemployment Compensation	282	311	311	1,209	898
00.401.513.3100 Professional Services	0	25,000	25,000	25,000	0
00.401.513.3426 Software Maintenance & Consulting	3,494	0	0	0	0
00.401.513.3446 Codification	10,924	16,350	16,350	16,350	0
00.401.513.3447 Election Services	(6)	0	0	0	0
00.401.513.4000 Travel & Per Diem	136	2,250	2,250	2,250	0
00.401.513.4100 Communications	836	600	600	1,218	618
00.401.513.5200 Operating Supplies	276	0	0	400	400
00.401.513.5210 Clothing Allowance	214	250	250	250	0
00.401.513.5250 Small Tools & Equipment	1,306	0	0	1,500	1,500
00.401.513.5400 Books, Publications & Memberships	372	410	410	410	0
00.401.513.5500 Training	435	1,100	1,100	1,100	0
513 - Finance & Administration Totals:	383,432	485,052	485,052	400,041	(85,011)
401 - Administrative Services Totals:	383,432	485,052	485,052	400,041	(85,011)

	2019-2020 Actual	2020-2021 Budget	2020-2021 Expected	2021-2022 Requested	+/- Budget
410 - Human Resources					
513					
00.410.513.1200 Regular Wages	9,009	0	0	0	0
00.410.513.1400 Overtime	18	0	0	0	0
00.410.513.2100 FICA Taxes	600	0	0	0	0
00.410.513.2200 Retirement Contributions	765	0	0	0	0
00.410.513.2300 Health and Life Insurance	1,776	0	0	0	0
00.410.513.2305 Health Savings Accounts	1,200	0	0	0	0
00.410.513.2310 Life Insurance	5	0	0	0	0
00.410.513.2400 Workers' Compensation	112	0	0	0	0
00.410.513.2500 Unemployment Compensation	8	0	0	0	0
00.410.513.3401 Miscellaneous Consulting Sevices	30,548	0	0	0	0
00.410.513.3410 HR Fees	15,356	18,000	18,000	18,000	0
00.410.513.3451 Human Resources Services	0	0	0	45,000	45,000
00.410.513.4800 Advertising	0	900	900	900	0
00.410.513.4900 Other Current Charges	0	0	0	2,000	2,000
00.410.513.4901 Employee Appreciation	152	2,000	2,000	0	(2,000)
00.410.513.5400 Books, Publications & Memberships	57	0	0	0	0
00.410.513.5500 Training	0	2,500	2,500	2,500	0
513 - Finance & Adminstration Totals:	59,606	23,400	23,400	68,400	45,000
410 - Human Resources Totals:	59,606	23,400	23,400	68,400	45,000

	2019-2020 Actual	2020-2021 Budget	2020-2021 Expected	2021-2022 Requested	+/- Budget
501 - Finance					
513					
00.501.513.1200 Regular Wages	318,249	355,684	355,684	415,000	59,316
00.501.513.1400 Overtime	2,247	500	500	1,000	500
00.501.513.2100 FICA Taxes	24,239	27,248	27,248	31,824	4,576
00.501.513.2200 Retirement Contributions	28,624	37,230	37,230	45,937	8,707
00.501.513.2300 Health and Life Insurance	53,380	66,811	66,811	69,305	2,494
00.501.513.2305 Health Savings Accounts	18,172	21,315	21,315	21,315	0
00.501.513.2310 Life Insurance	515	731	731	731	0
00.501.513.2400 Workers' Compensation	1,157	819	819	865	46
00.501.513.2500 Unemployment Compensation	336	356	356	2,039	1,683
00.501.513.3100 Professional Services	0	15,000	15,000	0	(15,000)
00.501.513.3200 Accounting Services	0	0	0	3,500	3,500
00.501.513.3206 Auditing Services	38,385	38,385	38,385	39,840	1,455
00.501.513.3426 Software Maintenance & Consulting	20,363	34,270	34,270	71,400	37,130
00.501.513.4000 Travel & Per Diem	718	1,748	1,748	1,750	2
00.501.513.4100 Communications	997	0	0	440	440
00.501.513.4800 Advertising	3,010	1,500	1,500	2,900	1,400
00.501.513.4911 Bank Charges	1	0	0	0	0
00.501.513.5100 Office Supplies	150	410	410	0	(410)
00.501.513.5200 Operating Supplies	0	100	100	100	0
00.501.513.5250 Small Tools & Equipment	0	600	600	600	0
00.501.513.5400 Books, Publications & Memberships	2,095	1,750	1,750	1,750	0
00.501.513.5500 Training	1,783	1,750	1,750	1,750	0
00.501.513.6400 Capital Outlay	0	0	0	52,000	52,000
513 - Finance & Administration Totals:	514,421	606,207	606,207	764,046	157,839
501 - Finance Totals:	514,421	606,207	606,207	764,046	157,839

Communications and Facilities

City Hall (Cost Center 402)
 Communications (Cost Center 430)
 Special Events (Cost Center 430)
 Information Technologies (Cost Center 240)

Service Statement: The Communications Department includes infrastructure technology, event permitting, media relations, community relations, planning and executing City Events, overseeing the City website, social media and graphic design. The department staffs the Veterans Advisory Committee, the Special Events Committee, the Outreach Committee and the Technology Advisory Board. The department also assists with economic development by attending meetings with the Downtown Alliance and the Bonita Springs Economic Development Council. The Communications Department manages the Government Access Channel Contract, the Holiday Lighting Contract and the Microsoft Licensing Contract for the city. The Communication Department's mission is to communicate efficiently and effectively through the appropriate platforms on matters pertaining to civics, public health, safety, government information, public education, local history and other topics deemed by the City to be of benefit or interest to our residents & visitors. The Communications Department works with all city departments to facilitate outreach programs that are consistent with the City brand and message. The Communications Department assists in ensuring that the City of Bonita Springs is a vibrant place to live, visit and play. The Department works to foster a sense of place, preserve small town charm and maximize government transparency.

Budget Summary City Hall (Cost Center 402)

	Actual 2019-2020	Budget 2020-2021	Expected 2020-2021	Proposed 2021-2022	+/- Budget
Operating Expenditures	170,889	185,679	185,679	235,500	49,821
Total Expenditures	\$ 170,889	\$ 185,679	\$ 185,679	\$ 235,500	\$ 49,821

Budget Summary Communications (Cost Center 430)

	Actual 2019-2020	Budget 2020-2021	Expected 2020-2021	Proposed 2021-2022	+/- Budget
Personal Services	\$ 339,519	\$ 390,196	\$ 390,196	\$ 449,797	\$ 59,601
Operating Expenditures	68,475	99,200	99,200	109,200	10,000
Capital Outlay	32,789	-	-	-	-
Total Expenditures	\$ 440,783	\$ 489,396	\$ 489,396	\$ 558,997	\$ 69,601

Authorized Positions for Cost Center 430

	2019-2020	2020-2021	2020-2021	2021-2022	
Director	1.00	1.00	1.00	1.00	-
Community Relations Speci:	1.00	1.00	1.00	1.00	-
Support Technician	1.00	1.00	1.00	1.00	-
Sr. Administrative Assistant	1.00	1.00	1.00	1.00	-
Project Manager	1.00	1.00	1.00	1.00	-
Total Positions	5.00	5.00	5.00	5.00	-

Budget Summary Special Events (Cost Center 430)

	Actual 2019-2020	Budget 2020-2021	Expected 2020-2021	Proposed 2021-2022	+/- Budget
Operating Expenditures	136,670	178,300	178,300	202,300	24,000
Total Expenditures	\$ 136,670	\$ 178,300	\$ 178,300	\$ 202,300	\$ 24,000

Budget Summary Information Technologies (Cost Center 240)

	Actual 2019-2020	Budget 2020-2021	Expected 2020-2021	Proposed 2021-2022	+/- Budget
Personal Services	\$ 91,456	\$ 91,264	\$ 92,416	\$ 99,460	\$ 8,196
Operating Expenditures	56,599	93,499	117,850	117,850	24,351
Capital Outlay	-	7,000	7,000	-	(7,000)
Total Expenditures	\$ 148,055	\$ 191,763	\$ 217,266	\$ 217,310	\$ 25,547

Authorized Positions for Cost Center 240

	2019-2020	2020-2021	2020-2021	2021-2022	
IT Manager	1.00	1.00	1.00	1.00	-
Total Positions	1.00	1.00	1.00	1.00	-

	2019-2020 Actual	2020-2021 Budget	2020-2021 Expected	2021-2022 Requested	+/- Budget
402 - City Hall					
513					
00.402.513.3406 Building Maintenance	3,925	4,301	4,301	17,000	12,699
00.402.513.3407 Alarm/Security	11,297	11,445	11,445	15,000	3,555
00.402.513.3411 Landscaping Maintenance	16,107	16,400	16,400	16,400	0
00.402.513.4100 Communications	33,801	28,104	28,104	50,000	21,896
00.402.513.4300 Utility Service	32,419	35,100	35,100	37,100	2,000
00.402.513.4400 Rentals and Leases	37,390	62,304	62,304	69,000	6,696
00.402.513.4500 Insurance	14,353	14,025	14,025	15,000	975
00.402.513.4600 Repair & Maintenance	13,934	7,500	7,500	7,500	0
00.402.513.5200 Operating Supplies	7,538	6,500	6,500	8,500	2,000
00.402.513.5250 Small Tools & Equipment	124	0	0	0	0
513 - Finance & Administration Totals:	170,889	185,679	185,679	235,500	49,821
402 - City Hall Totals:	170,889	185,679	185,679	235,500	49,821

	2019-2020 Actual	2020-2021 Budget	2020-2021 Expected	2021-2022 Requested	+/- Budget	
430 - Communications						
513						
00.430.513.1200	Regular Wages	242,170	262,238	262,238	308,296	46,058
00.430.513.1400	Overtime	2,095	5,000	5,000	5,000	0
00.430.513.2100	FICA Taxes	18,747	20,444	20,444	23,967	3,523
00.430.513.2200	Retirement Contributions	21,814	27,933	27,933	34,596	6,663
00.430.513.2300	Health and Life Insurance	39,860	55,676	55,676	57,754	2,078
00.430.513.2305	Health Savings Accounts	11,298	15,225	15,225	15,225	0
00.430.513.2310	Life Insurance	378	565	565	565	0
00.430.513.2400	Workers' Compensation	2,900	2,848	2,848	2,858	10
00.430.513.2500	Unemployment Compensation	257	267	267	1,536	1,269
00.430.513.3101	Close Captioning Services for ADA Acces:	0	7,000	7,000	7,000	0
00.430.513.3404	Website & Online Services	18,170	22,000	22,000	22,000	0
00.430.513.3425	TV Channel	47,175	50,000	50,000	50,000	0
00.430.513.4000	Travel & Per Diem	27	800	800	800	0
00.430.513.4100	Communications	1,683	2,000	2,000	2,000	0
00.430.513.4600	Repair & Maintenance	96	10,000	10,000	10,000	0
00.430.513.4700	Printing & Binding	0	0	0	10,000	10,000
00.430.513.5200	Operating Supplies	63	500	500	500	0
00.430.513.5205	Fuel	130	700	700	700	0
00.430.513.5210	Clothing Allowance	202	500	500	500	0
00.430.513.5250	Small Tools & Equipment	188	1,200	1,200	1,200	0
00.430.513.5400	Books, Publications & Memberships	100	500	500	500	0
00.430.513.5500	Training	385	4,000	4,000	4,000	0
00.430.513.6400	Capital Outlay	32,788	0	0	0	0
513 - Finance & Administration Totals:		440,525	489,396	489,396	558,997	69,601
574						
00.430.574.4600	Repair & Maintenance	257	0	0	0	0
00.430.574.4803	Celebrate Bonita	0	20,000	20,000	20,000	0
00.430.574.4804	Fourth of July	36,475	39,000	39,000	49,000	10,000
00.430.574.4805	Winter Holiday in the Park	27,221	32,000	32,000	34,000	2,000
00.430.574.4806	Winter Holiday Decorations	41,500	47,000	47,000	59,000	12,000
00.430.574.4807	Miscellaneous Special Events	11,907	17,000	17,000	17,000	0
00.430.574.4808	Patriot's Day	2,500	2,500	2,500	2,500	0
00.430.574.4809	Memorial Day	400	2,500	2,500	2,500	0
00.430.574.4810	Veteran's Day	2,563	2,500	2,500	2,500	0
00.430.574.4818	Movies in the Park	3,848	4,800	4,800	4,800	0
00.430.574.4832	Fiesta	10,000	10,000	10,000	10,000	0
00.430.574.5200	Operating Supplies	0	500	500	500	0
00.430.574.5250	Small Tools & Equipment	0	500	500	500	0
574 - Special Events Totals:		136,670	178,300	178,300	202,300	24,000
430 - Communications Totals:		577,195	667,696	667,696	761,297	93,601

	2019-2020 Actual	2020-2021 Budget	2020-2021 Expected	2021-2022 Requested	+/- Budget
240 - Information Technologies					
513					
00.240.513.1200 Regular Wages	66,168	65,000	65,000	70,980	5,980
00.240.513.1400 Overtime	1,125	0	1,152	0	0
00.240.513.2100 FICA Taxes	5,156	4,973	4,973	5,430	457
00.240.513.2200 Retirement Contributions	6,023	6,794	6,794	7,838	1,044
00.240.513.2300 Health and Life Insurance	10,276	11,135	11,135	11,551	416
00.240.513.2305 Health Savings Accounts	2,124	3,045	3,045	3,045	0
00.240.513.2310 Life Insurance	82	100	100	120	20
00.240.513.2400 Workers' Compensation	432	152	152	148	(4)
00.240.513.2500 Unemployment Compensation	70	65	65	348	283
00.240.513.3401 Miscellaneous Consulting Services	0	15,000	30,000	30,000	15,000
00.240.513.3402 Software Licensing	37,671	43,149	49,500	49,500	6,351
00.240.513.3403 Server Maintenance	4,000	4,000	4,000	4,000	0
00.240.513.3405 Procurement Software Licensing	10,000	12,000	12,000	12,000	0
00.240.513.3479 Sophos Spyware & Antivirus	0	8,000	10,000	10,000	2,000
00.240.513.3482 VM Ware Support Licensing	884	0	0	0	0
00.240.513.4000 Travel & Per Diem	0	1,200	1,200	1,200	0
00.240.513.4100 Communications	1,639	1,600	1,600	1,600	0
00.240.513.4600 Repair & Maintenance	0	2,000	2,000	2,000	0
00.240.513.5200 Operating Supplies	246	500	500	500	0
00.240.513.5210 Clothing Allowance	0	200	200	200	0
00.240.513.5250 Small Tools & Equipment	1,958	4,000	4,000	4,000	0
00.240.513.5400 Books, Publications & Memberships	200	350	350	350	0
00.240.513.5500 Training	0	1,500	2,500	2,500	1,000
00.240.513.6400 Capital Outlay	0	7,000	7,000	0	(7,000)
513 - Finance & Administration Totals:	148,055	191,763	217,266	217,310	25,547
240 - Information Technologies Totals:	148,055	191,763	217,266	217,310	25,547

Development Services

Development Services (Cost Center 211)

Service Statement: The City of Bonita Springs Community Development Department is responsible for the implementation of all applicable federal, state, and local land use regulations. Our mission is to provide citizens and the development community a high level of professional, customer-focused service. The Planning division implements the long range planning through the City's comprehensive plan (Bonita Plan).

The Development/Zoning Division provides effective and efficient zoning, development services, and environmental services to implement land use management practices required to address the City's future growth and redevelopment needs in a manner that is consistent with the Bonita Plan, Land Development Code, and applicable city ordinances. Services include the processing of city and privately initiated land use, zoning, and development review applications; complimentary pre-application meetings; planner on call services; subdivision plat reviews, right of way and easement vacations; historical preservation reviews and staff liaison to the Historic Preservation Board; sea turtle and eagle monitoring; review of drainage plans for infill residential development; coordination with local, regional, state, and federal agencies relative to multi-modal trails, transportation, drainage, water quantity and quality, wetland and habitat protection; impact fee assessments and review of alternative studies; and the maintenance and further implementation of the City's Florida Green Building Coalition's Gold certification.

Budget Summary					
Development Services (Cost Center 211)					
	Actual	Budget	Expected	Proposed	+/-
	2019-2020	2020-2021	2020-2021	2021-2022	Budget
Operating Expenditures	1,763,581	1,869,269	1,871,769	1,892,751	23,482
Total Expenditures	\$ 1,763,581	\$ 1,869,269	\$ 1,871,769	\$ 1,892,751	\$ 23,482

	2019-2020 Actual	2020-2021 Budget	2020-2021 Expected	2021-2022 Requested	+/- Budget
211 - Planning & Zoning					
515					
00.211.515.3104 Outside Planning Services	22,273	49,000	40,000	40,000	(9,000)
00.211.515.3108 Architectural Services	35,075	50,000	50,000	50,000	0
00.211.515.3140 Cost Recovery - Professional Services	18,026	10,000	10,000	10,000	0
00.211.515.3154 Comp Plan Admendment App Rvw	16,980	85,000	60,000	60,000	(25,000)
00.211.515.3427 Impact Fee Admin Cost 1%	15,138	0	0	0	0
00.211.515.3435 Planning & Zoning Services	1,552,791	1,596,269	1,596,269	1,617,251	20,982
00.211.515.3444 Simplifile/Lee County Filing	4,492	6,000	7,500	7,500	1,500
00.211.515.4800 Advertising	12,699	13,000	13,000	13,000	0
00.211.515.4908 Credit Card Fees	86,108	60,000	95,000	95,000	35,000
515 - Planning Totals:	1,763,581	1,869,269	1,871,769	1,892,751	23,482
211 - Planning & Zoning Totals:	1,763,581	1,869,269	1,871,769	1,892,751	23,482

Neighborhood Services

Neighborhood Services (Cost Center 230)
Emergency Preparedness (Cost Center 260)

Service Statement: The Neighborhood Services Department is responsible for general oversight of issues that affect the health, safety and welfare of the City's residents, visitors and commercial businesses as well as the overall aesthetics of the community. The Neighborhood Services Department provides professional customer services throughout the community. These services include education of existing and pending ordinances; requirements for permitting and property maintenance; requirements for licensed and unlicensed contractors; "Best Management Practices" for landscaping, irrigation, and use of fertilizers; protection of natural resources and protected species including, but not limited to, sea turtles, gopher tortoises, and the removal of exotic/invasive plants and trees. Neighborhood Services provides resources for emergency preparedness, oversees mandated training for employees and functions as liaison between the community and Lee County Emergency Management. The Department also functions as the liaison between the community and Lee County Animal Services and Lee County Solid Waste. The Department works closely with a myriad of local and State departments including but not limited to, Community Development, the Sheriff's Community Policing Deputies, Florida State Enforcement Agencies, State Department of Business and Professional Regulation, County Court, Lee County Parks & Recreation Department, Bonita Springs Utilities, and others. Neighborhood Services enforces the requirements of city ordinances, land use provisions, and State Statutes.

Budget Summary
Neighborhood Services (Cost Center 230)

	Actual 2019-2020	Budget 2020-2021	Expected 2020-2021	Proposed 2021-2022	+/- Budget
Personal Services	\$ 542,938	\$ 564,482	\$ 564,482	\$ 629,046	\$ 64,564
Operating Expenditures	82,948	116,108	88,203	121,138	5,030
Capital Outlay	54,431	-	-	-	-
Total Expenditures	\$ 680,317	\$ 680,590	\$ 652,685	\$ 750,184	\$ 69,594

Authorized Positions for Cost Center 230

	2019-2020	2020-2021	2020-2021	2021-2022	
Manager	1.00	1.00	1.00	1.00	-
Supervisor	1.00	1.00	1.00	1.00	-
Inspector	2.00	2.00	2.00	2.00	-
Specialist	1.00	1.00	1.00	1.00	-
Community Liaison	2.00	2.00	2.00	2.00	-
Assistant	1.00	1.00	1.00	1.00	-
Total Positions	8.00	8.00	8.00	8.00	-

Budget Summary
Emergency Preparedness (Cost Center 260)

	Actual 2019-2020	Budget 2020-2021	Expected 2020-2021	Proposed 2021-2022	+/- Budget
Operating Expenditures	33,282	30,730	34,591	30,730	-
Capital Outlay	-	-	-	-	-
Total Expenditures	\$ 33,282	\$ 30,730	\$ 34,591	\$ 30,730	\$ -

	2019-2020 Actual	2020-2021 Budget	2020-2021 Expected	2021-2022 Requested	+/- Budget
230 - Neighborhood Services					
524					
00.230.524.1200 Regular Wages	386,761	371,800	371,800	408,594	36,794
00.230.524.1400 Overtime	0	0	0	10,000	10,000
00.230.524.2100 FICA Taxes	29,656	28,443	28,443	32,022	3,579
00.230.524.2200 Retirement Contributions	33,909	38,862	38,862	46,223	7,361
00.230.524.2300 Health and Life Insurance	63,122	89,081	89,081	92,406	3,325
00.230.524.2305 Health Savings Accounts	16,346	24,360	24,360	24,360	0
00.230.524.2310 Life Insurance	612	860	860	860	0
00.230.524.2400 Workers' Compensation	12,127	10,704	10,704	12,530	1,826
00.230.524.2500 Unemployment Compensation	405	372	372	2,051	1,679
00.230.524.3415 Code Violation Abatement	27,805	50,000	30,000	50,000	0
00.230.524.3416 Fines, Collections, & Foreclosure	0	5,000	0	10,000	5,000
00.230.524.3426 Software Maintenance & Consulting	7,853	7,123	7,123	7,738	615
00.230.524.3443 Code Enforcement Hearing Examiner	4,680	7,000	6,000	7,000	0
00.230.524.3445 Lot Mowing Services	11,190	13,000	13,000	13,000	0
00.230.524.4100 Communications	11,182	10,000	11,180	10,000	0
00.230.524.4400 Rentals and Leases	680	1,500	2,000	1,500	0
00.230.524.4500 Insurance	2,757	2,685	0	0	(2,685)
00.230.524.4600 Repair & Maintenance	5,145	3,000	3,000	5,000	2,000
00.230.524.4700 Printing & Binding	1,001	1,200	1,500	1,800	600
00.230.524.4907 Clerk Services	852	1,000	1,000	1,500	500
00.230.524.5100 Office Supplies	1,407	1,500	1,500	1,500	0
00.230.524.5205 Fuel	4,164	6,000	6,000	6,000	0
00.230.524.5210 Clothing Allowance	1,061	1,600	1,400	1,600	0
00.230.524.5250 Small Tools & Equipment	1,770	3,500	3,500	3,500	0
00.230.524.5400 Books, Publications & Memberships	350	1,000	1,000	0	(1,000)
00.230.524.5500 Training	1,052	1,000	0	1,000	0
00.230.524.6401 Capital Outlay	54,431	0	0	0	0
524 - Protective Inspections Totals:	680,318	680,590	652,685	750,184	69,594
230 - Neighborhood Services Totals:	680,318	680,590	652,685	750,184	69,594

	2019-2020 Actual	2020-2021 Budget	2020-2021 Expected	2021-2022 Requested	+/- Budget
260 - Emergency Preparedness					
525					
00.260.525.3423 Emergency Satellite Phone	885	890	890	890	0
00.260.525.3481 Radio Service	12,316	8,040	12,317	8,040	0
00.260.525.4100 Communications	15,027	15,000	15,084	15,000	0
00.260.525.4400 Rental and Leases	5,055	6,300	6,300	6,300	0
00.260.525.4600 Repair & Maintenance	0	500	0	500	0
525 - Emergency & Disaster Totals:	33,282	30,730	34,591	30,730	0
260 - Emergency Preparedness Totals:	33,282	30,730	34,591	30,730	0

Public WorksPhysical Environment (Cost Center 250)
Public Works (Cost Center 250)

Service Statement: The Public Works Department is responsible for the construction and maintenance of the City's bicycle & pedestrian, roadway, and stormwater conveyance & treatment infrastructures. The Department plans for, develops, and ultimately implements projects to address the community's needs in the above disciplines. In addition to planning and construction, the Department maintains the City's existing inventory of 88 miles of roadway, associated sidewalks, and bike lanes and, approximately 140 miles of stormwater conveyances and associated stormwater treatment facilities.

Budget Summary
Physical Environment (Cost Center 250)

	Actual 2019-2020	Budget 2020-2021	Expected 2020-2021	Proposed 2021-2022	+/- Budget
Operating Expenditures	65,828	603,955	609,225	410,844	(193,111)
Total Expenditures	\$ 65,828	\$ 603,955	\$ 609,225	\$ 410,844	\$ (193,111)

Budget Summary
Public Works (Cost Center 250)

	Actual 2019-2020	Budget 2020-2021	Expected 2020-2021	Proposed 2021-2022	+/- Budget
Personal Services	\$ 828,306	\$ 877,533	\$ 685,678	\$ 951,999	\$ 74,466
Operating Expenditures	906,028	2,040,804	1,745,422	2,101,574	60,770
Capital Outlay	61,031	-	289,413	5,000	5,000
Total Expenditures	\$ 1,795,365	\$ 2,918,337	\$ 2,720,513	\$ 3,058,573	\$ 140,236

Authorized Positions for Cost Center 250

	Actual 2019-2020	Budget 2020-2021	Expected 2020-2021	Proposed 2021-2022	+/- Budget
Director	0.75	0.75	0.75	0.75	0.00
Senior Projects Manager	3.00	3.00	3.00	3.00	0.00
Engineering Technician	2.00	2.00	2.00	2.00	0.00
Sr Administrative Assistant	1.00	1.00	1.00	1.00	0.00
Administrative Assistant	1.00	1.00	1.00	1.00	0.00
GIS/Projects Assistant	1.00	1.00	1.00	1.00	0.00
Total Positions	8.75	8.75	8.75	8.75	0.00

	2019-2020 Actual	2020-2021 Budget	2020-2021 Expected	2021-2022 Requested	+/- Budget	
250 - Public Works						
537						
00.250.537.3112	NPDES Permit	0	1,500	1,500	0	
00.250.537.3113	NPDES Consultant Assistance	3,390	15,000	20,000	5,000	
00.250.537.3116	TMDL Monitoring	7,702	100,000	100,000	56,000	
00.250.537.3117	BMAP Program	230	0	0	35,000	
00.250.537.3128	Water Steward	0	83,780	83,780	0	
00.250.537.3438	Natural Resources Services	50,166	103,332	103,332	0	
00.250.537.4300	Water Quality Facilities Project	3,101	3,200	3,200	32	
00.250.537.4931	Cutting Horse Education Facility	0	5,000	5,000	0	
00.250.537.5250	Small Tools & Equipment	1,239	3,000	3,000	0	
00.250.537.6400	Capital Outlay	0	289,143	289,143	0	
537 - Conservation/Resource Mgmt Totals:		65,828	603,955	609,225	410,844	(193,111)
541						
00.250.541.1200	Regular Wages	611,257	624,074	511,243	679,075	55,001
00.250.541.1400	Overtime	2,809	6,000	4,716	6,000	0
00.250.541.2100	FICA Taxes	47,396	48,195	39,471	52,408	4,213
00.250.541.2200	Retirement Contributions	54,457	65,859	47,790	75,650	9,791
00.250.541.2300	Health and Life Insurance	85,091	98,033	74,962	101,070	3,037
00.250.541.2305	Health Savings Accounts	22,777	30,450	3,045	30,450	0
00.250.541.2310	Life Insurance	697	1,074	589	1,074	0
00.250.541.2400	Workers' Compensation	3,185	3,218	2,958	2,915	(303)
00.250.541.2500	Unemployment Compensation	636	630	904	3,357	2,727
00.250.541.3100	Professional Services	1,596	15,000	15,000	25,000	10,000
00.250.541.3114	GIS Services	15,510	15,000	15,000	15,000	0
00.250.541.3419	Exotic Vegetation Removal	0	38,400	38,400	38,400	0
00.250.541.3433	NPDES Public Outreach	0	750	750	750	0
00.250.541.3434	Misc Maintenance Services	7,507	6,000	6,000	6,000	0
00.250.541.3470	Drainage Maintenance	51,588	100,000	100,000	100,000	0
00.250.541.3473	Traffic Signal Maintenance	(911)	0	0	0	0
00.250.541.3474	Roadway Maintenance	75	0	0	0	0
00.250.541.3480	Asset/WO Management Program	6,093	30,000	30,000	30,000	0
00.250.541.3485	Canal & Drainage Maintenance	0	400,000	400,000	0	(400,000)
00.250.541.3486	Wet Ponds Arroyal-Kentucky-Imperial P	0	45,000	45,000	30,000	(15,000)
00.250.541.3487	CRS Program Maintenance	0	30,000	30,000	30,000	0
00.250.541.3490	Bonita Bch Rd/I-75 Interchange Mainten	0	20,000	20,000	75,000	55,000
00.250.541.3491	US 41 Landscape Maintenance	293,733	486,090	486,090	675,000	188,910
00.250.541.3492	Bonita Beach Road Landscape	16,824	33,647	33,647	34,320	673
00.250.541.3493	Road Landscape Maintenance	32,099	38,707	38,707	20,000	(18,707)
00.250.541.3495	Terry St. Landscape Maintenance	61,486	142,890	142,890	250,000	107,110
00.250.541.3496	Downtown Old 41 Landscape Maintenanc	201,864	299,431	299,431	299,431	0
00.250.541.3497	Logan Blvd Landscape Maintenance	0	92,000	92,000	184,000	92,000
00.250.541.3498	Bonita Dr Landscape Maintenance	0	0	0	50,000	50,000
00.250.541.4000	Travel & Per Diem	1,639	3,000	3,000	3,000	0
00.250.541.4100	Communications	5,490	5,000	5,000	6,000	1,000
00.250.541.4200	Freight & Postage Services	(100)	0	0	0	0
00.250.541.4300	Utility-Power	1,776	1,730	1,730	0	(1,730)
00.250.541.4301	Utility-Irrigation	139,772	160,000	160,000	203,788	43,788
00.250.541.4500	Insurance	49,783	48,490	48,490	0	(48,490)
00.250.541.4600	Repair & Maintenance	3,327	2,500	2,500	2,500	0
00.250.541.4700	Printing & Binding	383	1,500	1,500	1,500	0
00.250.541.4800	Advertising	1,491	500	500	500	0
00.250.541.4903	Permit Recording Fees	1,152	1,700	1,700	1,700	0
00.250.541.5200	Operating Supplies	1,087	1,000	1,000	1,000	0
00.250.541.5205	Fuel	6,578	8,000	8,000	9,137	1,137
00.250.541.5210	Clothing Allowance	101	400	400	696	296
00.250.541.5250	Small Tools & Equipment	2,375	5,000	5,000	5,000	0
00.250.541.5400	Books, Publications & Memberships	1,508	1,600	1,600	2,352	752
00.250.541.5500	Training	2,201	1,500	1,500	1,500	0
00.250.541.6400	Capital Outlay	61,031	5,969	0	5,000	(969)
541 - Road & Street Facilities Totals:		1,795,364	2,918,337	2,720,513	3,058,573	140,236
250 - Public Works Totals:		1,861,192	3,522,292	3,329,738	3,469,417	(52,875)

Parks and Recreation

Parks & Rec (Cost Center 601 to 629)

Service Statement: The Parks and Recreation department provides exceptional parks and recreational services to the Bonita Springs community through our city’s 21 parks. These parks include a variety of recreational options such as the Recreation Center, Community Pool, Bark n Play Dog Park, 7 Soccer Fields, 4 Baseball/Softball Fields, Tennis Courts, Outdoor Futsal and Basketball courts, Disc Golf Course, Nature Center, Hiking Trails, 5 Canoe/Kayak Launches, 5 Playgrounds, Outdoor Bandshell, Artist Cottages, Historic Liles Hotel, pristine preserves for passive recreation and Imperial River and Bay access for fishing or boating. The Parks department is responsible for maintaining several other properties throughout the city beyond the 21 parks such as the Terry St. rental property and vacant city properties such as the Dean St. property and Palm St. property. The department uses the “Best Management Practices” for landscaping, irrigation, and use of fertilizers in all our parks. The department continues the removal of exotic/invasive plants and trees throughout the city’s parks system. The #1 priority of the Parks and Recreation department is to enhance the quality of life of all our city’s residents, visitors and guests.

Budget Summary

Parks & Rec (Cost Center 601 to 629)

	Actual 2019-2020	Budget 2020-2021	Expected 2020-2021	Proposed 2021-2022	+/- Budget
Personal Services	\$ 997,230	\$ 1,062,742	\$ 1,062,765	\$ 1,114,851	\$ 52,109
Operating Expenditures	2,189,349	2,448,792	1,655,167	1,739,866	(708,926)
Capital Outlay	60,703	170,266	171,188	25,676	(144,590)
Total Expenditures	\$ 3,247,282	\$ 3,681,800	\$ 2,889,120	\$ 2,880,393	\$ (801,407)

Authorized Positions for Cost Center 601

Director	1.00	1.00	1.00	1.00	-
Maintenance Manager	1.00	1.00	1.00	1.00	-
Senior Maintenance Speciali	1.00	1.00	1.00	1.00	-
Maintenance Specialist	5.00	4.00	4.00	4.00	-
Senior Admin Assistant	-	-	-	-	-
Rec Program Coordinator	1.00	1.00	1.00	1.00	-
Total Positions	9.00	8.00	8.00	8.00	-

Authorized Positions for Cost Center 602

Rec Center Lead	1.00	1.00	1.00	1.00	-
Recreation Center Specialist	3.00	3.00	3.00	3.00	-
Total Positions	4.00	4.00	4.00	4.00	-

Authorized Positions for Cost Center 604

Manager	1.00	1.00	1.00	1.00	-
Lifeguards	4.50	4.50	4.50	4.50	-
Summer Lifeguards	Temporary	Temporary	Temporary	Temporary	
Total Positions	5.50	5.50	5.50	5.50	-

	2019-2020 Actual	2020-2021 Budget	2020-2021 Expected	2021-2022 Requested	+/- Budget	
601 - Parks & Recreation Administration						
Parks & Recreation						
00.601.572.1200	Regular Wages	366,749	371,420	371,420	389,076	17,656
00.601.572.1400	Overtime	1,280	4,500	4,500	4,500	0
00.601.572.2100	FICA Taxes	27,309	28,261	28,261	30,109	1,848
00.601.572.2200	Retirement Contributions	32,816	38,614	38,614	43,461	4,847
00.601.572.2300	Health & Life Insurance	56,990	89,081	89,081	92,407	3,326
00.601.572.2305	Health Savings Accounts	22,981	30,450	30,450	27,405	(3,045)
00.601.572.2310	Life Insurance	629	870	870	870	0
00.601.572.2400	Workers' Compensation	20,773	19,997	19,997	19,289	(708)
00.601.572.2500	Unemployment Compensation	381	370	370	1,929	1,559
00.601.572.3401	Miscellaneous Consulting Services	0	0	0	20,000	20,000
00.601.572.4000	Travel & Per Diem	0	3,380	3,380	3,380	0
00.601.572.4100	Communications	4,266	4,404	4,404	4,404	0
00.601.572.4500	Insurance	6,337	5,885	5,885	0	(5,885)
00.601.572.5205	Operating Supplies-Fuel	11,145	14,820	14,820	14,820	0
00.601.572.5210	Clothing Allowance	1,400	1,650	1,650	1,650	0
00.601.572.5250	Small Tools & Equipment	160	150	150	150	0
00.601.572.5400	Books, Publications & Memberships	514	820	820	980	160
00.601.572.5500	Training	545	1,330	1,330	880	(450)
00.601.572.6400	Capital Outlay	0	31,750	31,750	0	(31,750)
572 - Parks & Recreation Totals:		554,275	647,752	647,752	655,310	7,558
601 - Parks & Recreation Administration Totals:		554,275	647,752	647,752	655,310	7,558
602 - Recreation Center						
Parks & Recreation						
00.602.572.1200	Regular Wages	112,841	115,253	115,253	122,242	6,989
00.602.572.1400	Overtime	489	0	1,023	0	0
00.602.572.2100	FICA Taxes	8,631	8,817	8,817	9,352	535
00.602.572.2200	Retirement Contributions	9,831	12,047	12,047	13,499	1,452
00.602.572.2300	Health and Life Insurance	28,916	33,405	33,405	34,653	1,248
00.602.572.2305	Health Savings Accounts	6,049	9,135	9,135	9,135	0
00.602.572.2310	Life Insurance	162	300	300	300	0
00.602.572.2400	Workers' Compensation	11,306	6,474	6,474	5,991	(483)
00.602.572.2500	Unemployment Compensation	119	115	115	599	484
00.602.572.3401	Miscellaneous Consulting Services	0	1,900	1,900	0	(1,900)
00.602.572.3407	Alarm/Security	10,054	9,215	9,215	8,894	(321)
00.602.572.3408	Cleaning of Facilities	21,440	24,960	25,180	24,960	0
00.602.572.3432	Class Program Instructors	15,753	26,000	26,000	24,000	(2,000)
00.602.572.4000	Travel & Per Diem	477	480	480	300	(180)
00.602.572.4100	Communications	10,723	8,988	10,367	10,384	1,396
00.602.572.4300	Utility Service	39,676	41,045	44,491	44,496	3,451
00.602.572.4400	Rentals and Leases	9,269	12,980	13,640	13,640	660
00.602.572.4500	Insurance	26,117	25,520	0	0	(25,520)
00.602.572.4600	Repair & Maintenance	35,811	24,000	24,000	24,000	0
00.602.572.5100	Office Supplies	914	1,200	1,200	1,200	0
00.602.572.5200	Operating Supplies	17,505	30,000	30,000	30,000	0
00.602.572.5210	Clothing Allowance	889	1,200	1,200	1,200	0
00.602.572.5400	Books, Publications & Memberships	0	250	250	180	(70)
00.602.572.5500	Training	636	0	0	0	0
572 - Parks & Recreation Totals:		367,610	393,284	374,492	379,025	(14,259)
602 - Recreation Center Totals:		367,610	393,284	374,492	379,025	(14,259)
603 - Community Park & Ball Fields						
Parks & Recreation						
00.603.572.3408	Cleaning of Facilities	4,279	6,192	9,360	9,360	3,168
00.603.572.3414	Tree Service	11,894	8,970	8,970	8,970	0
00.603.572.3417	Field Maintenance	46,180	35,000	35,000	35,000	0
00.603.572.3418	Field Lights Maintenance	3,352	4,000	4,000	4,000	0
00.603.572.4300	Utility Service	53,148	63,000	66,610	66,612	3,612
00.603.572.4500	Insurance	5,945	5,810	0	0	(5,810)
00.603.572.4600	Repair & Maintenance	35,173	26,000	26,000	36,900	10,900

		2019-2020 Actual	2020-2021 Budget	2020-2021 Expected	2021-2022 Requested	+/- Budget
00.603.572.5200	Operating Supplies	7,820	10,200	10,200	10,200	0
00.603.572.5250	Small Tools & Equipment	1,146	1,500	1,500	1,500	0
00.603.572.6400	Capital Outlay	17,234	9,783	9,783	4,000	(5,783)
00.603.572.6401	Capital Outlay	0	0	0	9,675	9,675
572 - Parks & Recreation Totals:		186,170	170,455	171,423	186,217	15,762
603 - Community Park & Ball Fields Totals:		186,170	170,455	171,423	186,217	15,762
604 - Community Pool						
Parks & Recreation						
00.604.572.1200	Regular Wages	197,412	182,462	182,462	193,030	10,568
00.604.572.1300	Other Wages	0	10,000	10,000	10,000	0
00.604.572.1400	Overtime	142	700	700	700	0
00.604.572.2100	FICA Taxes	14,892	14,777	14,777	15,585	808
00.604.572.2200	Retirement Contributions	17,698	20,190	20,190	22,497	2,307
00.604.572.2300	Health and Life Insurance	28,851	33,405	33,405	34,653	1,248
00.604.572.2305	Health Savings Accounts	8,173	9,135	9,135	9,135	0
00.604.572.2310	Life Insurance	168	300	300	300	0
00.604.572.2400	Workers' Compensation	11,013	10,572	10,572	9,985	(587)
00.604.572.2500	Unemployment Compensation	204	194	194	999	805
00.604.572.4000	Travel & Per Diem	1,059	1,000	1,060	1,060	60
00.604.572.4100	Communications	622	612	612	1,944	1,332
00.604.572.4300	Utility Service	25,004	26,460	28,860	28,860	2,400
00.604.572.4500	Insurance	2,979	2,915	0	0	(2,915)
00.604.572.4600	Repair & Maintenance	16,239	12,636	12,636	13,000	364
00.604.572.5100	Office Supplies	0	500	500	200	(300)
00.604.572.5200	Operating Supplies	19,498	23,000	23,000	23,000	0
00.604.572.5210	Clothing Allowance	707	1,000	1,000	1,000	0
00.604.572.5250	Small Tools & Equipment	85	0	0	0	0
00.604.572.5400	Books, Publications & Memberships	295	0	0	0	0
00.604.572.5500	Training	2,427	2,275	2,275	2,275	0
00.604.572.6400	Capital Outlay	0	0	0	7,000	7,000
572 - Parks & Recreation Totals:		347,468	352,133	351,678	375,223	23,090
604 - Community Pool Totals:		347,468	352,133	351,678	375,223	23,090
605 - Riverside Park						
Parks & Recreation						
00.605.572.3408	Cleaning of Facilities	5,446	12,984	12,984	9,360	(3,624)
00.605.572.3413	Native Plants	5,328	4,992	4,992	4,992	0
00.605.572.4300	Utility Service	11,532	19,740	19,740	19,740	0
00.605.572.4400	Rentals and Leases (R&R)	29,988	29,199	30,000	30,000	801
00.605.572.4500	Insurance	19,033	18,660	0	0	(18,660)
00.605.572.4600	Repair & Maintenance	28,494	25,860	43,616	46,780	20,920
00.605.572.4800	Advertising	1,099	850	850	630	(220)
00.605.572.5200	Operating Supplies	2,476	7,000	7,000	7,000	0
00.605.572.5250	Small Tools & Equipment	0	200	200	200	0
00.605.572.6400	Capital Outlay	0	21,000	21,000	0	(21,000)
572 - Parks & Recreation Totals:		103,397	140,485	140,382	118,702	(21,783)
605 - Riverside Park Totals:		103,397	140,485	140,382	118,702	(21,783)
609 - Formerly Community Hall/Sherriff Substation						

	2019-2020 Actual	2020-2021 Budget	2020-2021 Expected	2021-2022 Requested	+/- Budget
Parks & Recreation					
00.609.572.3414 Tree Service	400	1,500	1,500	1,500	0
00.609.572.4300 Utility Service	2,720	5,100	5,100	4,548	(552)
00.609.572.4500 Insurance	654	640	0	0	(640)
00.609.572.4600 Repair & Maintenance	7,053	8,200	8,200	8,000	(200)
572 - Parks & Recreation Totals:	10,827	15,440	14,800	14,048	(1,392)
609 - Formerly Community Hall/Sherriff Substation Totals	10,827	15,440	14,800	14,048	(1,392)
610 - Dog Park					
Parks & Recreation					
00.610.572.3411 Landscaping Maintenance	32,464	27,400	27,400	30,500	3,100
00.610.572.4300 Utility Service	20,645	20,400	20,400	19,558	(842)
00.610.572.4500 Insurance	2,450	2,400	0	0	(2,400)
00.610.572.4600 Repair & Maintenance	9,665	8,000	8,000	8,000	0
00.610.572.5200 Operating Supplies	3,227	4,250	4,250	4,250	0
00.610.572.6400 Capital Outlay	0	45,000	45,000	0	(45,000)
572 - Parks & Recreation Totals:	68,450	107,450	105,050	62,308	(45,142)
610 - Dog Park Totals:	68,450	107,450	105,050	62,308	(45,142)
611 - Beach Parks					
Parks & Recreation					
00.611.572.3414 Tree Service	5,845	5,000	5,000	5,000	0
00.611.572.4300 Utility Service	67	156	200	198	42
00.611.572.4600 Repair & Maintenance	4,199	4,500	4,500	4,500	0
572 - Parks & Recreation Totals:	10,112	9,656	9,700	9,698	42
611 - Beach Parks Totals:	10,112	9,656	9,700	9,698	42
613 - BS Soccer Complex					
Parks & Recreation					
00.613.572.3408 Cleaning of Facilities	4,279	6,192	6,240	6,240	48
00.613.572.3417 Field Maintenance	26,577	30,000	30,000	30,000	0
00.613.572.3418 Field Lights Maintenance	2,585	3,500	3,500	3,500	0
00.613.572.4300 Utility Service	19,238	37,968	37,968	32,936	(5,032)
00.613.572.4500 Insurance	3,620	3,540	0	0	(3,540)
00.613.572.4600 Repair & Maintenance	21,344	15,000	15,000	20,500	5,500
00.613.572.5200 Operating Supplies	116	1,200	1,200	1,200	0
00.613.572.5250 Small Tools & Equipment	33	0	0	0	0
00.613.572.6400 Capital Outlay	0	36,433	37,224	0	(36,433)
572 - Parks & Recreation Totals:	77,791	133,833	131,132	94,376	(39,457)
613 - BS Soccer Complex Totals:	77,791	133,833	131,132	94,376	(39,457)
614 - Kentucky Street Park					
Parks & Recreation					
00.614.572.3411 Landscaping Maintenance	3,915	2,250	2,250	2,250	0
00.614.572.3419 Exotic Vegetation Removal	0	2,500	2,500	2,000	(500)
572 - Parks & Recreation Totals:	3,915	4,750	4,750	4,250	(500)
614 - Kentucky Street Park Totals:	3,915	4,750	4,750	4,250	(500)

	2019-2020 Actual	2020-2021 Budget	2020-2021 Expected	2021-2022 Requested	+/- Budget	
615 - Liles Hotel						
Parks & Recreation						
00.615.572.1400	Overtime	8,895	9,000	9,000	10,200	1,200
00.615.572.3406	Building Maintenance	3,700	8,000	14,000	8,000	0
00.615.572.3407	Alarm/Security	4,120	5,356	6,180	6,180	824
00.615.572.3409	Pressure Washing Building	0	1,500	3,000	4,500	3,000
00.615.572.4300	Utility Service	14,876	16,140	16,378	17,879	1,739
00.615.572.4500	Insurance	8,924	8,720	0	0	(8,720)
00.615.572.4600	Repair & Maintenance	5,638	0	0	0	0
00.615.572.4602	Repair & Maintenance - Fountain	2,106	3,000	3,500	5,100	2,100
00.615.572.5200	Operating Supplies	1,327	2,500	2,500	2,500	0
00.615.572.6400	Capital Outlay	0	5,000	5,000	5,000	0
572 - Parks & Recreation Totals:		49,586	59,216	59,558	59,359	143
615 - Liles Hotel Totals:		49,586	59,216	59,558	59,359	143
617 - Bonita Nature Place						
Parks & Recreation						
00.617.572.1300	Other Wages	1,146	2,531	2,531	2,609	78
00.617.572.2100	FICA Taxes	88	194	194	200	6
00.617.572.2400	Workers' Compensation	293	170	170	128	(42)
00.617.572.2500	Unemployment Compensation	1	3	3	13	10
00.617.572.3411	Landscaping Maintenance	8,585	12,992	12,992	7,492	(5,500)
00.617.572.4300	Utility Service	2,861	2,400	2,817	2,816	416
00.617.572.4500	Insurance	1,420	1,390	0	0	(1,390)
00.617.572.4600	Repair & Maintenance	10,547	8,500	8,500	8,500	0
00.617.572.5200	Operating Supplies	552	250	363	250	0
00.617.572.6400	Capital Outlay	0	9,783	9,783	0	(9,783)
572 - Parks & Recreation Totals:		25,494	38,213	37,353	22,008	(16,205)
617 - Bonita Nature Place Totals:		25,494	38,213	37,353	22,008	(16,205)
618 - Windsor Road Preserve						
Parks & Recreation						
00.618.572.3411	Landscaping Maintenance	4,066	2,500	2,805	2,825	325
00.618.572.3419	Exotic Vegetation Removal	2,000	4,000	4,000	5,000	1,000
00.618.572.4300	Utility Service	221	144	342	300	156
572 - Parks & Recreation Totals:		6,287	6,644	7,147	8,125	1,481
618 - Windsor Road Preserve Totals:		6,287	6,644	7,147	8,125	1,481
620 - Marni Fields						
Parks & Recreation						
00.620.572.3417	Field Maintenance	30,027	40,000	40,000	40,000	0
00.620.572.4300	Utility Service	6,671	5,640	5,640	8,172	2,532
00.620.572.4500	Insurance	905	885	0	0	(885)
00.620.572.4600	Repair & Maintenance	19,989	10,000	18,325	11,600	1,600
00.620.572.5200	Operating Supplies	5,432	3,600	19,615	31,160	27,560
00.620.572.6400	Capital Outlay	43,469	11,517	11,647	0	(11,517)
572 - Parks & Recreation Totals:		106,492	71,642	95,227	90,932	19,290
620 - Marni Fields Totals:		106,492	71,642	95,227	90,932	19,290

	2019-2020 Actual	2020-2021 Budget	2020-2021 Expected	2021-2022 Requested	+/- Budget
621 - BS River Park					
Parks & Recreation					
00.621.572.3411 Landscaping Maintenance	6,419	6,400	6,400	6,900	500
00.621.572.3419 Exotic Vegetation Removal	1,150	1,800	1,800	1,800	0
00.621.572.4300 Utility Service	341	342	341	342	0
00.621.572.4500 Insurance	1,685	1,650	0	0	(1,650)
00.621.572.4600 Repair & Maintenance	10,716	6,500	6,500	6,500	0
00.621.572.5200 Operating Supplies	80	1,150	1,150	1,150	0
572 - Parks & Recreation Totals:	20,391	17,842	16,191	16,692	(1,150)
621 - BS River Park Totals:	20,391	17,842	16,191	16,692	(1,150)
622 - Cullum's Bonita Trail					
Parks & Recreation					
00.622.572.4400 Rentals and Leases	0	0	0	300	300
00.622.572.4600 Repair & Maintenance	10,215	16,800	16,800	13,950	(2,850)
572 - Parks & Recreation Totals:	10,215	16,800	16,800	14,250	(2,550)
622 - Cullum's Bonita Trail Totals:	10,215	16,800	16,800	14,250	(2,550)
623 - Carpenter Lane Canoe & Kayak					
Parks & Recreation					
00.623.572.4300 Utility Service	9	0	9	9	9
00.623.572.4500 Insurance	125	125	0	0	(125)
00.623.572.4600 Repair & Maintenance	0	1,000	1,000	1,000	0
572 - Parks & Recreation Totals:	134	1,125	1,009	1,009	(116)
623 - Carpenter Lane Canoe & Kayak Totals:	134	1,125	1,009	1,009	(116)
624 - Leitner Creek Neighborhood Park					
Parks & Recreation					
00.624.572.4300 Utility Service	65	65	65	65	0
00.624.572.4500 Insurance	3,105	3,035	0	0	(3,035)
00.624.572.4600 Repair & Maintenance	419	1,150	1,150	950	(200)
572 - Parks & Recreation Totals:	3,588	4,250	1,215	1,015	(3,235)
624 - Leitner Creek Neighborhood Park Totals:	3,588	4,250	1,215	1,015	(3,235)
626 - Oak Creek Preserve					
Parks & Recreation					
00.626.572.3419 Exotic Vegetation Removal	6,225	6,000	6,000	6,000	0
00.626.572.4600 Repair & Maintenance	450	0	0	0	0
572 - Parks & Recreation Totals:	6,675	6,000	6,000	6,000	0
626 - Oak Creek Preserve Totals:	6,675	6,000	6,000	6,000	0
629 - Mosaic Kayak Launch					
Parks & Recreation					
00.629.572.4600 Repair & Maintenance	0	0	0	5,000	5,000
00.629.572.5200 Operating Supplies	0	0	0	4,450	4,450
572 - Parks & Recreation Totals:	0	0	0	9,450	9,450
629 - Mosaic Kayak Launch Totals:	0	0	0	9,450	9,450

	2019-2020 Actual	2020-2021 Budget	2020-2021 Expected	2021-2022 Requested	+/- Budget
999 - Transfer					
581					
00.999.581.0013 Transfer out Grant Fund	32,608	40,000	40,000	40,000	0
00.999.581.0022 Transfer out 2020 Debt	0	110,222	110,222	125,000	14,778
00.999.581.0030 Transfer out Capital Projects	1,588,498	16,626,783	16,626,783	8,385,290	(8,241,493)
00.999.581.0031 Transfer out Capital Projects	154,984	484,846	484,846	0	(484,846)
581 - Transfers Out Totals:	1,776,091	17,261,851	17,261,851	8,550,290	(8,711,561)
999 - Transfer Totals:	1,776,091	17,261,851	17,261,851	8,550,290	(8,711,561)

Special Revenue Funds Budget Summary

	Gas Tax	Grant	Road Impact Fee	Park Impact Fee	Stormwater	Building Permit Fees	Downtown Area Revenue Sharing	Total Special Revenue Funds
Prior Year Surplus/ Beginning Fund Balance	\$ 1,220,238	\$ -	\$ 6,490,630	\$ 1,250,250	\$ 886,800	\$ 6,999,140	\$ 621,920	\$ 17,468,978
Revenues								
Ad Valorem Tax	-	-	-	-	-	-	311,000	311,000
Gas Tax	1,525,000	-	-	-	-	-	-	1,525,000
Intergovernmental Revenues	292,000	3,318,200	-	-	-	-	1,362,600	4,972,800
Impact Fees	-	-	3,502,000	252,700	-	-	-	3,754,700
License & Permits	-	-	-	-	-	1,607,000	-	1,607,000
Charges for Services	-	-	-	-	1,008,100	-	-	1,008,100
Investment Earnings	11,000	-	50,000	10,000	3,000	30,000	-	104,000
Total Revenues	1,828,000	3,318,200	3,552,000	262,700	1,011,100	1,637,000	1,673,600	13,282,600
Other Financing Sources								
Transfer from General Fund	-	40,000	-	-	-	-	-	40,000
Total Other Financing Sources	-	40,000	-	-	-	-	-	40,000
Total Revenues & Other Financing Sources	1,828,000	3,358,200	3,552,000	262,700	1,011,100	1,637,000	1,673,600	13,322,600
Total Sources of Funds	\$ 3,048,238	\$ 3,358,200	\$ 10,042,630	\$ 1,512,950	\$ 1,897,900	\$ 8,636,140	\$ 2,295,520	\$ 30,791,578
Uses of Funds								
Expenditures								
Public Safety	-	80,000	-	-	-	2,884,220	-	2,964,220
Physical Environment	-	-	-	-	520,380	-	-	520,380
Transportation	1,198,268	-	-	-	-	-	-	1,198,268
Total Expenditures	1,198,268	80,000	-	-	520,380	2,884,220	-	4,682,868
Other Financing Uses								
Transfer to Debt Service	-	-	2,487,350	-	-	-	1,073,570	3,560,920
Transfer to Capital Projects	1,841,600	3,278,200	5,975,460	1,200,000	-	-	-	12,295,260
Total Other Financing Uses	1,841,600	3,278,200	8,462,810	1,200,000	-	-	1,073,570	15,856,180
Total Expenditures & Other Financing Uses	3,039,868	3,358,200	8,462,810	1,200,000	520,380	2,884,220	1,073,570	20,539,048
Fund Balance								
Available for:								
Road Capital Projects	8,370	-	1,579,820	-	-	-	1,221,950	2,810,140
Park Capital Projects	-	-	-	312,950	-	-	-	312,950
Stormwater	-	-	-	-	1,377,520	-	-	1,377,520
Enforce Florida Building Code	-	-	-	-	-	5,751,920	-	5,751,920
Total Restricted Fund Balance	8,370	-	1,579,820	312,950	1,377,520	5,751,920	1,221,950	10,252,530
Total Use of Funds	\$ 3,048,238	\$ 3,358,200	\$ 10,042,630	\$ 1,512,950	\$ 1,897,900	\$ 8,636,140	\$ 2,295,520	\$ 30,791,578

Local Option Gas Tax Revenue

Legal Authorization

The 6-cents fuel tax, and the additional 5-cents fuel tax, pursuant to Florida Statutes §336.025, were levied by an ordinance adopted by a majority vote of the County’s governing body. The proceeds of the fuel tax are distributed to the municipalities located within Lee County based upon an interlocal agreement.

Major Assumptions

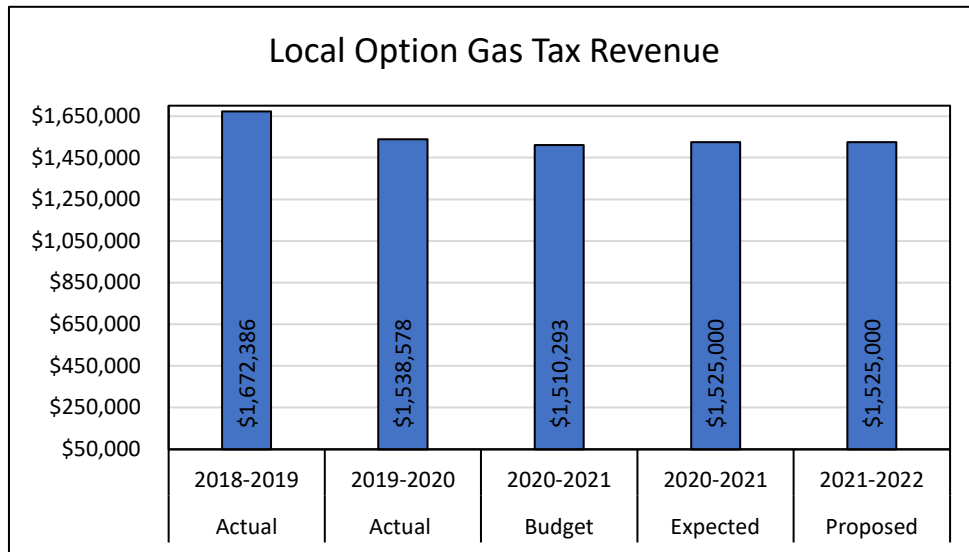
Florida Statute §336.025 allows for the distribution of the Local Option Gas Tax whether through an interlocal agreement or by transportation methodology outlined in the Statutes. The County and Cities entered into an interlocal agreement, which distributes 4.53% to the City of Bonita Springs. Revenue estimates and allocations are provided by the State.

Fee Schedule

All taxes imposed schedules are established by Florida Statutes.

Revenue Trends

	Actual 2018-2019	Actual 2019-2020	Budget 2020-2021	Expected 2020-2021	Proposed 2021-2022
Local Option Gas Tax 6 Cents	\$ 966,390	\$ 890,081	\$ 879,035	\$ 885,000	\$ 885,000
Local Option Gas Tax 5 Cents	705,996	648,497	631,258	640,000	640,000
	\$1,672,386	\$1,538,578	\$1,510,293	\$1,525,000	\$1,525,000



Shared State Revenue

Legal Authorization

State Fuel Taxes are levied pursuant to Florida Statute §206.41 with the County Local Option Gas Tax levied pursuant to Florida Statute §336.025. This revenue category is comprised of the 8 cent fuel tax collected and distributed by the State.

Major Assumptions

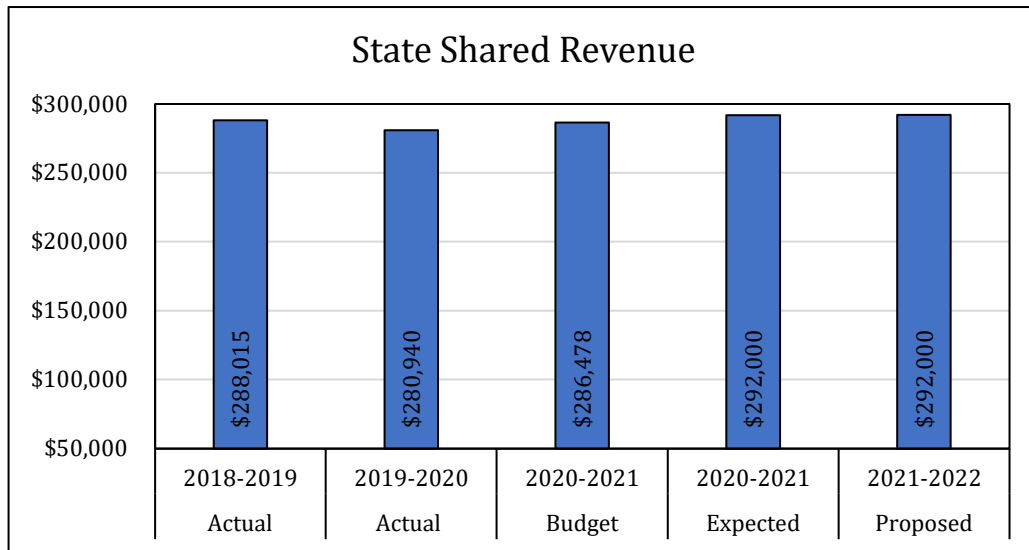
Revenue estimates and allocations are provided by the State.

Fee Schedule

Revenue Sharing is received monthly based upon an apportionment formula.

Revenue Trends

	Actual 2018-2019	Actual 2019-2020	Budget 2020-2021	Expected 2020-2021	Proposed 2021-2022
State Shared Revenues-Fuel Tax 8 cent	\$288,015	\$280,940	\$286,478	\$292,000	\$292,000



		2019-2020 Actual	2020-2021 Budget	2020-2021 Expected	2021-2022 Requested	+/-
Gas Tax Fund						
Revenue						
10.000.3611000	Interest	37,731	40,000	11,000	11,000	(29,000)
10.950.3124100	Local Option Gas Tax-6 Cents	890,081	879,035	885,000	885,000	5,965
10.951.3351200	Revenue Sharing	280,940	286,478	292,000	292,000	5,522
10.960.3124200	Local Option Gas Tax-5 Cents	648,497	631,258	640,000	640,000	8,742
Revenue Totals:		1,857,249	1,836,771	1,828,000	1,828,000	(8,771)
Expense						
10.950.541.3120	Traffic Engineering	30,516	40,000	40,000	40,000	0
10.950.541.3121	Annual Traffic Count	28,750	30,000	30,000	31,500	1,500
10.950.541.3471	Railroad Maintenance	21,631	26,000	26,000	30,000	4,000
10.950.541.3472	Decorative Lighting Maintenance	98,289	90,000	90,000	81,818	(8,182)
10.950.541.3473	Traffic Signal Maintenance	56,802	76,000	76,000	52,000	(24,000)
10.950.541.3474	Roadway Maintenance	206,580	245,000	245,000	245,000	0
10.950.541.3477	Signage Maintenance	18,652	20,000	20,000	20,000	0
10.950.541.4300	Utility Service	276,534	303,000	303,000	318,150	15,150
10.951.541.3474	Roadway Maintenance Rev Sharing	68,320	97,000	97,000	97,000	0
10.951.541.3475	Sidewalk Maintenance	0	80,000	80,000	80,000	0
10.951.541.3476	Bikepath Maintenance	0	0	0	15,000	15,000
10.951.541.3484	ROW/Drainage Survey & Title Verificatio	0	30,000	30,000	15,000	(15,000)
10.951.544.3431	Lee Tran Bus Service	159,420	160,000	160,000	172,800	12,800
10.999.581.0030	Transfer out Capital Projects	1,466,430	4,006,316	4,006,316	1,841,600	(2,164,716)
Expense Totals:		2,431,923	5,203,316	5,203,316	3,039,868	(2,163,448)
Gas Tax Fund Totals:		(574,674)	(3,366,545)	(3,375,316)	(1,211,868)	2,154,677
Grant Fund						
Revenue						
13.705.3343901	Abernathy/Felts Stormwater	0	400,000	400,000	0	(400,000)
13.705.3343950	FLDEM-Logan Blvd Regional Floodway, I	0	1,762,500	1,762,500	0	(1,762,500)
13.705.3343951	FLDEP Pine Lake Preserve	0	580,000	580,000	0	(580,000)
13.705.3343952	FLDEM-Land Aquisitions for Stormwater	0	7,050,000	7,050,000	0	(7,050,000)
13.705.3343953	Quinn/Downs/Dean West of ImperialD	0	750,000	750,000	0	(750,000)
13.705.3343954	FLDEM-Citrus Park Drainage Project	0	0	0	2,978,200	2,978,200
13.705.3345200	FLDEM-Spring Creek/BS Golf Course, Flc	0	7,425,000	7,425,000	0	(7,425,000)
13.705.3347001	FLDEP-W.Terry St. Pathways	0	200,000	200,000	0	(200,000)
13.705.3347003	FLDEP - Skate Park	0	279,849	279,849	0	(279,849)
13.706.3377000	TDC-BS River Prk	121,762	320,616	320,616	0	(320,616)
13.707.3315000	CDBG Revenue	1,139,372	382,519	382,519	300,000	(82,519)
13.707.3315010	CDBG-DR Revenue	0	16,021,919	16,021,919	0	(16,021,919)
13.708.3372000	WCIND Revenue	32,608	40,000	40,000	40,000	0
13.708.3810001	WCIND-Transfer in from General Fund	32,608	40,000	40,000	40,000	0
13.709.3315100	FEMA Hurricane Irma Reimbursements	310,987	0	0	0	0
13.710.3345000	STATE PA Hurricane Irma Reimburseme	2,835	0	0	0	0
13.712.3316900	Lee Cares Act	0	1,600,000	1,600,000	0	(1,600,000)
Revenue Totals:		1,640,173	36,852,403	36,852,403	3,358,200	(33,494,203)
Expense						
13.705.581.0030	FL-Transfer out to Capital Projects	0	8,400,000	8,400,000	2,978,200	(5,421,800)
13.705.581.0031	FL-Transfer out Capital Projects	0	279,849	279,849	0	(279,849)
13.706.581.0030	TDC-Transfer out to Capital Projects	0	270,000	270,000	0	(270,000)
13.706.581.0031	TDC-Transfer out to Capital Projects	121,762	50,616	50,616	0	(50,616)
13.707.581.0030	CDBG-Transfer out to Capital Projects	1,139,372	16,404,438	16,404,438	300,000	(16,104,438)
13.708.521.3436	Pub Safety-Law Enforcement	65,216	80,000	80,000	80,000	0
13.709.581.0001	FEMA-Transfer out to General Fund	310,987	0	0	0	0
13.709.581.0030	FEMA-Transfer out to Capital Proj Fund	0	9,767,500	9,767,500	0	(9,767,500)
13.710.581.0001	State PA-Transfer out to General Fund	2,835	0	0	0	0
13.712.581.0001	Transfer Out to General Fund	0	1,600,000	1,600,000	0	(1,600,000)
Expense Totals:		1,640,173	36,852,403	36,852,403	3,358,200	(33,494,203)
Grant Fund Totals:		0	0	0	0	0
Road Impact Fee Fund						
Revenue						
14.000.3243100	Impact Fee-Residential	521,874 3,564,034	2,160,585	4,800,000	3,202,000	1,041,415

		2019-2020 Actual	2020-2021 Budget	2020-2021 Expected	2021-2022 Requested	+/-
14.000.3243200	Impact Fees-Commercial	583,453	300,000	500,000	300,000	0
14.000.3611000	Interest	171,185	150,000	50,191	50,000	(100,000)
	Revenue Totals:	4,318,673	2,610,585	5,350,191	3,552,000	941,415
Expense						
14.999.581.0020	Transfer Out 2011 Debt Service	2,171,936	2,171,067	2,171,067	2,487,350	316,283
14.999.581.0030	Transfer Out Capital Projects	1,750,347	17,678,124	17,678,124	5,975,460	(11,702,664)
	Expense Totals:	3,922,283	19,849,191	19,849,191	8,462,810	(11,386,381)
Road Impact Fee Fund Totals:		396,389	(17,238,606)	(14,499,000)	(4,910,810)	12,327,796
Park Impact Fee Fund						
Revenue						
16.000.3246300	Park Impact Fees-Resid	424,188	259,710	580,000	252,700	(7,010)
16.000.3611000	Com Interest	0	0	10,000	0	0
16.000.3611100	Park Interest	33,540	30,000	0	10,000	(20,000)
	Revenue Totals:	457,728	289,710	590,000	262,700	(27,010)
Expense						
16.999.581.0030	Transfer out to Capital Projects	1,261,404	1,665,147	1,665,147	0	(1,665,147)
16.999.581.0031	Transfer out to Capital Projects	34,083	322,345	322,345	1,200,000	877,655
	Expense Totals:	1,295,487	1,987,492	1,987,492	1,200,000	(787,492)
Park Impact Fee Fund Totals:		(837,759)	(1,697,782)	(1,397,492)	(937,300)	760,482
Stormwater Management						
Revenue						
18.000.3252000	Stormwater Assessment Fee	1,620,548	1,508,100	1,508,100	1,008,100	(500,000)
18.000.3611000	Interest	5,666	4,000	3,000	3,000	(1,000)
	Revenue Totals:	1,626,214	1,512,100	1,511,100	1,011,100	(501,000)
Expense						
18.250.538.3112	NPDES Permit	1,459	1,459	1,459	0	(1,459)
18.250.538.3113	NPDES Consultant Assistance	15,440	22,219	22,219	0	(22,219)
18.250.538.3114	GIS Services	5,750	5,751	5,751	0	(5,751)
18.250.538.3116	TMDL Monitoring	42,746	93,274	93,274	0	(93,274)
18.250.538.3117	BMAP Program	3,944	3,944	3,944	0	(3,944)
18.250.538.3400	Stormwater Expenditures	0	631,658	631,658	0	(631,658)
18.250.538.3419	Exotic Vegetation Removal	33,053	33,053	33,053	0	(33,053)
18.250.538.3438	Natural Resources Services	50,166	103,332	103,332	0	(103,332)
18.250.538.3469	Billing and Collection Costs-Stormwater	83,030	85,000	85,000	0	(85,000)
18.250.538.3470	Drainage Maintenance	372,144	400,836	400,836	520,380	119,544
18.250.538.3480	Asset/WO Management Program	16,248	17,143	17,143	0	(17,143)
18.250.538.3491	US 41 Landscape Maintenance	72,914	72,914	72,914	0	(72,914)
18.250.538.3495	E. Terry St Landscape Maintenance	21,434	21,434	21,434	0	(21,434)
18.250.538.3496	Downtown Old 41 Landscape Maint.	19,274	19,274	19,274	0	(19,274)
18.250.538.5250	Small Tools & Equipment	809	809	809	0	(809)
	Expense Totals:	738,412	1,512,100	1,512,100	520,380	(991,720)
Stormwater Management Totals:		887,802	0	(1,000)	490,720	490,720
Building Fees Fund						
Revenue						
19.000.3290000	Fee in Lieu Bike Path/Walkway	44,028	0	0	0	0
19.210.3220000	Building Permits	2,780,045	2,200,000	2,271,000	1,607,000	(593,000)
19.210.3611000	Interest	83,537	78,000	30,000	30,000	(48,000)
	Revenue Totals:	2,907,611	2,278,000	2,301,000	1,637,000	(641,000)
Expense						
19.000.541.6401	Capital Outlay - Proportionate Fair Share	0	4,248	4,248	0	(4,248)
19.000.541.6403	Capital Outlay - Bike Path/Walkway	0	5,135	5,135	0	(5,135)
19.210.524.3400	Contractual Services	2,681,731	2,756,820	2,756,820	2,823,000	66,180
19.210.524.3426	Software Maintenance & Consulting	23,416	20,230	20,230	20,230	0
19.210.524.3427	Software Report	0	450	450	450	0

		2019-2020	2020-2021	2020-2021	2021-2022	+/-
		Actual	Budget	Expected	Requested	
19.210.524.3428	Sunshine State One	984	1,500	1,500	1,500	0
19.210.524.3429	Cental Locating Services	30,081	30,000	30,000	39,040	9,040
19.999.581.0001	Transfer out to General Fund	0	15,000	15,000	0	(15,000)
19.999.581.0030	Transfer out Capital Projects Fund	0	1,169,700	1,169,700	0	(1,169,700)
Expense Totals:		2,736,212	4,003,083	4,003,083	2,884,220	(1,118,863)
Building Fees Fund Totals:		171,399	(1,725,083)	(1,702,083)	(1,247,220)	477,863
Downtown Area Revenue Sharing						
Revenue						
23.000.3110000	Ad Valorem Taxes	226,788	255,291	255,290	311,000	55,709
23.000.3375000	Lee County Participation	955,380	1,265,243	1,265,240	1,362,600	97,357
23.000.3611000	Interest	0	2,000	(2,000)	0	(2,000)
Revenue Totals:		1,182,168	1,522,534	1,518,530	1,673,600	151,066
Expense						
23.999.581.0021	Transfer Out to 2014 Debt Service Fund	1,007,130	1,073,650	1,073,650	1,073,570	(80)
Expense Totals:		1,007,130	1,073,650	1,073,650	1,073,570	(80)
Downtown Area Revenue Sharing Totals:		175,038	448,884	444,880	600,030	151,146

Debt Service Funds Budget Summary

	Capital Projects Loan	Downtown Redevelopment Loan	Land Acquisition Loan	Total Debt Service Funds
Prior Year Surplus/Beginning Fund Balance	\$ 69,600	\$ -	\$ -	\$ 69,600
Revenues				
Investment Earnings	-	-	-	-
Total Revenues	-	-	-	-
Other Financing Sources				
Transfer from General Fund	-	-	125,000	125,000
Transfer from Impact Fees Fund	2,487,350	-	-	2,487,350
Transfer from Downtown Area				
Revenue Sharing	-	1,073,570	-	1,073,570
Total Transfers from Other Funds	2,487,350	1,073,570	125,000	3,685,920
<i>Total Revenues & Other Financing Sources</i>	2,487,350	1,073,570	125,000	3,685,920
Total Sources of Funds	\$ 2,556,950	\$ 1,073,570	\$ 125,000	\$ 3,755,520
Expenditures				
Principal Payments	\$ 2,529,000	\$ 860,000	\$ -	\$ 3,389,000
Interest Expenditures	27,950	213,570	125,000	366,520
Bank Charges	-	-	-	-
Total Expenditures	2,556,950	1,073,570	125,000	3,755,520
Other Financing Uses				
Transfer to Other Funds	-	-	-	-
<i>Total Expenditures & Other Financing Uses</i>	2,556,950	1,073,570	125,000	3,755,520
Reserves				
Reserved for:				
Debt Service	-	-	-	-
<i>Total Reserves</i>	-	-	-	-
Total Use of Funds	\$ 2,556,950	\$ 1,073,570	\$ 125,000	\$ 3,755,520

Capital Projects Loan - 2011 Debt Fund

	2019-2020 Actual	2020-2021 Budget	2020-2021 Expected	2021-2022 Requested	+/- Budget
Revenue					
20.000.3611000 Interest	5,294	2,000	2,000	-	(2,000)
20.999.3810014 Transfer in Rd Imp Fee	2,171,936	2,171,067	2,171,067	2,487,350	316,283
Revenue Totals:	2,177,230	2,173,067	2,173,067	2,487,350	314,283
Expense					
517 - Debt Service					
20.000.517.7100 Principal	2,418,000	2,471,000	2,471,000	2,529,000	58,000
20.000.517.7200 Interest	137,219	83,196	83,196	27,950	(55,246)
517 - Debt Service Totals:	2,555,219	2,554,196	2,554,196	2,556,950	2,754
581 - Transfers Out					
20.999.581.0001 Transfer out to General Fund	2,171,936	-	-	-	-
581 - Transfers Out Totals:	2,171,936	-	-	-	-
Expense Totals:	4,727,155	2,554,196	2,554,196	2,556,950	2,754
Capital Projects Loan - 2011 Debt Fund	(2,549,925)	(381,129)	(381,129)	(69,600)	

Downtown Redevelopment Loan - 2014 Debt Fund

	2019-2020 Actual	2020-2021 Budget	2020-2021 Expected	2021-2022 Requested	+/- Budget
Revenue					
21.999.3810023 Transfer In Downtown Area Revenue	1,007,130	1,073,650	1,073,650	1,073,570	(80)
Revenue Totals:	1,007,130	1,073,650	1,073,650	1,073,570	(80)
Expense					
517 - Debt Service					
21.000.517.7100 Principal	815,000	835,000	835,000	860,000	25,000
21.000.517.7200 Interest	262,869	238,650	238,650	213,570	(25,080)
517 - Debt Service Totals:	1,077,869	1,073,650	1,073,650	1,073,570	(80)
Expense Totals:	1,077,869	1,073,650	1,073,650	1,073,570	(80)
Downtown Redevelopment Loan - 2014 Debt Fund	(70,739)	-	-	-	

Land Acquisition Loan - 2020 Debt Fund

	2019-2020 Actual	2020-2021 Budget	2020-2021 Expected	2021-2022 Requested	+/- Budget
Revenue					
22.999.3810001 Transfer in from General Fund	-	116,900	110,222	125,000	8,100
22.999.3810030 Transfer In Capital Project Fund	-	-	6,678	-	-
Revenue Totals:	-	116,900	116,900	125,000	8,100
Expense					
517 - Debt Service					
22.000.517.7200 Interest	-	116,900	116,900	125,000	8,100
517 - Debt Service Totals:	-	116,900	116,900	125,000	8,100
Expense Totals:	-	116,900	116,900	125,000	8,100
Land Acquisition Loan - 2020 Debt Fund	-	-	-	-	

		2019-2020 Actual	2020-2021 Budget	2020-2021 Expected	2021-2022 Requested	+/-
Revenue						
30.000.3840000	Proceeds from Loan	5,060,000	0	0	0	0
30.999.3810001	Transfer in from General Fund	1,588,498	16,626,783	16,626,783	8,385,290	(8,241,493)
30.999.3810010	Transfer in from Gas Tax	1,466,430	4,006,316	4,006,316	1,841,600	(2,164,716)
30.999.3810013	Transfer in from Grant Fund	1,139,372	34,841,938	34,841,938	3,278,200	(31,563,738)
30.999.3810014	Transfer in From Rd Imp Fee	1,750,347	17,678,124	17,678,124	5,975,460	(11,702,664)
30.999.3810016	Transfer in from Com Prk Imp	1,261,404	1,665,147	1,665,147	0	(1,665,147)
30.999.3810019	Transfer in from Building Fees Fund	0	1,169,700	1,169,700	0	(1,169,700)
30.999.3810022	Transfers in from Funding Partners/Deb	0	6,678	6,678	0	(6,678)
31.999.3810001	Transfer in from General Fund	154,984	484,846	484,846	0	(484,846)
31.999.3810013	Transfer in from Grant Fund	121,762	330,465	330,465	0	(330,465)
31.999.3810016	Transfer in from Com Prk Imp	34,083	322,345	322,345	1,200,000	877,655
Revenue Totals:		12,576,882	77,132,342	77,132,342	20,680,550	(56,451,792)
Expense						
513 - Finance & Administration						
30.240.513.6400	Comm Dev.Bldg Permits Tech Enhancem	0	1,112,000	1,112,000	0	(1,112,000)
30.240.513.6401	Technology Equip. Replacement Reserve	9,820	50,180	50,180	60,000	9,820
30.240.513.6402	Backups for Server Data	0	0	0	40,000	40,000
30.402.513.6400	Cameras - City Hall Chambers	0	118,381	118,381	0	(118,381)
513 - Finance & Administration Totals:		9,820	1,280,561	1,280,561	100,000	(1,180,561)
519 - Other Gen Gvmt						
30.000.519.6000	Exotic Removal of FPL ROW Path	0	10,500	10,500	0	(10,500)
30.270.519.4909	Contingency	0	38,421	38,421	0	(38,421)
30.270.519.4910	Highway Monument along I-75	0	300,000	300,000	600,000	300,000
30.270.519.4911	Urban Design	118,821	122,925	122,925	100,000	(22,925)
30.270.519.4912	Dixie Moon Relocation & Restoration	0	300,148	300,148	100,000	(200,148)
30.270.519.4920	Flagpole along I-75	0	40,000	40,000	50,000	10,000
30.270.519.4924	City Facilities Major Repairs	483,012	1,855,892	1,855,892	250,000	(1,605,892)
30.270.519.4927	Security Upgrades in City Facilities	0	65,000	65,000	0	(65,000)
30.270.519.4932	Dean St Kayak Launch Facility	89,372	12,222	12,222	0	(12,222)
30.270.519.4935	City Hall Generator Replacement	0	0	0	300,000	300,000
30.270.519.4936	City Hall Sewer Lateral Repair Asphalt O	0	0	0	55,000	55,000
30.270.519.6400	Vehicle Major Repairs & Replacement Re	0	92,782	92,782	55,000	(37,782)
519 - Other Gen Gvmt Totals:		691,205	2,837,890	2,837,890	1,510,000	(1,327,890)
537 - Conservation/Resource Mgmt						
30.000.537.6100	Water Issues/Land Acquisition from will	0	262,760	262,760	0	(262,760)
30.000.537.6105	Environmentally Sensitive Land Acquisit	0	200,000	200,000	200,000	0
30.611.537.6000	Beach Renourishment 2024	0	638,588	638,588	110,000	(528,588)
537 - Conservation/Resource Mgmt Totals:		0	1,101,348	1,101,348	310,000	(791,348)
538 - Flood/Storm Water Mgmt						
30.250.538.6100	Land Acquisition for Stormwater Purpos	6,675	10,715,261	10,715,261	0	(10,715,261)
30.250.538.6106	East Bonita Springs Stormwater Improv	5,053,322	0	0	0	0
30.250.538.6110	Quinn/Downs/Dean Buyout Program	0	5,000,000	5,000,000	1,000,000	(4,000,000)
30.250.538.6802	Spring Creek Restoration Plan	106,279	0	0	0	0
30.250.538.6806	Pine Lake Preserve	0	950,000	950,000	0	(950,000)
30.250.538.6807	Logan Blvd Floodway/Drainage	26	2,327,329	2,327,329	23,000	(2,304,329)
30.250.538.6808	Storm Water Utility	20,464	34,360	34,360	0	(34,360)
30.250.538.6809	Flood Imp-Sprg Ck BS Golf Course	24,970	9,875,030	9,875,030	966,810	(8,908,220)
30.250.538.6810	Quinn/Downs/Dean West of ImperialD	4,035	11,771,919	11,771,919	0	(11,771,919)
30.250.538.6811	Felts Ave Bio-Reactor Phase II	0	800,000	800,000	50,000	(750,000)
30.250.538.6812	Big Bend Road Drainage	0	65,978	65,978	379,380	313,402
30.250.538.6813	Citrus Park Drainage Project PH I	0	0	0	3,267,790	3,267,790
538 - Flood/Storm Water Mgmt Totals:		5,215,772	41,539,877	41,539,877	5,686,980	(35,852,897)
541 - Road & Street Facilities						
30.250.541.6300	Minor Road & Drainage Improvements	245,733	404,267	404,267	400,000	(4,267)
30.250.541.6308	Asphalt Overlays	162,457	430,721	430,721	500,000	69,279
30.250.541.6310	FDOT Pond on Arroyal Rd	7,075	87,168	87,168	0	(87,168)
30.250.541.6314	Street Light Uniformity	34,505	2,321	2,321	0	(2,321)
30.250.541.6315	East Terry Vegetative Buffer/Wall	0	350,000	350,000	0	(350,000)

		2019-2020 Actual	2020-2021 Budget	2020-2021 Expected	2021-2022 Requested	+/-
30.250.541.6317	Bonita Bch Rd/US 41 Quadrant	1,181,022	9,655,065	9,655,065	0	(9,655,065)
30.250.541.6318	Bonita Bch Rd Vision Implementation	10,468	883,048	883,048	0	(883,048)
30.250.541.6319	Roadway Restriping	0	250,000	250,000	0	(250,000)
30.250.541.6320	Multi-Use Pathways & Sidewalks	54,826	757,771	757,771	350,000	(407,771)
30.250.541.6321	Rail Road Crossing Improvements	0	353,255	353,255	0	(353,255)
30.250.541.6323	W. Terry St. Multi-Use Pathway	2,154,235	4,122,186	4,122,186	350,000	(3,772,186)
30.250.541.6324	Sun Trail	0	4,717,668	4,717,668	282,660	(4,435,008)
30.250.541.6325	Logan Blvd landscape & lighting	875,161	297,982	297,982	0	(297,982)
30.250.541.6327	Goodwin St Sidewalks & Drainage Impro	0	465,530	465,530	2,284,440	1,818,910
30.250.541.6328	Decorative Streetlight Conversion to LEI	0	479,661	479,661	50,000	(429,661)
30.250.541.6331	Pine Ave Multi-Use Pathway	9,850	0	0	0	0
30.250.541.6332	Cochran St./Pauling Lane Multi-Use Path	4,165	0	0	0	0
30.250.541.6333	Bonita Drive Pathway-Old 41 to Streetsb	94,914	1,282,993	1,282,993	0	(1,282,993)
30.250.541.6334	Maddox Lane Sidewalk	10,439	658,883	658,883	0	(658,883)
30.250.541.6335	W Terry-Pine to Rail Road	17,806	544,963	544,963	0	(544,963)
30.250.541.6336	Imperial Shores Blvd Sidewalk Project	26,065	4,758	4,758	845,620	840,862
30.250.541.6337	Dean St Sidewalks/Infras Mosaic Comm	571,468	141,843	141,843	0	(141,843)
30.250.541.6338	W Terry St South Side Sidewalk	0	0	0	110,140	110,140
30.250.541.6342	Traffic Calming	0	45,000	45,000	45,000	0
30.250.541.6343	Bridge Maintenance	0	224,672	224,672	75,000	(149,672)
30.250.541.6345	Cockleshell Sidewalk-Glen Haven Rd to S	0	134,153	134,153	0	(134,153)
30.250.541.6346	Old 41 & Strike Lane Intersection Improv	0	0	0	91,350	91,350
30.250.541.6347	Old 41 & BB Rd Quadrant	0	0	0	4,320,030	4,320,030
30.250.541.6348	Rosemary Drive	0	0	0	364,210	364,210
30.250.541.6349	Forrester Drive Drainage	0	0	0	366,050	366,050
30.250.541.6906	Median Landscape Enhancement	0	761,261	761,261	0	(761,261)
30.250.541.6908	Logan Blvd	506,985	0	0	0	0
30.270.541.6322	US 41 Bridge Beautification	0	114,000	114,000	0	(114,000)
541 - Road & Street Facilities Totals:		5,967,173	27,169,169	27,169,169	10,434,500	(16,734,669)
552 - Economic Development						
31.000.552.6311	Downtown Redevelopment	24,575	373,294	373,294	0	(373,294)
552 - Economic Development Totals:		24,575	373,294	373,294	0	(373,294)
572 - Parks & Recreation						
30.270.572.6000	Additional Soccer Fields	0	100,000	100,000	0	(100,000)
30.602.572.6022	Small Rec Building Improvements	0	60,000	60,000	0	(60,000)
30.603.572.6008	Comm Park Sealcoating Parking Lot	0	52,000	52,000	13,500	(38,500)
30.603.572.6015	Baseball Complex Master Plan- Phase I	309,255	828,567	828,567	1,000,000	171,433
30.603.572.6350	Community Park Tennis Court Resurface	0	0	0	13,360	13,360
30.604.572.6000	Pool Geothermal Heater/Chiller	0	100,000	100,000	0	(100,000)
30.604.572.6001	Pool Resurfacing	0	65,000	65,000	0	(65,000)
30.604.572.6023	Pool Roof Replacement	0	50,000	50,000	0	(50,000)
30.604.572.6024	Pool Family Restroom	0	100,000	100,000	0	(100,000)
30.605.572.6009	Riverside Parking Sealcoating Parking Lo	0	35,000	35,000	0	(35,000)
30.605.572.6010	Riverside Park Lighting to LED	0	0	0	18,000	18,000
30.605.572.6013	Bandshell Area Improvements	0	36,009	36,009	0	(36,009)
30.605.572.6017	Riverside Park Bandshell Security Project	14,336	0	0	0	0
30.605.572.6351	Depot Park Playground Expansion	0	0	0	100,000	100,000
30.610.572.6016	Dog Park Shade Structure	23,347	14,653	14,653	0	(14,653)
30.610.572.6021	Dog Park Trail Overlay	0	45,000	45,000	0	(45,000)
30.613.572.6029	Sealcoating Soccer Complex Parking	0	0	0	17,000	17,000
30.615.572.6019	Liler Hotel Roof Replacement & Stucco	0	75,000	75,000	0	(75,000)
30.615.572.6030	Liles Hotel Security Cameras	0	0	0	25,000	25,000
30.615.572.6200	Liles Hotel & Plaza Wall Exterior Painting	0	0	0	15,210	15,210
30.617.572.6001	Nature Place Shade Structure	0	18,000	18,000	0	(18,000)
30.620.572.6028	Sealcoating Marni Fields Parking	0	0	0	17,000	17,000
30.620.572.6352	Marni Fields Install Water & Sewer	0	0	0	50,000	50,000
30.621.572.6020	River Park Lanscaping & Lighting	0	270,000	270,000	0	(270,000)
30.628.572.6001	Mayhood Park Exotics Removal	24,750	60,250	60,250	0	(60,250)
30.629.572.6353	Oak Creek/Mosaic Kayak Launch	0	0	0	80,000	80,000
30.630.572.6027	Palm Ave Pocket Park	0	0	0	40,000	40,000
31.602.572.6000	Recreation Center Improvements	44,664	0	0	0	0
31.603.572.6001	Community Park Improvements	0	14,015	14,015	0	(14,015)

		2019-2020	2020-2021	2020-2021	2021-2022	+/-
		Actual	Budget	Expected	Requested	
31.604.572.6000	Pool Landscaping	0	41,474	41,474	0	(41,474)
31.604.572.6002	Children's Activity Pool	0	0	0	1,000,000	1,000,000
31.605.572.6004	Bandshell Resod	85,745	0	0	0	0
31.605.572.6008	Skate Park	36,357	558,432	558,432	200,000	(358,432)
31.610.572.6004	E Terry St Park-Dog Park	0	5,824	5,824	0	(5,824)
31.610.572.6005	Additional Trails/Entrance	196	7,133	7,133	0	(7,133)
31.615.572.6001	Resod Plaza Lawn	0	19,563	19,563	0	(19,563)
31.621.572.6007	River Prk-US 41	119,292	103,016	103,016	0	(103,016)
31.628.572.6000	Mayhood Playground	0	14,905	14,905	0	(14,905)
572 - Parks & Recreation Totals:		657,943	2,673,841	2,673,841	2,589,070	(84,771)
573 - Cultural Services						
30.270.573.4928	Acquisition of Public Art	0	50,000	50,000	50,000	0
573 - Cultural Services Totals:		0	50,000	50,000	50,000	0
575 - Special Recreation Facilities						
30.270.575.6014	Everglades Wonder Gardens Cafe' Upgra	3,716	99,684	99,684	0	(99,684)
575 - Special Recreation Facilities Totals:		3,716	99,684	99,684	0	(99,684)
581 - Transfers Out						
30.999.581.0022	Transfer out-Capital Projects 2020 Debt	0	6,678	6,678	0	(6,678)
581 - Transfers Out Totals:		0	6,678	6,678	0	(6,678)
Expense Totals:		12,570,204	77,132,342	77,132,342	20,680,550	(56,451,792)



Page intentionally left blank

CAPITAL IMPROVEMENT PLAN											
Account	Project Description	Project Phase	Funding/ Revenue Source	Expected Capital Carryover as of 5/31/21	Fiscal Year 2021-2022	Fiscal Year 2022-2023	Fiscal Year 2023-2024	Fiscal Year 2024-2025	Fiscal Year 2025-2026	Fiscal Years 2026-2027 to 2030-2031	Total Ten Year Plan
IMPROVE STORM WATER MANAGEMENT (1st STRATEGIC PRIORITY)											
30.250.538.6100	Land acquired for stormwater purposes	Planning	General Fund	3,664,890	-	-	-	-	-	-	3,664,890
			HMGP Grant	7,050,000	-	-	-	-	-	-	7,050,000
			TOTAL	10,714,890	-	-	-	-	-	-	10,714,890
30.250.538.6110	Quinn/Downs/Dean Neighborhood Buy-out	Construction	Grant-FDEO	4,997,320	-	-	-	-	-	-	4,997,320
			General Fund	-	1,000,000	-	-	-	-	-	1,000,000
			TOTAL	4,997,320	1,000,000	-	-	-	-	-	5,997,320
30.250.538.6806	Pine Lake Preserve	Construction	Grant-FDEP	360,060	-	-	-	-	-	-	360,060
			General Fund	109,640	-	-	-	-	-	-	109,640
			TOTAL	469,700	-	-	-	-	-	-	469,700
30.250.538.6807	Logan Blvd Regional Floodway/Drainage	Design	General Fund	544,840	23,000	-	-	-	-	-	567,840
			Grant-LMS-FDEM	103,170	-	-	-	-	-	-	103,170
			Grant-LMS-FEMA	1,599,380	-	-	-	-	-	-	1,599,380
			TOTAL	2,247,390	23,000	-	-	-	-	-	2,270,390
30.250.538.6809	Spring Creek/Bonita Springs Golf Course Flood Improvement	Design	General Fund	2,425,970	966,810	-	-	-	-	-	3,392,780
			Grant-LMS-FDEM	128,630	-	-	-	-	-	-	128,630
			Grant-LMS-FEMA	7,224,190	-	-	-	-	-	-	7,224,190
			TOTAL	9,778,790	966,810	-	-	-	-	-	10,745,600
30.250.538.6810	Quinn/Downs/Dean West of Imperial Drain Improvements	Design	Grant-FDEP	750,000	-	-	-	-	-	-	750,000
			Grant-FDEO	11,021,920	-	-	-	-	-	-	11,021,920
			TOTAL	11,771,920	-	-	-	-	-	-	11,771,920
30.250.538.6811	Bio-Reactor Phase II	Construction	General Fund	400,000	50,000	-	-	-	-	-	450,000
			Grant-FDEP	276,780	-	-	-	-	-	-	276,780
			TOTAL	676,780	50,000	-	-	-	-	-	726,780
30.250.538.6812	Big Bend Road Drainage	Construction	Gas Tax	55,400	379,380	-	-	-	-	434,780	
30.250.538.6813	Citrus Park Drainage Project PH I	Construction	General Fund	37,570	289,590	330,910	330,910	-	-	-	988,980
			Grant-FDEM	101,530	2,978,200	-	-	-	-	-	3,079,730
			TOTAL	139,100	3,267,790	330,910	330,910	-	-	-	4,068,710
TOTAL IMPROVE STORM WATER MANAGEMENT				\$ 40,851,290	\$ 5,686,980	\$ 330,910	\$ 330,910	\$ -	\$ -	\$ -	\$ 47,200,090
TRANSPORTATION (2nd STRATEGIC PRIORITY)											
<i>Bonita Beach Road Visioning and Quadrant:</i>											
30.250.541.6317	Bonita Bch Rd/US 41 Quadrant	Design	General Fund	182,910	-	-	-	-	-	-	182,910
			Gas Tax	899,990	-	-	-	-	-	-	899,990
			Road Impact Fee	8,564,940	-	-	-	-	-	-	8,564,940
			TOTAL	9,647,840	-	-	-	-	-	-	9,647,840
30.250.541.6318	Bonita Bch Rd Vision Implementation	Planning	General Fund	859,510	-	-	-	-	-	-	859,510
TOTAL Bonita Beach Road Visioning and Quadrant				10,507,350	-	-	-	-	-	-	10,507,350

CAPITAL IMPROVEMENT PLAN											
Account	Project Description	Project Phase	Funding/ Revenue Source	Expected Capital Carryover as of 5/31/21	Fiscal Year 2021-2022	Fiscal Year 2022-2023	Fiscal Year 2023-2024	Fiscal Year 2024-2025	Fiscal Year 2025-2026	Fiscal Years 2026-2027 to 2030-2031	Total Ten Year Plan
<i>Sidewalks and Multi-Use Pathways:</i>											
30.250.541.6320	Multi-Use Pathways & Sidewalks	Planning	General Fund	-	50,000	1,350,000	-	550,000	75,000	1,600,000	3,625,000
			Gas Tax	314,540	-	-	-	-	-	314,540	
			Road Impact Fee	443,230	-	-	-	-	-	443,230	
			Grant - CDBG	-	300,000	300,000	200,000	300,000	300,000	1,500,000	2,900,000
			Park Impact Fee	-	-	-	-	-	-	1,000,000	1,000,000
TOTAL	757,770	350,000	1,650,000	200,000	850,000	375,000	4,100,000	8,282,770			
30.250.541.6323	W. Terry St. Multi-Use Pathway	Construction	General Fund	725,000	350,000	-	-	-	-	-	1,075,000
			Park Impact Fee	719,650	-	-	-	-	-	-	719,650
			Road Impact Fee	683,890	-	-	-	-	-	-	683,890
			TOTAL	2,128,540	350,000	-	-	-	-	-	2,478,540
30.250.541.6324	Sun Trail (Rails to Trails)	Planning	Park Impact Fee	50,000	-	-	-	-	-	-	50,000
			Road Impact Fees	4,656,340	282,660	-	-	-	-	-	4,939,000
			TOTAL	4,706,340	282,660	-	-	-	-	-	4,989,000
30.250.541.6327	Goodwin Street Sidewalk & Drainage	Design	Gas Tax	57,510	792,220	-	-	-	-	-	849,730
			General Fund	-	1,492,220	2,807,300	-	-	-	-	4,299,520
			Road Impact Fees	407,740	-	-	-	-	-	-	407,740
			TOTAL	465,250	2,284,440	2,807,300	-	-	-	-	5,556,990
30.250.541.6331	Pine Ave. Multi-use Pathway	Design	Road Impact Fees	-	-	-	-	-	858,130	858,130	
30.250.541.6333	Bonita Dr Pathway-Old 41 to Streetsboro Ln	Completed	Park Impact Fee	48,770	-	-	-	-	-	-	48,770
			Road Impact Fee	431,010	-	-	-	-	-	-	431,010
			General Fund	23,680	-	-	-	-	-	-	23,680
			TOTAL	503,460	-	-	-	-	-	-	503,460
30.250.541.6334	Maddox Lane Sidewalk	Construction	Park Impact Fee	316,660	-	-	-	-	-	-	316,660
			Road Impact Fee	339,190	-	-	-	-	-	-	339,190
			TOTAL	655,850	-	-	-	-	-	-	655,850
30.250.541.6335	W. Terry - Pine St to Railroad	Construction	Gas Tax	469,220	-	-	-	-	-	-	469,220
			Road Impact Fees	339,380	-	-	-	-	-	-	339,380
			General Fund	17,180	-	-	-	-	-	-	17,180
			TOTAL	825,780	-	-	-	-	-	-	825,780

CAPITAL IMPROVEMENT PLAN											
Account	Project Description	Project Phase	Funding/ Revenue Source	Expected Capital Carryover as of 5/31/21	Fiscal Year 2021-2022	Fiscal Year 2022-2023	Fiscal Year 2023-2024	Fiscal Year 2024-2025	Fiscal Year 2025-2026	Fiscal Years 2026-2027 to 2030-2031	Total Ten Year Plan
30.250.541.6336	Imperial Shores Blvd Sidewalk	Construction	Road Impact Fee	4,760	845,620	455,340	-	-	-	-	1,305,720
30.250.541.6337	Dean Street Path & Sidewalk	Planning	Road Impact Fee	-	-	-	-	-	-	2,624,890	2,624,890
30.250.541.6338	W. Terry Street South Sidewalk	Design	Road Impact Fees	-	71,590	214,770	325,000	491,180	1,625,000	-	2,727,540
			General Fund	-	38,550	115,640	175,000	264,480	875,000	-	1,468,670
			TOTAL	-	110,140	330,410	500,000	755,660	2,500,000	-	4,196,210
30.250.541.6345	Cockleshell Sidewalk	Construction	Park Impact Fee	134,150	-	-	-	-	-	-	134,150
30.250.541.6346	Old 41 & Strike Lane Intersection Improvements	Planning	Road Impact Fees	-	91,350	356,260	356,260	-	-	-	803,870
30.250.541.6347	Old 41 & BB Rd Quadrant	Planning	Road Impact Fees	-	4,320,030	339,260	339,250	-	-	5,201,900	10,200,440
30.250.541.6348	Rosemary Drive	Planning	Road Impact Fees	-	364,210	1,166,580	1,166,580	-	-	-	2,697,370
TOTAL Sidewalks and Multi-Use Pathways				10,181,900	8,998,450	7,105,150	2,562,090	1,605,660	2,875,000	12,784,920	46,113,170
30.250.541.6300	Minor Road, Sidewalk & Drainage Improvements	Recurring	Gas Tax	355,340	-	-	-	350,000	350,000	1,750,000	2,805,340
			General Fund	-	400,000	350,000	350,000	-	-	-	1,100,000
			TOTAL	355,340	400,000	350,000	350,000	350,000	350,000	350,000	1,750,000
30.250.541.6308	Asphalt Overlays	Recurring	Gas Tax	-	500,000	200,000	125,000	125,000	200,000	750,000	1,900,000
30.250.541.6319	Roadway Restriping	Recurring	Gas Tax	250,000	-	250,000	188,990	188,990	100,000	944,940	1,922,920
30.250.541.6321	Rail Road Crossing Improvements	Planning	General Fund	-	-	-	-	-	-	750,000	750,000
30.250.541.6328	Decorative Street Lights conversion to LED	Construction	Gas Tax	459,990	50,000	-	-	-	-	-	509,990
30.250.541.6342	Traffic Calming	Construction	Gas Tax	45,000	45,000	25,000	15,000	15,000	50,000	250,000	445,000
30.250.541.6343	Bridge Maintenance	Recurring	Gas Tax	224,670	75,000	75,000	50,000	50,000	50,000	300,000	824,670
30.250.541.6349	Forrester Drive Drainage	Planning	General Fund	-	366,050	-	-	-	-	-	366,050
TOTAL TRANSPORTATION				\$ 22,024,250	\$ 10,434,500	\$ 8,005,150	\$ 3,291,080	\$ 2,334,650	\$ 3,625,000	\$ 17,529,860	\$ 67,244,490
ENVIRONMENTAL PROTECTION (4th STRATEGIC PRIORITY)											
30.000.537.6105	Environmentally Sensitive Land Acquisitions	Planning	General Fund	200,000	200,000	200,000	200,000	200,000	200,000	1,000,000	2,200,000
30.611.537.6000	Beach Renourishment Ord 12-05	Recurring	General Fund	638,590	110,000	110,000	110,000	110,000	110,000	600,000	1,788,590
TOTAL ENVIRONMENTAL PROTECTION				\$ 838,590	\$ 310,000	\$ 310,000	\$ 310,000	\$ 310,000	\$ 310,000	\$ 1,600,000	\$ 3,988,590

CAPITAL IMPROVEMENT PLAN											
Account	Project Description	Project Phase	Funding/ Revenue Source	Expected Capital Carryover as of 5/31/21	Fiscal Year 2021-2022	Fiscal Year 2022-2023	Fiscal Year 2023-2024	Fiscal Year 2024-2025	Fiscal Year 2025-2026	Fiscal Years 2026-2027 to 2030-2031	Total Ten Year Plan
COMMUNITY AESTHETICS: DEVELOP AND IMPLEMENT URBAN DESIGN (5th STRATEGIC PRIORITY)											
30.000.519.6000	Exotic Removal of FPL ROW Path	Planning	General Fund	10,500	-	-	-	-	-	-	10,500
30.250.541.6310	FDOT Pond on Arroyal Rd	Planning	General Fund	87,170	-	-	-	-	-	-	87,170
30.250.541.6315	East Terry Vegetative Buffer/Wall	Construction	General Fund	344,970	-	-	-	-	-	-	344,970
30.250.541.6906	Median Landscape Enhancement	Design	General Fund	761,260	-	-	-	-	-	-	761,260
30.270.519.4910	Highway Monuments/Welcome Signs	Planning	General Fund	300,000	600,000	250,000	250,000	-	-	-	1,400,000
30.270.519.4911	Urban Design	Planning	General Fund	77,930	100,000	200,000	200,000	-	-	-	577,930
30.270.519.4912	Goodbread Grocery (AKA Dixie Moon)	Planning	General Fund	298,100	100,000	100,000	-	-	-	-	498,100
30.270.519.4920	Flagpole along I-75	Planning	General Fund	40,000	50,000	-	-	-	-	-	90,000
30.270.519.4932	Dean St Kayak Launch	Complete	Park Impact Fees	12,220	-	-	-	-	-	-	12,220
30.270.541.6322	Imperial River US 41 Bridge Beautification	Planning	General Fund	114,000	-	-	100,000	100,000	100,000	-	414,000
30.270.572.6000	Additional Soccer Fields	Design	Park Impact Fees	100,000	-	300,000	-	-	-	-	400,000
30.270.573.4928	Acquisition of Public Art	Planning	General Fund	50,000	50,000	-	-	-	-	-	100,000
30.270.575.6014	Everglades Wonder Gardens Café upgrades	Construction	General Fund	99,690	-	-	-	-	-	-	99,690
30.602.572.6022	Small Recreation Building Improvements	Planning	General Fund	60,000	-	-	-	-	-	-	60,000
30.603.572.6008	Comm Park Sealcoating and Stop Replacements at Parking Lot	Construction	General Fund	39,380	13,500	-	-	-	-	-	52,880
30.603.572.6009	Comm Park Parking Lot Lighting to LED	Planning	General Fund	-	-	12,000	-	-	-	-	12,000
30.603.572.6015	Baseball Complex Master Plan for Design & Construction Phase I	Construction	General Fund	108,300	1,000,000	-	-	-	-	500,000	1,608,300
30.603.572.6017	Comm Park Basketball/Futsal Pavilion Resurfacing	Planning	General Fund	-	-	-	-	48,000	-	-	48,000
30.603.572.6350	Community Park Tennis Court Resurface	Planning	General Fund	-	13,360	-	-	-	-	-	13,360
30.604.572.6000	Pool Geothermal Heater/Chiller	Construction	General Fund	100,000	-	-	-	-	-	-	100,000
30.604.572.6001	Pool and Fountain Resurfacing	Construction	General Fund	65,000	-	-	-	-	-	-	65,000
30.604.572.6023	Pool Roof Replacement	Construction	General Fund	50,000	-	-	-	-	-	-	50,000
30.604.572.6024	Pool Family Restroom	Design	Park Impact Fees	100,000	-	-	-	-	-	-	100,000
30.605.572.6009	Riverside Park Sealcoating and Stop Replacements on Parking Lot	Construction	General Fund	28,910	-	-	-	-	-	-	28,910
30.605.572.6010	Riverside Park Lighting to LED	Planning	General Fund	-	18,000	-	-	-	-	-	18,000
30.605.572.6013	Bandshell Sidewalk/brick paver and flag pole holder replacement	Construction	General Fund	36,010	-	-	-	-	-	-	36,010
30.605.572.6351	Depot Park Playground Expansion	Design	General Fund	-	100,000	100,000	-	-	-	-	200,000
30.609.572.6025	Community Hall Site & Amenities Master Plan	Planning	Park Impact Fees	-	-	-	-	-	-	1,000,000	1,000,000

CAPITAL IMPROVEMENT PLAN											
Account	Project Description	Project Phase	Funding/ Revenue Source	Expected Capital Carryover as of 5/31/21	Fiscal Year 2021-2022	Fiscal Year 2022-2023	Fiscal Year 2023-2024	Fiscal Year 2024-2025	Fiscal Year 2025-2026	Fiscal Years 2026-2027 to 2030-2031	Total Ten Year Plan
30.610.572.6021	Dog Park Trail Overlay	Construction	General Fund	45,000	-	-	-	-	-	-	45,000
30.610.572.6026	Dog Beach Park	Planning	Grant-TDC	-	-	-	-	-	-	2,100,000	2,100,000
30.613.572.6029	Sealcoating Soccer Complex Parking	Planning	General Fund	-	17,000	-	-	-	-	-	17,000
30.615.572.6200	Liles Hotel & Plaza wall exterior painting	Design	General Fund	-	15,210	-	-	-	-	-	15,210
30.617.572.6001	Nature Place Shade Structure	Construction	Park Impact Fee	-	-	-	18,000	-	-	-	18,000
30.620.572.6028	Sealcoating Soccer Marni Fields Parking	Planning	General Fund	-	17,000	-	-	-	-	-	17,000
30.620.572.6352	Marni Fields Install Water & Sewer	Design	General Fund	-	50,000	-	-	-	-	-	50,000
30.628.572.6001	Mayhood Park Exotics Removal	Construction	General Fund	60,250	-	-	-	-	-	-	60,250
30.629.572.6353	Oak Creek/Mosaic Kayak Launch	Design	General Fund	-	80,000	-	-	-	-	-	80,000
30.630.572.6027	Palm Ave Pocket Park	Planning	General Fund	-	40,000	-	-	-	-	-	40,000
31.000.552.6311	Downtown Redevelopment	Construction	General Fund	201,290	-	-	-	-	-	-	201,290
31.602.572.6000	Recreation Center Expansion and Improvements	Construction	General Fund	-	-	-	200,000	-	-	-	200,000
			Park Impact Fees	-	-	300,000	-	-	-	300,000	
			TOTAL	-	-	300,000	200,000	-	-	500,000	
31.603.572.6001	Community Park Improvements	Construction	General Fund	14,020	-	-	-	-	-	14,020	
31.604.572.6000	Pool Landscaping	Planning	General Fund	38,750	-	-	-	-	-	38,750	
31.604.572.6002	Children's Activity Pool & Family Restroom	Planning	General Fund	64,800	-	-	-	-	-	-	64,800
			Park Impact Fees	-	1,000,000	-	-	-	-	1,000,000	
			TOTAL	64,800	1,000,000	-	-	-	-	1,064,800	
31.605.572.6008	Skate Park	Construction	FDEP/LWCF	279,850	-	-	-	-	-	-	279,850
			Park Impact Fee	278,440	200,000	-	-	-	-	478,440	
			TOTAL	558,290	200,000	-	-	-	-	758,290	
31.621.572.6007	River Prk-US 41	Complete	Park Impact Fee	15,900	-	-	-	-	-	-	15,900
			General Fund	36,500	-	-	-	-	-	36,500	
			TOTAL	52,400	-	-	-	-	-	52,400	
31.628.572.6000	Mayhood Playground	Construction	Park Impact Fee	-	-	14,910	-	-	-	14,910	
TOTAL COMMUNITY AESTHETICS STRATEGIC PRIORITY				\$ 3,918,240	\$ 3,464,070	\$ 1,262,000	\$ 782,910	\$ 148,000	\$ 100,000	\$ 3,600,000	\$ 13,275,220
<u>GOVERNMENT TRANSPARENCY: INCREASE OUTREACH/ACCESSIBILITY TO CITIZENS (7th STRATEGIC PRIORITY)</u>											
30.240.513.6400	Technology Enhancements- Community Development Building Permits	Construction	Building Fee Fund	993,760	-	-	-	-	-	-	993,760
TOTAL GOVERNMENT TRANSPARENCY STRATEGIC PRIORITY				993,760	\$ -	\$ -	\$ -	\$ -	\$ -	\$ -	\$ 993,760

CAPITAL IMPROVEMENT PLAN												
Account	Project Description	Project Phase	Funding/ Revenue Source	Expected Capital Carryover as of 5/31/21	Fiscal Year 2021-2022	Fiscal Year 2022-2023	Fiscal Year 2023-2024	Fiscal Year 2024-2025	Fiscal Year 2025-2026	Fiscal Years 2026-2027 to 2030-2031	Total Ten Year Plan	
OTHER CAPITAL EXPENDITURES												
30.240.513.6401	Technology Equipment	Recurring	General Fund	2,220	60,000	50,000	50,000	50,000	-	500,000	712,220	
30.240.513.6402	Back ups for Server Data	Planning	General Fund	-	40,000	-	-	-	-	-	40,000	
30.270.519.4924	City Facilities Major Repairs	Construction	General Fund	271,730	250,000	250,000	250,000	250,000	250,000	2,500,000	4,021,730	
30.270.519.4927	Security Upgrades in City Facilities	Construction	General Fund	65,000	-	-	-	-	-	-	65,000	
30.270.519.4935	City Hall Generator Replacement	Planning	General Fund	-	300,000	-	-	-	-	-	300,000	
30.270.519.4936	City Hall Sewer Lateral Repair Asphalt Overlay	Planning	General Fund	-	55,000	-	-	-	-	-	55,000	
30.270.519.6400	Vehicle Major Repairs and Replacement	Recurring	General Fund	92,780	55,000	75,000	75,000	-	-	500,000	797,780	
30.402.513.6400	Cameras in Council Chambers	Construction	General Fund	1,660	-	-	-	-	-	-	1,660	
30.615.572.6019	Liles Roof Replacement & Stucco Repairs	Construction	General Fund	75,000	-	-	-	-	-	-	75,000	
30.615.572.6030	Liles Hotel Security Cameras	Planning	General Fund	-	25,000	-	-	-	-	-	25,000	
Total Other				508,390	785,000	375,000	375,000	300,000	250,000	3,500,000	6,093,390	
TOTAL CAPITAL IMPROVEMENT PLAN				\$ 69,134,520	\$ 20,680,550	\$10,283,060	\$5,089,900	\$3,092,650	\$ 4,285,000	\$26,229,860	\$138,795,540	
FUNDING SOURCES												
			Funding/ Revenue Source	Expected Capital Carryover as of 5/31/21	Fiscal Year 2021-2022	Fiscal Year 2022-2023	Fiscal Year 2023-2024	Fiscal Year 2024-2025	Fiscal Year 2025-2026	Fiscal Years 2026-2027 to 2030-2031	Total Ten Year Plan	
			General Fund	13,470,000	8,385,290	6,300,850	2,290,910	1,572,480	1,610,000	7,950,000	41,579,530	
			Gas Tax	3,131,660	1,841,600	550,000	378,990	728,990	750,000	3,994,940	11,376,180	
			Grants	33,892,830	3,278,200	300,000	200,000	300,000	300,000	3,600,000	41,871,030	
			Road Impact Fee	15,870,480	5,975,460	2,532,210	2,187,090	491,180	1,625,000	8,684,920	37,366,340	
			Park Impact Fee	1,775,790	1,200,000	600,000	32,910	-	-	2,000,000	5,608,700	
			Building Fees	993,760	-	-	-	-	-	-	993,760	
			TOTAL	\$ 69,134,520	\$ 20,680,550	\$10,283,060	\$5,089,900	\$3,092,650	\$ 4,285,000	\$26,229,860	\$138,795,540	
									Year 1 to 5 Budgeted Expenditures			\$43,431,160

Improve Stormwater Management (1st Strategic Priority)



CIP Project Form

Strategic Objective/Goal <u>Improve Stormwater Management</u>	Year Requested <u>FY 2022-2031</u>
Capital Project Title <u>Quinn/Downs/Dean Buyout Program</u>	Account Code <u>30.250.538.6110</u>
Regulatory Mandated Project? <u>No</u>	Estimated Completion <u>to be determined</u>

Capital Project Description: Acquisition of residential structures in the Quinn/Downs/Dean Neighborhood to eliminate/reduce flooding experience for residential. The homeowners will relocate outside of a flood plain area.

Project Justification: Acquisition of residential structures will eliminate/reduce residential flooding into houses in the neighborhood. Improvement will be made to drainage systems to convey stormwater, resulting in shorter durations of standing water in the drainage system.

Capital Improvement Plan

	Estimated carry-over from FY 2021	FY 2022	FY 2023	FY 2024	FY 2025	FY 2026	FY 2027-2031	Total Ten Year Plan
Planned Expenditures	\$ 4,997,320	\$ 1,000,000	\$ -	\$ -	\$ -	\$ -	\$ -	\$ 5,997,320
Funding Schedule and Sources:								
General Fund	-	1,000,000	-	-	-	-	-	1,000,000
Other Sources: CDBG-DR Grant	4,997,320	-	-	-	-	-	-	4,997,320
To be Determined	-	-	-	-	-	-	-	-
Gas Tax	-	-	-	-	-	-	-	-
	-	-	-	-	-	-	-	-
Total	\$ 4,997,320	\$ 1,000,000	\$ -	\$ -	\$ -	\$ -	\$ -	\$ 5,997,320
Estimated Operational Costs:								
Personal Service Costs	\$ -	\$ -	\$ -	\$ -	\$ -	\$ -	\$ -	\$ -
Operating Expenditures	-	-	-	-	-	-	-	-
Other	-	-	-	-	-	-	-	-
Total	\$ -	\$ -	\$ -	\$ -	\$ -	\$ -	\$ -	\$ -

CIP Project Form

Strategic Objective/Goal <u>Improve Storm Water Management</u>	Year Requested <u>FY 2022-2031</u>
Capital Project Title <u>Logan Boulevard Regional Floodway/Drainage Project</u>	Account Code <u>30.250.538.6807</u>
Regulatory Mandated Project? <u>No</u>	Estimated Completion <u>FY 2022</u>

Capital Project Description: This Hydrological restoration project will re-hydrate critical wetland habitat and re-establish hydraulic connectivity between wetlands north and east of the City to their historical drainage basin the Cocohatchee River which lies south and west of the the City. The Project will involve construction of berms, spreader swales, flow control structures and overland flow-ways. This project will reduce flooding potential in the Imperial River by removing stormwater flows that had been diverted into the Imperial Basin by previous land development practices.

Project Justification: This project will help to reduce flooding in the Imperial River by re-establishing historic flow patterns to the Cocohatchee River that had been modified through the development of the land over the past century.

Capital Improvement Plan

	Estimated carry-over from FY 2021							Total Ten Year Plan
		FY 2022	FY 2023	FY 2024	FY 2025	FY 2026	FY 2027-2031	
Planned Expenditures	\$ 2,247,390	\$ 23,000	\$ -	\$ -	\$ -	\$ -	\$ -	\$ 2,270,390
Funding Schedule and Sources:								
General Fund - 25% Required Match	\$ 544,840	\$ 23,000	\$ -	\$ -	\$ -	\$ -	\$ -	\$ 567,840
Other Sources:								
Local Mitigation Strategy Grant-FDEM 75%	103,170	-	-	-	-	-	-	\$ 103,170
Local Mitigation Strategy Grant-FEMA 75%	1599380	-	-	-	-	-	-	\$ 1,599,380
	-	-	-	-	-	-	-	-
Total	\$ 2,247,390	\$ 23,000	\$ -	\$ -	\$ -	\$ -	\$ -	\$ 2,270,390
Estimated Operational Costs:								
Personal Service Costs	\$ -	\$ -	\$ -	\$ -	\$ -	\$ -	\$ -	\$ -
Operating Expenditures	-	-	-	-	-	-	-	-
Other	-	-	-	-	-	-	-	-
Total	\$ -	\$ -	\$ -	\$ -	\$ -	\$ -	\$ -	\$ -

CIP Project Form

Strategic Objective/Goal	Improve Storm Water Management	Year Requested	FY 2022-2031
Capital Project Title	Spring Creek/Bonita Springs Golf Course Flood Improvement	Account Code	30.250.538.6809
Regulatory Mandated Project?	No	Estimated Completion	to be determined

Capital Project Description: This project involves acquisition of the Bonita Fairways Golf Course property; planning, design and construction of a regional flowway through the golf course property including, but not be limited to, the installation of culvert crossings, construction of berms, filter marshes, flow control structures and overland flow-ways. Installation of roadway drainage systems and the upsizing of downstream culverts (west of the Golf course) within Spring Creek itself. This project will reduce flooding potential in the neighborhoods surrounding Paradise and Cockleshell Roads.

Project Justification: This project will help to reduce flooding by providing positive drainage outfalls for the communities surroundign Paradise and Cockleshell Roads.

Capital Improvement Plan

	Estimated carry-over from FY 2021							Total Ten Year Plan
		FY 2022	FY 2023	FY 2024	FY 2025	FY 2026	FY 2027-2031	
Planned Expenditures	\$ 9,778,790	\$ 966,810	\$ -	\$ -	\$ -	\$ -	\$ -	\$ 10,745,600
Funding Schedule and Sources:								
General Fund	\$ 2,425,970	\$ 966,810	\$ -	\$ -	\$ -	\$ -	\$ -	\$ 3,392,780
Other Sources:								
Local Mitigation Strategy Grant-FDEM 75%	128,630	-	-	-	-	-	-	128,630
Local Mitigation Strategy Grant-FEMA 75%	7,224,190	-	-	-	-	-	-	7,224,190
Required Match 25% (see GF carry-over)	-	-	-	-	-	-	-	-
Total	\$ 9,778,790	\$ 966,810	\$ -	\$ -	\$ -	\$ -	\$ -	\$ 10,745,600
Estimated Operational Costs:								
Personal Service Costs	\$ -	\$ -	\$ -	\$ -	\$ -	\$ -	\$ -	\$ -
Operating Expenditures	-	-	-	-	-	-	-	-
Other	-	-	-	-	-	-	-	-
Total	\$ -	\$ -	\$ -	\$ -	\$ -	\$ -	\$ -	\$ -

CIP Project Form

Strategic Objective/Goal Improve Stormwater Management

Year Requested FY 2022-2031

Capital Project Title Quinn/Downs/Dean West of Imperial

Account Code 30.250.538.6810

Drainage Imp.

Regulatory Mandated Project? No

Estimated Completion to be determined

Capital Project Description: This project will reduce stormwater impacts during large rain events in this neighborhood. The Project involves acquisition of 3 parcels to be used for storage basins; planning, design and construction of neighborhood stormwater improvements, including, but not be limited to, the installation of culvert installations, flow control structures, swales, retention ponds and overland flow-ways. Installation of local roadway drainage systems will also be considered. This project will reduce flooding potential in the Imperial River area of the Quinn/Downs neighborhood by storing storm water flows until water can move downstream.

Project Justification: Improvement to drainage systems ability to convey stormwater, resulting in shorter durations of standing water in the drainage system.

Capital Improvement Plan

	Estimated carry-over from FY 2021								Total Ten Year Plan
		FY 2022	FY 2023	FY 2024	FY 2025	FY 2026	FY 2027-2031		
Planned Expenditures	\$ 11,771,919	\$ -	\$ -	\$ -	\$ -	\$ -	\$ -	\$ -	\$ 11,771,919
Funding Schedule and Sources:									
General Fund	-	-	-	-	-	-	-	-	-
Other Sources: CDBG-DR Grant	11,021,919								11,021,919
Other Sources: Legislative Appropriation	750,000								750,000
Gas Tax	-	-	-	-	-	-	-	-	-
(No match required)	-	-	-	-	-	-	-	-	-
Total	\$ 11,771,919	\$ -	\$ -	\$ -	\$ -	\$ -	\$ -	\$ -	\$ 11,771,919
Estimated Operational Costs:									
Personal Service Costs	\$ -	\$ -	\$ -	\$ -	\$ -	\$ -	\$ -	\$ -	\$ -
Operating Expenditures	-	-	-	-	-	-	-	-	-
Other	-	-	-	-	-	-	-	-	-
Total	\$ -	\$ -	\$ -	\$ -	\$ -	\$ -	\$ -	\$ -	\$ -

CIP Project Form

Strategic Objective/Goal <u>Improve Stormwater Management</u>	Year Requested <u>FY 2022-2031</u>
Capital Project Title <u>Bio-Reactor Phase II</u>	Account Code <u>30.250.538.6811</u>
Regulatory Mandated Project? <u>No</u>	Estimated Completion <u>to be determined</u>

Capital Project Description: Design Permit and construct the following phase II improvements: Imperial River water intake, approximately 2,00 LF of piping with a pumping facility and a pre-filtration system. These improvements will provide a continuous supply of Imperial River water to the Felts ave Bio-reactor for nitrogen removal treatment.

Project Justification: This improvement will allow for continuous removal of Nitrogen from the Imperial River. The City is required by the Imperial River BMAP to reduce nitrogen loading in the river by 9,903 lbs/yr. This project will help the City achieve the regulatory removal goal.

Capital Improvement Plan

	Estimated carry-over from FY 2021	FY 2022	FY 2023	FY 2024	FY 2025	FY 2026	FY 2027-2031	Total Ten Year Plan
Planned Expenditures	\$ 676,780	\$ 50,000	\$ -	\$ -	\$ -	\$ -	\$ -	\$ 726,780
Funding Schedule and Sources:								
General Fund	400,000	50,000	-	-	-	-	-	450,000
Other Sources: FDEP HAB Grant	276,780	-	-	-	-	-	-	276,780
To be Determined	-	-	-	-	-	-	-	-
Gas Tax	-	-	-	-	-	-	-	-
	-	-	-	-	-	-	-	-
Total	\$ 676,780	\$ 50,000	\$ -	\$ -	\$ -	\$ -	\$ -	\$ 726,780
Estimated Operational Costs:								
Personal Service Costs	\$ -	\$ -	\$ -	\$ -	\$ -	\$ -	\$ -	\$ -
Operating Expenditures	-	-	-	-	-	-	-	-
Other	-	-	-	-	-	-	-	-
Total	\$ -	\$ -	\$ -	\$ -	\$ -	\$ -	\$ -	\$ -

CIP Project Form

Strategic Objective/Goal <u>Improve Stormwater Management</u>	Year Requested <u>FY 2022-2031</u>
Capital Project Title <u>Big Bend Road Drainage</u>	Account Code <u>30.250.538.6812</u>
Regulatory Mandated Project? <u>No</u>	Estimated Completion <u>to be determined</u>

Capital Project Description: Outfall and drainage improvements at the terminus of Big Bend Road to prevent tidal backflow into the drainage system , as well as conveyance improvements to facilitate the drainage of stormwater during rain events.

Project Justification: Improvement to drainage systems ability to convey stormwater, resulting in shorter durations of standing water in the drainage system.

Capital Improvement Plan

	Estimated carry-over from FY 2021	FY 2022	FY 2023	FY 2024	FY 2025	FY 2026	FY 2027-2031	Total Ten Year Plan
Planned Expenditures	\$ 55,400	\$ 379,380		\$ -	\$ -	\$ -	\$ -	\$ 434,780
Funding Schedule and Sources:								
General Fund	-	-	-	-	-	-	-	-
Other Sources:	-	-	-	-	-	-	-	-
To be Determined	-	-	-	-	-	-	-	-
Gas Tax	55,400	379,380	-	-	-	-	-	434,780
	-	-	-	-	-	-	-	-
Total	\$ 55,400	\$ 379,380	\$ -	\$ -	\$ -	\$ -	\$ -	\$ 434,780
Estimated Operational Costs:								
Personal Service Costs	\$ -	\$ -	\$ -	\$ -	\$ -	\$ -	\$ -	\$ -
Operating Expenditures	-	-	-	-	-	2,700	5,700	8,400
Other	-	-	-	-	-	-	-	-
Total	\$ -	\$ -	\$ -	\$ -	\$ -	\$ 2,700	\$ 5,700	\$ 8,400

CIP Project Form

Strategic Objective/Goal <u>Improve Stormwater Management</u>	Year Requested <u>FY 2022-2031</u>
Capital Project Title <u>Citrus Park Drainage Project PH I</u>	Account Code <u>30.250.538.6813</u>
Regulatory Mandated Project? <u>No</u>	Estimated Completion <u>to be determined</u>

Capital Project Description: The Project involves land aquisition, design and construction of storage/retention ponds; planning, design and construction of flowways through the property West of Bonita Grande Road, North of East Terry Street including, but not limited to, the installation of culverts, construction of berms, filter marshes, flow control structures and overland flow-ways. Installation of roadway drainage systems and the upsizing of downstream culverts. This project will reduce flooding potential in Citrus Park area North of Morton Ave by storing & treating storm water flows and allowing for their timely release into the Imperial River System as flood stages recede.

Project Justification: Improvement to drainage systems ability to convey stormwater, resulting in shorter durations of standing water in the drainage system.

Capital Improvement Plan

	Estimated carry-over from FY 2021							Total Ten Year Plan
		FY 2022	FY 2023	FY 2024	FY 2025	FY 2026	FY 2027-2031	
Planned Expenditures	\$ 139,100	\$ 3,267,790	\$ 330,910	\$ 330,910	\$ -	\$ -	\$ -	\$ 4,068,710
Funding Schedule and Sources:								
General Fund - 25% Required Match	37,570	289,590	330,910	330,910	-	-	-	988,980
Other Sources: HMGP Grant	101,530	2,978,200	-	-	-	-	-	3,079,730
To be Determined	-	-	-	-	-	-	-	-
Gas Tax	-	-	-	-	-	-	-	-
	-	-	-	-	-	-	-	-
Total	\$ 139,100	\$ 3,267,790	\$ 330,910	\$ 330,910	\$ -	\$ -	\$ -	\$ 4,068,710
Estimated Operational Costs:								
Personal Service Costs	\$ -	\$ -	\$ -	\$ -	\$ -	\$ -	\$ -	\$ -
Operating Expenditures	-	-	-	-	-	-	-	-
Other	-	-	-	-	-	-	-	-
Total	\$ -	\$ -	\$ -	\$ -	\$ -	\$ -	\$ -	\$ -

Transportation (2nd Strategic Priority)



CIP Project Form

Strategic Objective/Goal	Transportation	Year Requested	FY 2022-2031
Capital Project Title	Minor Road, Sidewalk, & Drainage Improvements	Account Code	30.250.541.6300
Regulatory Mandated Project?	No	Estimated Completion	On-going

Capital Project Description: Project for repair & rehabilitation of roadways and drainage infrastructure. Projects accomplished in this item would include minor road reconstruction, addition of pavement and road base to create room on the roadway for buffered bike lanes. Existing sidewalk network repairs and improvements. Repair & replacement of culvert crossings, installation of small runs of enclosed drainage, and swale restoration.

Project Justification: This is a roadway, sidewalk and drainage functionality and operational improvement item.

Capital Improvement Plan

	Estimated carry-over from FY 2021							Total Ten Year Plan
		FY 2022	FY 2023	FY 2024	FY 2025	FY 2026	FY 2027-2031	
Planned Expenditures	\$ 355,340	\$ 400,000	\$ 350,000	\$ 350,000	\$ 350,000	\$ 350,000	\$ 1,750,000	\$ 3,905,340
Funding Schedule and Sources:								
General Fund	\$ -	\$ 400,000	\$ 350,000	\$ 350,000	\$ -	\$ -	\$ -	\$ 1,100,000
Other Sources:								
Gas Tax	355,340	-	-	-	350,000	350,000	1,750,000	2,805,340
	-							
	-							
Total	\$ 355,340	\$ 400,000	\$ 350,000	\$ 350,000	\$ 350,000	\$ 350,000	\$ 1,750,000	\$ 3,905,340
Estimated Operational Costs:								
Personal Service Costs	\$ -	\$ -	\$ -	\$ -	\$ -	\$ -	\$ -	\$ -
Operating Expenditures	-	-	-	-	-	-	-	-
Other	-	-	-	-	-	-	-	-
Total	\$ -	\$ -	\$ -	\$ -	\$ -	\$ -	\$ -	\$ -

CIP Project Form

Strategic Objective/Goal <u>Transportation</u>	Year Requested <u>FY 2022-2031</u>
Capital Project Title <u>Asphalt Overlays</u>	Account Code <u>30.250.541.6308</u>
Regulatory Mandated Project? <u>No</u>	Estimated Completion <u>to be determined</u>

Capital Project Description: On-going maintenance of City Street by overlaying streets with a 1" new layer of Asphalt

Project Justification: Protects existing roadway network from structural failure.

Capital Improvement Plan

	Estimated carry-over from FY 2021	FY 2022	FY 2023	FY 2024	FY 2025	FY 2026	FY 2027-2031	Total Ten Year Plan
Planned Expenditures	\$ -	\$ 500,000	\$ 200,000	\$ 125,000	\$ 125,000	\$ 200,000	\$ 750,000	\$ 1,900,000
Funding Schedule and Sources:								
General Fund	-	-	-	-	-	-	-	-
Other Sources:	-	-	-	-	-	-	-	-
To be Determined	-	-	-	-	-	-	-	-
Gas Tax	-	500,000	200,000	125,000	125,000	200,000	750,000	1,900,000
	-	-	-	-	-	-	-	-
Total	\$ -	\$ 500,000	\$ 200,000	\$ 125,000	\$ 125,000	\$ 200,000	\$ 750,000	\$ 1,900,000
Estimated Operational Costs:								
Personal Service Costs	\$ -	\$ -	\$ -	\$ -	\$ -	\$ -	\$ -	\$ -
Operating Expenditures	-	-	-	-	-	-	-	-
Other	-	-	-	-	-	-	-	-
Total	\$ -	\$ -	\$ -	\$ -	\$ -	\$ -	\$ -	\$ -

CIP Project Form

Strategic Objective/Goal <u>Transportation</u>	Year Requested <u>FY 2022-2031</u>
Capital Project Title <u>Roadway Restriping</u>	Account Code <u>30.250.541.6319</u>
Regulatory Mandated Project? <u>No</u>	Estimated Completion <u>on-going</u>

Capital Project Description: Installing new pavement markings, to include but not limited to lane lines, directional arrows, buffered bike lanes, sharrows, stop bars, and traffic signage.

Project Justification: This is a roadway safety maintenance item

Capital Improvement Plan

	Estimated carry-over from FY 2021	FY 2022	FY 2023	FY 2024	FY 2025	FY 2026	FY 2027-2031	Total Ten Year Plan
Planned Expenditures	\$ 250,000		\$ 250,000	\$ 188,990	\$ 188,990	\$ 100,000	\$ 944,940	\$ 1,922,920
Funding Schedule and Sources:								
General Fund	\$ -	\$ -	\$ -	\$ -	\$ -	\$ -	\$ -	\$ -
Other Sources:								
Gas Tax	250,000	-	250,000	188,990	188,990	100,000	944,940	\$ 1,922,920
	-	-	-	-	-	-	-	\$ -
	-	-	-	-	-	-	-	\$ -
Total	\$ 250,000	\$ -	\$ 250,000	\$ 188,990	\$ 188,990	\$ 100,000	\$ 944,940	\$ 1,922,920
Estimated Operational Costs:								
Personal Service Costs	\$ -	\$ -	\$ -	\$ -	\$ -	\$ -	\$ -	\$ -
Operating Expenditures	-	-	-	-	-	-	-	-
Other	-	-	-	-	-	-	-	-
Total	\$ -	\$ -	\$ -	\$ -	\$ -	\$ -	\$ -	\$ -

CIP Project Form

Strategic Objective/Goal <u>Transportation</u>	Year Requested <u>FY 2022-2031</u>
Capital Project Title <u>Decorative Streetlight Conversion to LED</u>	Account Code <u>30.250.541.6328</u>
Regulatory Mandated Project? <u>No</u>	Estimated Completion <u>to be determined</u>

Capital Project Description: **FY 2021** Replace the internal 440 Volt electrical components of the City's decorative streetlights with an LED replacement Component. The City maintains 899 Decorative Streetlights along US 41, Imperial Parkway, portions of Bonita Beach Road, Old 41, and East Terry Street. **FY 22** Replace the remaining 30 High Proressure decorative streetlights in the City's inventory, along OLD US 41 from the Terry Street Intersection to Rosemary Creek, with LED fixtures.

Project Justification: LED Street Lights produce less light pollution, provide more direct illumination of the roadway, and consume less electricity than High Pressure Sodium fixtures. Additionally the High Pressure Sodium components are increasing in price and beginning to experience some supply scarcity as the lighting industry moves to LED technology.

Capital Improvement Plan

	Estimated carry-over from FY 2021	FY 2022	FY 2023	FY 2024	FY 2025	FY 2026	FY 2027-2031	Total Ten Year Plan
Planned Expenditures	\$ 459,990	\$ 50,000	\$ -	\$ -	\$ -	\$ -	\$ -	\$ 509,990
Funding Schedule and Sources:								
General Fund	-	-	-	-	-	-	-	-
Other Sources:	-	-	-	-	-	-	-	-
To be Determined	459,990	-	-	-	-	-	-	459,990
Gas Tax	-	50,000	-	-	-	-	-	50,000
	-	-	-	-	-	-	-	-
Total	\$ 459,990	\$ 50,000	\$ -	\$ -	\$ -	\$ -	\$ -	\$ 509,990
Estimated Operational Costs:								
Personal Service Costs	\$ -	\$ -	\$ -	\$ -	\$ -	\$ -	\$ -	\$ -
Operating Expenditures	-	-	23,000	23,000	25,000	27,000	260,000	358,000
Other	-	-	-	-	-	-	-	-
Total	\$ -	\$ -	\$ 23,000	\$ 23,000	\$ 25,000	\$ 27,000	\$ 260,000	\$ 358,000

CIP Project Form

Strategic Objective/Goal <u>Transportation</u>	Year Requested <u>FY 2021-2031</u>
Capital Project Title <u>Traffic Calming</u>	Account Code <u>30.250.541.6342</u>
Regulatory Mandated Project? <u>No</u>	Estimated Completion <u>to be determined</u>

Capital Project Description: Traffic Calming devises such as chicanes, speed tables, roundabouts, and interactive signage aide the motoring public in driving the City's thoroughfares at the posted safe speed. This line item is to facilitate construction and installation of traffic calming devises.

Project Justification: Public requests for traffic calming along city thoroughfares.

Capital Improvement Plan

	Estimated carry-over from FY 2021	FY 2022	FY 2023	FY 2024	FY 2025	FY 2026	FY 2027-2031	Total Ten Year Plan
Planned Expenditures	\$ 45,000	\$ 45,000	\$ 25,000	\$ 15,000	\$ 15,000	\$ 50,000	\$ 250,000	\$ 445,000
Funding Schedule and Sources:								
General Fund	-	-	-	-	-	-	-	-
Other Sources:	-	-	-	-	-	-	-	-
To be Determined	-	-	-	-	-	-	-	-
Gas Tax	45,000	45,000	25,000	15,000	15,000	50,000	250,000	445,000
	-							
Total	\$ 45,000	\$ 45,000	\$ 25,000	\$ 15,000	\$ 15,000	\$ 50,000	\$ 250,000	\$ 445,000
Estimated Operational Costs:								
Personal Service Costs	\$ -	\$ -	\$ -	\$ -	\$ -	\$ -	\$ -	\$ -
Operating Expenditures	-	-	-	-	-	-	-	-
Other	-	-	-	-	-	-	-	-
Total	\$ -	\$ -	\$ -	\$ -	\$ -	\$ -	\$ -	\$ -

CIP Project Form

Strategic Objective/Goal <u>Transportation</u>	Year Requested <u>FY 2022-2031</u>
Capital Project Title <u>Bridge Maintenance</u>	Account Code <u>30.250.541.6343</u>
Regulatory Mandated Project? <u>No</u>	Estimated Completion <u>to be determined</u>

Capital Project Description: Perform bridge repair and rehabilitation.

Project Justification: Ongoing asset maintenance and preservation item

Capital Improvement Plan

	Estimated carry-over from FY 2021	FY 2022	FY 2023	FY 2024	FY 2025	FY 2026	FY 2027-2031	Total Ten Year Plan
Planned Expenditures	\$ 224,670	\$ 75,000	\$ 75,000	\$ 50,000	\$ 50,000	\$ 50,000	\$ 300,000	\$ 824,670
Funding Schedule and Sources:								
General Fund	-	-	-	-	-	-	-	-
Other Sources:	-	-	-	-	-	-	-	-
To be Determined	-	-	-	-	-	-	-	-
Gas Tax	224,670	75,000	75,000	50,000	50,000	50,000	300,000	824,670
	-	-	-	-	-	-	-	-
Total	\$ 224,670	\$ 75,000	\$ 75,000	\$ 50,000	\$ 50,000	\$ 50,000	\$ 300,000	\$ 824,670
Estimated Operational Costs:								
Personal Service Costs	\$ -	\$ -	\$ -	\$ -	\$ -	\$ -	\$ -	\$ -
Operating Expenditures	-	-	-	-	-	-	-	-
Other	-	-	-	-	-	-	-	-
Total	\$ -	\$ -	\$ -	\$ -	\$ -	\$ -	\$ -	\$ -

CIP Project Form

Strategic Objective/Goal <u>Transportation</u>	Year Requested <u>FY 2022-2031</u>
Capital Project Title <u>Forrester Drive Drainage</u>	Account Code <u>to be determined</u>
Regulatory Mandated Project? <u>No</u>	Estimated Completion <u>to be determined</u>

Capital Project Description: Reconstruct the north south portion of Forrester drive to create a positive drainage outfall.

Project Justification: Protects roadway from structural failure.

Capital Improvement Plan

	Estimated carry-over from FY 2021							Total Ten Year Plan
		FY 2022	FY 2023	FY 2024	FY 2025	FY 2026	FY 2027-2031	
Planned Expenditures		\$ 366,050						\$ 366,050
Funding Schedule and Sources:								
General Fund	-	-	-	-	-	-	-	-
Other Sources:	-	-	-	-	-	-	-	-
To be Determined	-	-	-	-	-	-	-	-
Gas Tax	-	336,050	-	-	-	-	-	336,050
	-	-	-	-	-	-	-	-
Total	\$ -	\$ 336,050	\$ -	\$ -	\$ -	\$ -	\$ -	\$ 336,050
Estimated Operational Costs:								
Personal Service Costs	\$ -	\$ -	\$ -	\$ -	\$ -	\$ -	\$ -	\$ -
Operating Expenditures	-	-	-	-	-	-	-	-
Other	-	-	-	-	-	-	-	-
Total	\$ -	\$ -	\$ -	\$ -	\$ -	\$ -	\$ -	\$ -

Sidewalks and Multi-Use Pathways



CIP Project Form

Strategic Objective/Goal <u>Transportation</u>	Year Requested <u>FY 2022-2031</u>
Capital Project Title <u>Multi-Use Pathways & Sidewalks</u>	Account Code <u>30.250.541.6320</u>
Regulatory Mandated Project? <u>No</u>	Estimated Completion <u>on-going</u>

Capital Project Description: Implementation of Bicycle & Pedestrian projects as identified in the City's Bicycle/Pedestrian masterplan.

Project Justification: Improve Multi-Modal connectivity throughout the City by creating an attractive Citywide user friendly bicycle and pedestrian network.

Capital Improvement Plan

	Estimated carry-over from FY 2021	FY 2022	FY 2023	FY 2024	FY 2025	FY 2026	FY 2027-2031	Total Ten Year Plan
Planned Expenditures	\$ 757,770	\$ 350,000	\$ 1,650,000	\$ 200,000	\$ 850,000	\$ 375,000	\$ 4,100,000	\$ 8,282,770
Funding Schedule and Sources:								
General Fund	\$ -	\$ 50,000	\$ 1,350,000	\$ -	\$ 550,000	\$ 75,000	\$ 1,600,000	\$ 3,625,000
Road Impact Fees	443,230	-	-	-	-	-	-	\$ 443,230
Gas Tax	314,540	-	-	-	-	-	-	\$ 314,540
Park Impact Fees	-	-	-	-	-	-	1,000,000	\$ 1,000,000
Community Development Block Grant (CDBG)	-	300,000	300,000	200,000	300,000	300,000	1,500,000	\$ 2,900,000
Total	\$ 757,770	\$ 350,000	\$ 1,650,000	\$ 200,000	\$ 850,000	\$ 375,000	\$ 4,100,000	\$ 8,282,770
Estimated Operational Costs:								
Personal Service Costs	\$ -	\$ -	\$ -	\$ -	\$ -	\$ -	\$ -	\$ -
Operating Expenditures	-	-	-	-	-	-	-	-
Other	-	-	-	-	-	-	-	-
Total	\$ -	\$ -	\$ -	\$ -	\$ -	\$ -	\$ -	\$ -

CIP Project Form

Strategic Objective/Goal <u>Transportation</u>	Year Requested <u>FY 2022-2031</u>
Capital Project Title <u>West Terry Multi-use Path</u>	Account Code <u>30.250.541.6323</u>
Regulatory Mandated Project? <u>No</u>	Estimated Completion <u>to be determined</u>

Capital Project Description: The West Terry Street Multi-use Path project consists of the design and construction of a multi-use path that connects residential neighborhoods to recreational, educational, and cultural facilities. The 12 foot path will be situated along a 1.25-mile corridor on the north side of the City's east/west spine road from Pine Ave to Edenbridge Court. The path will be constructed within the City's existing road right-of-way on the north side of the roadway, project includes construction of 7 FT buffered east and west bike lanes on West Terry Street, landscaping and the potential undergrounding of electrical infrastructure.

Project Justification: Improves Bike Ped connectivity

Capital Improvement Plan

	Estimated carry-over from FY 2021	FY 2022	FY 2023	FY 2024	FY 2025	FY 2026	FY 2027-2031	Total Ten Year Plan
Planned Expenditures	\$ 2,128,540	\$ 350,000	\$ -	\$ -	\$ -	\$ -	\$ -	\$ 350,000
Funding Schedule and Sources:								
General Fund	725,000	350,000	-	-	-	-	-	1,075,000
Other Sources:	-	-	-	-	-	-	-	-
To be Determined	-	-	-	-	-	-	-	-
Park Impact Fee	719,650	-	-	-	-	-	-	719,650
Road Impact Fee	683,890	-	-	-	-	-	-	683,890
Total	\$ 2,128,540	\$ 350,000	\$ -	\$ -	\$ -	\$ -	\$ -	\$ 2,478,540
Estimated Operational Costs:								
Personal Service Costs	\$ -	\$ -	\$ -	\$ -	\$ -	\$ -	\$ -	\$ -
Operating Expenditures	-	-	-	-	-	-	-	-
Other	-	-	-	-	-	-	-	-
Total	\$ -	\$ -	\$ -	\$ -	\$ -	\$ -	\$ -	\$ -

CIP Project Form

Strategic Objective/Goal <u>Transportation & Improve Stormwater</u>	Year Requested <u>FY 2022-2031</u>
Capital Project Title <u>Goodwin Street Sidewalk & Drainage Improvements</u>	Account Code <u>30.250.541.6327</u>
Regulatory Mandated Project? <u>No</u>	Estimated Completion <u>to be determined</u>

Capital Project Description: Purchase ROW, Reconstuct Goodwin Street along the entirety of its approximately 2,600 Foot long cooridor. Reclaim the existing roadway, realign, and reconstruct the exisiting roadbed withing the expanded ROW to enable the construction of new sidewalks and drainage infrastructure from Old 41 to Matheson Ave. Underground Electrical tansmission lines to minimize impact on ROW needs.

Project Justification: No Pedestrian Facilities or formal drainage faciltities exist along Goodwin Street.

Capital Improvement Plan

	Estimated carry-over from FY 2021	FY 2022 - FY 2027-2031						Total Ten Year Plan
		FY 2022	FY 2023	FY 2024	FY 2025	FY 2026	FY 2027-2031	
Planned Expenditures	\$ 465,250	\$ 2,284,440	\$ 2,807,300	\$ -	\$ -	\$ -	\$ -	\$ 5,556,990
Funding Schedule and Sources:								
General Fund	-	1,492,220	2,807,300	-	-	-	-	4,299,520
Other Sources:	-	-	-	-	-	-	-	-
To be Determined	-	-	-	-	-	-	-	-
Gas Tax	57,510	792,220	-	-	-	-	-	849,730
Road Impact Fees	407,740	-	-	-	-	-	-	407,740
Total	\$ 465,250	\$ 2,284,440	\$ 2,807,300	\$ -	\$ -	\$ -	\$ -	\$ 5,556,990
Estimated Operational Costs:								
Personal Service Costs	\$ -	\$ -	\$ -	\$ -	\$ -	\$ -	\$ -	\$ -
Operating Expenditures	-	-	-	-	-	-	-	-
Other	-	-	-	-	-	-	-	-
Total	\$ -	\$ -	\$ -	\$ -	\$ -	\$ -	\$ -	\$ -

CIP Project Form

Strategic Objective/Goal <u>Transportation</u>	Year Requested <u>FY 2022-2031</u>
Capital Project Title <u>Pine Ave Multi-use Path</u>	Account Code <u>30.250.541.6331</u>
Regulatory Mandated Project? <u>No</u>	Estimated Completion <u>to be determined</u>

Capital Project Description: Construction of approximately 2,000 LF of 10 FT wide multiuse path on the West side of Pine Ave from West Terry Street to the City's futsal facility.

Project Justification: This project will connect to the West Terry Street Multuse path project and provide connectivity to the City's recreation center, baseball fields, tennis courts, and futsal facility.

Capital Improvement Plan

	Estimated carry-over from FY 2021							Total Ten Year Plan
		FY 2022	FY 2023	FY 2024	FY 2025	FY 2026	FY 2027-2031	
Planned Expenditures		\$ -	\$ -	\$ -	\$ -	\$ -	\$ 858,130	\$ 858,130
Funding Schedule and Sources:								
General Fund	-	-	-	-	-	-	-	-
Other Sources: Road Impact Fees	-	-	-	-	-	858,130	858,130	-
To be Determined	-	-	-	-	-	-	-	-
Gas Tax	-	-	-	-	-	-	-	-
Total	\$ -	\$ -	\$ -	\$ -	\$ -	\$ -	\$ 858,130	\$ 858,130
Estimated Operational Costs:								
Personal Service Costs	\$ -	\$ -	\$ -	\$ -	\$ -	\$ -	\$ -	-
Operating Expenditures	-	-	-	-	-	-	-	-
Other	-	-	-	-	-	-	-	-
Total	\$ -	\$ -	\$ -	\$ -	\$ -	\$ -	\$ -	\$ -

CIP Project Form

Strategic Objective/Goal <u>Transportation</u>	Year Requested <u>FY 2022-2031</u>
Capital Project Title <u>Maddox Drive Sidewalk</u>	Account Code <u>30.250.541.6334</u>
Regulatory Mandated Project? <u>No</u>	Estimated Completion <u>to be determined</u>

Capital Project Description: Construction of approximately 1,200 LF of an 8ft wide multiuse path on the south side of Maddox Lane from Cockleshell Drive to Paradise Road.

Project Justification: There are no pedesetrian facilites along Maddox Lane.

Capital Improvement Plan

	Estimated carry-over from FY 2021							Total Ten Year Plan
		FY 2022	FY 2023	FY 2024	FY 2025	FY 2026	FY 2027-2031	
Planned Expenditures	\$ 655,850	\$ -	\$ -	\$ -	\$ -	\$ -	\$ -	\$ 655,850
Funding Schedule and Sources:								
General Fund	-	-	-	-	-	-	-	-
Other Sources: Road Impact Fees	339,190	-	-	-	-	-	-	339,190
Other Sources: Park Impact Fees	316,660	-	-	-	-	-	-	316,660
Gas Tax	-	-	-	-	-	-	-	-
	-	-	-	-	-	-	-	-
Total	\$ 655,850	\$ -	\$ -	\$ -	\$ -	\$ -	\$ -	\$ 655,850
Estimated Operational Costs:								
Personal Service Costs	\$ -	\$ -	\$ -	\$ -	\$ -	\$ -	\$ -	\$ -
Operating Expenditures	-	-	-	-	-	-	-	-
Other	-	-	-	-	-	-	-	-
Total	\$ -	\$ -	\$ -	\$ -	\$ -	\$ -	\$ -	\$ -

CIP Project Form

Strategic Objective/Goal <u>Transportation</u>	Year Requested <u>FY 2022-2031</u>
Capital Project Title <u>West Terry Pine to Rail Road</u>	Account Code <u>30.250.541.6335</u>
Regulatory Mandated Project? <u>No</u>	Estimated Completion <u>to be determined</u>

Capital Project Description: Construction of approximately 900 LF of an 8 ft wide multiuse path on the north side of West Terry Street from Pine Ave to the Rail Road Track.

Project Justification: This project will replace a 5 ft wide sidewalk with an 8 ft wide multi-use path bewtween Pine Ave and the Railroad, additionally it will provide an f curb and landscape buffer to provide a buffered separation for pedestrians traversing the corridor, it will connect to the 12 ft wide multi-use path to the west of Pine Ave and to the 8 ft wide path that crosses the Railroad and Rosemary Creek.

Capital Improvement Plan

	Estimated carry-over from FY 2021							Total Ten Year Plan
		FY 2022	FY 2023	FY 2024	FY 2025	FY 2026	FY 2027-2031	
Planned Expenditures	\$ 825,780	\$ -	\$ -	\$ -	\$ -	\$ -	\$ -	\$ 825,780
Funding Schedule and Sources:								
General Fund	17,180	-	-	-	-	-	-	17,180
Other Sources:***** XFR From Multiuse Path CIP	-	-	-	-	-	-	-	-
To be Determined	-	-	-	-	-	-	-	-
Gas Tax	469,220							469,220
Road Impact Fees	339,380							339,380
Total	\$ 825,780	\$ -	\$ -	\$ -	\$ -	\$ -	\$ -	\$ 825,780
Estimated Operational Costs:								
Personal Service Costs	\$ -	\$ -	\$ -	\$ -	\$ -	\$ -	\$ -	\$ -
Operating Expenditures	-	-	-	-	-	-	-	-
Other	-	-	-	-	-	-	-	-
Total	\$ -	\$ -	\$ -	\$ -	\$ -	\$ -	\$ -	\$ -

CIP Project Form

Strategic Objective/Goal <u>Transportation</u>	Year Requested <u>FY 2022-2031</u>
Capital Project Title <u>Imperial Shores Sidewalk</u>	Account Code <u>30.250.541.6336</u>
Regulatory Mandated Project? <u>No</u>	Estimated Completion <u>to be determined</u>

Capital Project Description: Construction of an 8 FT wide sidewalk with curb & gutter and associative drainage along Imperial Shores Drive from Bonita Beach Road North to Tarpon Ave. Project design and permitting are complete.

Project Justification: There are no pedestrian facilities along Imperial Shores Drive. The corridor has a high volume of pedestrians that walk alongside the roadway.

Capital Improvement Plan

	Estimated carry-over from FY 2021							Total Ten Year Plan
		FY 2022	FY 2023	FY 2024	FY 2025	FY 2026	FY 2027-2031	
Planned Expenditures	\$ 4,760	\$ 845,620	\$ 455,340	\$ -	\$ -	\$ -	\$ -	\$ 1,300,960
Funding Schedule and Sources:								
General Fund	-	-	-	-	-	-	-	-
Other Sources: Road Impact Fees	4,760	845,620	455,340	-	-	-	-	1,305,720
To be Determined	-	-	-	-	-	-	-	-
	-	-	-	-	-	-	-	-
Total	\$ 4,760	\$ 845,620	\$ 455,340	\$ -	\$ -	\$ -	\$ -	\$ 1,305,720
Estimated Operational Costs:								
Personal Service Costs	\$ -	\$ -	\$ -	\$ -	\$ -	\$ -	\$ -	\$ -
Operating Expenditures	-	-	-	-	-	-	-	-
Other	-	-	-	-	-	-	-	-
Total	\$ -	\$ -	\$ -	\$ -	\$ -	\$ -	\$ -	\$ -

CIP Project Form

Strategic Objective/Goal <u>Transportation</u>	Year Requested <u>FY 2022-2031</u>
Capital Project Title <u>Dean Street Multi-Use Path, Sidewalk, &</u>	Account Code <u>30.250.541.6337</u>
Regulatory Mandated Project? <u>No</u>	Estimated Completion <u>to be determined</u>

Capital Project Description: From Dortch to Imperial Parkway, for approximately 3,500 LF, remove sidewalk on North Side of road, replace with 12 multiuse path, install drainage infrastructure, install new 6 ft sidewalk on south side of road. Reconstruct roadway to facilitate drainage.

Project Justification:

Capital Improvement Plan

	Estimated carry-over from FY 2021	Capital Improvement Plan						Total Ten Year Plan	
		FY 2022	FY 2023	FY 2024	FY 2025	FY 2026	FY 2027-2031		
Planned Expenditures		\$ -		\$ -		\$ -	\$ -	\$ 2,624,892	\$ 2,624,892
Funding Schedule and Sources:									\$ -
General Fund	-	-	-	-	-	-	-	-	-
Other Sources: Road Impact Fees							2,624,892		2,624,892
To be Determined	-	-	-	-	-	-	-	-	-
Gas Tax	-	-	-	-	-	-	-	-	-
	-	-	-	-	-	-	-	-	-
Total	\$ -	\$ -	\$ -	\$ -	\$ -	\$ -	\$ -	\$ 2,624,892	\$ 2,624,892
Estimated Operational Costs:									
Personal Service Costs	\$ -	\$ -	\$ -	\$ -	\$ -	\$ -	\$ -	\$ -	\$ -
Operating Expenditures	-	-	-	-	-	-	-	-	-
Other	-	-	-	-	-	-	-	-	-
Total	\$ -	\$ -	\$ -	\$ -	\$ -	\$ -	\$ -	\$ -	\$ -

CIP Project Form

Strategic Objective/Goal <u>Transportation</u>	Year Requested <u>FY 2022-2031</u>
Capital Project Title <u>West Terry St South Side Sidewalk</u>	Account Code <u>30.250.541.6338</u>
Regulatory Mandated Project? <u>No</u>	Estimated Completion <u>to be determined</u>

Capital Project Description: Design and Construct a 6 ft wide sidewalk from US 41 Sidewalk to the sidewalk that lies immediately east of the Rail Road crossing on the south ROW of West Terry Street. The project's approximate length is , a length of approximately 9,032 LF.

Project Justification: There is no sidewalk on the south side of West Terry Street

Capital Improvement Plan

	Estimated carry-over from FY 2021							Total Ten Year Plan
		FY 2022	FY 2023	FY 2024	FY 2025	FY 2026	FY 2027-2031	
Planned Expenditures	\$ -	\$ 110,140	\$ 330,410	\$ 500,000	\$ 755,660	\$ 2,500,000	\$ -	\$ 4,196,210
Funding Schedule and Sources:								
General Fund	-	38,550	115,640	175,000	264,480	875,000	-	1,468,670
Other Sources: Road Impact Fees	-	71,590	214,770	325,000	491,180	1,625,000	-	2,727,540
To be Determined	-	-	-	-	-	-	-	-
Gas Tax	-	-	-	-	-	-	-	-
	-	-	-	-	-	-	-	-
Total	\$ -	\$ 110,140	\$ 330,410	\$ 500,000	\$ 755,660	\$ 2,500,000	\$ -	\$ 4,196,210
Estimated Operational Costs:								
Personal Service Costs	\$ -	\$ -	\$ -	\$ -	\$ -	\$ -	\$ -	\$ -
Operating Expenditures	-	-	-	-	-	-	-	-
Other	-	-	-	-	-	-	-	-
Total	\$ -	\$ -	\$ -	\$ -	\$ -	\$ -	\$ -	\$ -

CIP Project Form

Strategic Objective/Goal <u>Transportation</u>	Year Requested <u>FY 2022-2031</u>
Capital Project Title <u>Cockleshell Sidewalk</u>	Account Code <u>30.250.541.6345</u>
Regulatory Mandated Project? <u>No</u>	Estimated Completion <u>to be determined</u>

Capital Project Description: Extend existing Cockleshell Sidewalk 1,300 LF from Glen Heron Drive to Shangri-La Road.

Project Justification: This connection will provide, in conjunction with the Maddox Lane Sidewalk CIP, a contiguous sidewalk network between Cockleshell Road, Maddox Lane, Paradise Road, and Shangri-La Road.

Capital Improvement Plan

	Estimated carry-over from FY 2021							Total Ten Year Plan
		FY 2022	FY 2023	FY 2024	FY 2025	FY 2026	FY 2027-2031	
Planned Expenditures	\$ 134,153	-	-	-	-	-	-	\$ 134,153
Funding Schedule and Sources:								
General Fund	-	-	-	-	-	-	-	-
Other Sources: *****Park Impact Fees	134,153	-	-	-	-	-	-	134,153
To be Determined	-	-	-	-	-	-	-	-
Gas Tax	-	-	-	-	-	-	-	-
	-	-	-	-	-	-	-	-
Total	\$ 134,153	\$ -	\$ -	\$ -	\$ -	\$ -	\$ -	\$ 134,153
Estimated Operational Costs:								
Personal Service Costs	-	-	-	-	-	-	-	-
Operating Expenditures	-	-	-	-	-	-	-	-
Other	-	-	-	-	-	-	-	-
Total	\$ -	\$ -	\$ -	\$ -	\$ -	\$ -	\$ -	\$ -

CIP Project Form

Strategic Objective/Goal Transportation

Year Requested FY 2022-2031

Capital Project Title Old41& Strike Lane Intersection

Account Code to be determined

Improvements

Regulatory Mandated Project? No

Estimated Completion to be determined

Capital Project Description: Design and install signalization, sidewalk and drainage at Old 41 and Strike Lane intersection.

Project Justification: Improve intersection function and expand bicycle and pedestrian network

Capital Improvement Plan

	Estimated carry-over from FY 2021							Total Ten Year Plan
		FY 2022	FY 2023	FY 2024	FY 2025	FY 2026	FY 2027-2031	
Planned Expenditures	\$ -	\$ 91,350	\$ 356,260	\$ 356,260	\$ -	\$ -	\$ -	\$ 803,870
Funding Schedule and Sources:								
General Fund	-	-	-	-	-	-	-	-
Other Sources: Road Impact Fees	-	91,350	356,260	356,260	-	-	-	803,870
To be Determined	-	-	-	-	-	-	-	-
Gas Tax	-	-	-	-	-	-	-	-
	-	-	-	-	-	-	-	-
Total	\$ -	\$ 91,350	\$ 356,260	\$ 356,260	\$ -	\$ -	\$ -	\$ 803,870
Estimated Operational Costs:								
Personal Service Costs	\$ -	\$ -	\$ -	\$ -	\$ -	\$ -	\$ -	\$ -
Operating Expenditures	-	-	-	-	-	-	-	-
Other	-	-	-	-	-	-	-	-
Total	\$ -	\$ -	\$ -	\$ -	\$ -	\$ -	\$ -	\$ -

CIP Project Form

Strategic Objective/Goal <u>Transportation</u>	Year Requested <u>FY 2022-2031</u>
Capital Project Title <u>Old 41 & BB Rd Quadrant</u>	Account Code <u>to be determined</u>
Regulatory Mandated Project? <u>No</u>	Estimated Completion <u>to be determined</u>

Capital Project Description: Purchase 70 foot wide ROW corridor between Old US 41 and Racetrack Road. Construct new roadway along the entirety of its approximately 2,500 foot long corridor. Construct new roadway to connect Old 41, include 12 foot and 8 foot paths, landscaping and street lights. Project includes signilization of Old 41 and New Quadrant road; and a roundabout at Racetrack Road and new quadrant road.

Project Justification: Provides a reliever road to aleviate traffic congestion at Old 41 & Bonita Beach Road intersection.

Capital Improvement Plan

	Estimated carry-over from FY 2021							Total Ten Year Plan
		FY 2022	FY 2023	FY 2024	FY 2025	FY 2026	FY 2027-2031	
Planned Expenditures	\$ -	\$ 4,320,030	\$ 339,260	\$ 339,250	\$ -	\$ -	\$ 5,201,900	\$ 10,200,440
Funding Schedule and Sources:								
Road Impact Fees	\$ -	\$ 4,320,030	\$ 339,260	\$ 339,250	\$ -	\$ -	\$ 5,201,900	\$ 10,200,440
General Fund	-	-	-	-	-	-	-	-
Other Sources:	-	-	-	-	-	-	-	-
To be Determined	-	-	-	-	-	-	-	-
Gas Tax	-	-	-	-	-	-	-	-
	-	-	-	-	-	-	-	-
Total	\$ -	\$ 4,320,030	\$ 339,260	\$ 339,250	\$ -	\$ -	\$ 5,201,900	\$ 10,200,440
Estimated Operational Costs:								
Personal Service Costs	\$ -	\$ -	\$ -	\$ -	\$ -	\$ -	\$ -	\$ -
Operating Expenditures	-	-	-	-	-	-	-	-
Other	-	-	-	-	-	-	-	-
Total	\$ -	\$ -	\$ -	\$ -	\$ -	\$ -	\$ -	\$ -

CIP Project Form

Strategic Objective/Goal <u>Transportation</u>	Year Requested <u>FY 2022-2031</u>
Capital Project Title <u>Rosemary Drive</u>	Account Code <u>to be determined</u>
Regulatory Mandated Project? <u>No</u>	Estimated Completion <u>to be determined</u>

Capital Project Description: Reconstuct Rosemary Street along the entirety of its approximately 3,030 foot long corridor. Reclaim the existing roadway, and reconstruct the exisiting roadbed, overlay 2" of asphalt. Install 18" trunckline for drainage, install f curb on both sides of roadway. Construct 8 foot sidewalk on north side of road and 10 ft sidewalk on south. Install landscaping both sides of street.

Project Justification: Rosemary Drive's pavement is failing in multiple locations, this project will rebuild the roadway and expand bicycle and pedestrian infrastructure.

Capital Improvement Plan

	Estimated carry-over from FY 2021	FY 2022 - FY 2027-2031						Total Ten Year Plan
		FY 2022	FY 2023	FY 2024	FY 2025	FY 2026	FY 2027-2031	
Planned Expenditures	\$ -	\$ 364,210	\$ 1,166,580	\$ 1,166,580	\$ -	\$ -	\$ -	\$ 2,697,370
Funding Schedule and Sources:								
General Fund	-	-	-	-	-	-	-	-
Other Sources: Road Impact Fees	-	364,210	1,166,580	1,166,580	-	-	-	2,697,370
To be Determined	-	-	-	-	-	-	-	-
Gas Tax	-	-	-	-	-	-	-	-
Total	\$ -	\$ 364,210	\$ 1,166,580	\$ 1,166,580	\$ -	\$ -	\$ -	\$ 2,697,370
Estimated Operational Costs:								
Personal Service Costs	\$ -	\$ -	\$ -	\$ -	\$ -	\$ -	\$ -	\$ -
Operating Expenditures	-	-	-	-	-	-	-	-
Other	-	-	-	-	-	-	-	-
Total	\$ -	\$ -	\$ -	\$ -	\$ -	\$ -	\$ -	\$ -

Community Aesthetics: Develop and Implement Urban Design (5th Strategic Priority)



CIP Project Form

Strategic Objective/Goal <u>Aesthetics</u>	Year Requested <u>FY 2022-2031</u>
Capital Project Title <u>East Terry Street Buffer</u>	Account Code <u>30.250.541.6315</u>
Regulatory Mandated Project? <u>No</u>	Estimated Completion <u>to be determined</u>

Capital Project Description: Buffer wall with irrigation and vegetative screening along East Terry Street from Imperial Parkway to Oliver Drive

Project Justification: Buffer Wall requested by residents in Arroyal Pines Subdivision.

Capital Improvement Plan

	Estimated carry-over from FY 2021	FY 2022	FY 2023	FY 2024	FY 2025	FY 2026	FY 2027-2031	Total Ten Year Plan
Planned Expenditures	\$ 344,970	\$ -	\$ -	\$ -	\$ -	\$ -	\$ -	\$ 344,970
Funding Schedule and Sources:								
General Fund	344,970	-	-	-	-	-	-	344,970
Other Sources:	-	-	-	-	-	-	-	-
To be Determined	-	-	-	-	-	-	-	-
Gas Tax	-	-	-	-	-	-	-	-
	-	-	-	-	-	-	-	-
Total	\$ 344,970	\$ -	\$ -	\$ -	\$ -	\$ -	\$ -	\$ 344,970
Estimated Operational Costs:								
Personal Service Costs	\$ -	\$ -	\$ -	\$ -	\$ -	\$ -	\$ -	\$ -
Operating Expenditures	-	-	-	-	-	-	-	-
Other	-	-	-	-	-	-	-	-
Total	\$ -	\$ -	\$ -	\$ -	\$ -	\$ -	\$ -	\$ -

CIP Project Form

Strategic Objective/Goal Community Aesthetics

Year Requested FY 2022

Capital Project Title Palm Ave Pocket Park

Account Code 30.630.572.6027

Regulatory Mandated Project? No

Estimated Completion FY 2022

Capital Project Description: As a continuation of the West Terry St. Multi-use path project, a pocket park is proposed on the city owned vacant property on the corner of Palm Ave and W. Terry St. in order to complete the landscape and irrigation componets of the Multi-use path. The pocket park will feature an additional 12,100 sq feet of sod, landscaping and exotic clean up as well as a continuation of the irrigation system throughout the property. Additionally, The Art in Public Places board would like to add a sculpture to this park using their requested CIP funds. A small courtyard is in the current Multi-use path plans.

Project Justification: Completion of the landscaping and small courtyard already in the W. Terry St. Multi-use path on the Palm ave property.

Capital Improvement Plan

	Estimated Budget Carry-over as of Sept. 30, 2021							Total Ten Year Plan
		FY 2022	FY 2023	FY 2024	FY 2025	FY 2026	FY 2027-2031	
Planned Expenditures	\$ -	\$ -	\$ -	\$ -	\$ -	\$ -	\$ -	\$ -
Funding Schedule and Sources:								
General Fund	\$ -	\$ 40,000	\$ -	\$ -	\$ -	\$ -	\$ -	\$ 40,000
Other Sources:								
Local Mitigation Strategy Grant 75%	-	-	-	-	-	-	-	-
	-	-	-	-	-	-	-	-
Total	\$ -	\$ 40,000	\$ -	\$ -	\$ -	\$ -	\$ -	\$ 40,000
Estimated Operational Costs:								
Personal Service Costs	\$ -	\$ -	\$ -	\$ -	\$ -	\$ -	\$ -	\$ -
Operating Expenditures	-	-	-	-	-	-	-	-
Other	-	-	-	-	-	-	-	-
Total	\$ -	\$ -	\$ -	\$ -	\$ -	\$ -	\$ -	\$ -

CIP Project Form

Strategic Objective/Goal <u>Community Aesthetics</u> Capital Project Title <u>Baseball Complex Master Plan for Design and Construction for Phase 2</u> Regulatory Mandated Project? <u>No</u>	Year Requested <u>FY 2022</u> Account Code <u>30.603.572.6015</u> Estimated Completion <u>FY 2022</u>
---	---

Capital Project Description: In continuation of the Phase 1 Baseball Complex Improvements, Phase 2 will be the design and construction of new field layouts to Little League specifications with turf replacement and baseline realignment, fencing for all fields, backstops, dugouts, scoreboard replacements, scorekeeper tables, foul poles and spectator areas.

Project Justification: Phase 2 is needed in order to provide safe and standard sized playing fields as well as construction of facilities had to be removed during Phase 1 construction.

Capital Improvement Plan

	Estimated Budget Carry-over as of Sept. 30, 2021								Total Ten Year Plan
		FY 2022	FY 2023	FY 2024	FY 2025	FY 2026	FY 2027-2031		
Planned Expenditures	\$ 108,300	\$ 1,000,000	\$ -	\$ -	\$ -	\$ -	\$ -	\$ 500,000	\$ 1,608,300
Funding Schedule and Sources:									
General Fund	\$ 108,300	\$ 1,000,000	\$ -	\$ -	\$ -	\$ -	\$ -	\$ 500,000	\$ 1,608,300
Other Sources:									
Local Mitigation Strategy Grant 75%	-	-	-	-	-	-	-	-	-
	-	-	-	-	-	-	-	-	-
Total	\$ 108,300	\$ 1,000,000	\$ -	\$ -	\$ -	\$ -	\$ -	\$ 500,000	\$ 1,608,300
Estimated Operational Costs:									
Personal Service Costs	\$ -	\$ -	\$ -	\$ -	\$ -	\$ -	\$ -	\$ -	\$ -
Operating Expenditures	-	-	-	-	-	-	-	-	-
Other	-	-	-	-	-	-	-	-	-
Total	\$ -	\$ -	\$ -	\$ -	\$ -	\$ -	\$ -	\$ -	\$ -

CIP Project Form

Strategic Objective/Goal Community Aesthetics

Year Requested FY 2022

Capital Project Title Community Park Tennis Court resurfacing

Account Code 30.603.572.6016

Regulatory Mandated Project? No

Estimated Completion FY 2022

Capital Project Description: The Community Park Tennis Courts are showing wear and suffering from cracking of the surfacing. This needs to be addressed by resurfacing in order to bring the courts back to excellent condition once again.

Project Justification: Due to age and normal wear and tear the tennis courts are in need of resurfacing.

Capital Improvement Plan

	Estimated Budget Carry-over as of Sept. 30, 2021							Total Ten Year Plan
		FY 2022	FY 2023	FY 2024	FY 2025	FY 2026	FY 2027-2031	
Planned Expenditures	\$ -	\$ 13,360	\$ -	\$ -	\$ -	\$ -	\$ -	\$ 13,360
Funding Schedule and Sources:								
General Fund	\$ -	\$ 13,360	\$ -	\$ -	\$ -	\$ -	\$ -	\$ 13,360
Other Sources:								
Local Mitigation Strategy Grant 75%	-	-	-	-	-	-	-	-
	-	-	-	-	-	-	-	-
	-	-	-	-	-	-	-	-
Total	\$ -	\$ 13,360	\$ -	\$ -	\$ -	\$ -	\$ -	\$ 13,360
Estimated Operational Costs:								
Personal Service Costs	\$ -	\$ -	\$ -	\$ -	\$ -	\$ -	\$ -	\$ -
Operating Expenditures	-	-	-	-	-	-	-	-
Other	-	-	-	-	-	-	-	-
Total	\$ -	\$ -	\$ -	\$ -	\$ -	\$ -	\$ -	\$ -

CIP Project Form

Strategic Objective/Goal	Community Aesthetics	Year Requested	FY 2025
Capital Project Title	Community Park Basketball/Futsal Pavilion resurfacing	Account Code	30.603.572.6017
Regulatory Mandated Project?	No	Estimated Completion	FY 2025

Capital Project Description: The Community Park Outdoor Pavilion courts are showing some wear and cracking of the surfacing. This will need to be addressed in the next 3 years by filling in the cracked joints and resurfacing in order to bring the courts back to excellent condition.

Project Justification: Due to wear and cracking of the surface.

Capital Improvement Plan

	Estimated Budget Carry-over as of Sept. 30, 2021							Total Ten Year Plan
		FY 2022	FY 2023	FY 2024	FY 2025	FY 2026	FY 2027-2031	
Planned Expenditures	\$ -	\$ -	\$ -	\$ -	\$ 48,000	\$ -	\$ -	\$ 48,000
Funding Schedule and Sources:								
General Fund	\$ -	\$ -	\$ -	\$ 48,000	\$ -	\$ -	\$ -	\$ 48,000
Other Sources:								
Local Mitigation Strategy Grant 75%	-	-	-	-	-	-	-	-
	-	-	-	-	-	-	-	-
Total	\$ -	\$ -	\$ -	\$ 48,000	\$ -	\$ -	\$ -	\$ 48,000
Estimated Operational Costs:								
Personal Service Costs	\$ -	\$ -	\$ -	\$ -	\$ -	\$ -	\$ -	\$ -
Operating Expenditures	-	-	-	-	-	-	-	-
Other	-	-	-	-	-	-	-	-
Total	\$ -	\$ -	\$ -	\$ -	\$ -	\$ -	\$ -	\$ -

CIP Project Form

Strategic Objective/Goal Community Aesthetics

Year Requested FY 2022

Capital Project Title Depot Park Playground Expansion

Account Code 30.605.572.6351

Regulatory Mandated Project? No

Estimated Completion FY 2023

Capital Project Description: The Depot Park playground is a natural and unique playground which has been utilized by many children of our community. The playground currently targets younger children and is in need of an expansion to target children of all ages. We are requesting funds in FY 2022 to design an expansion of the natural elements of the playground to target children of all ages with construction to follow in FY 2023.

Project Justification: Expansion is needed in order to accommodate children of all ages.

Capital Improvement Plan

	Estimated Budget Carry-over as of Sept. 30, 2021							Total Ten Year Plan
		FY 2022	FY 2023	FY 2024	FY 2025	FY 2026	FY 2027-2031	
Planned Expenditures	\$ -	\$ 100,000	\$ 100,000	\$ -	\$ -	\$ -	\$ -	\$ 200,000
Funding Schedule and Sources:								
General Fund	\$ -	\$ 100,000	\$ 100,000	\$ -	\$ -	\$ -	\$ -	\$ 200,000
Other Sources:								
Local Mitigation Strategy Grant 75%	-	-	-	-	-	-	-	-
	-	-	-	-	-	-	-	-
	-	-	-	-	-	-	-	-
Total	\$ -	\$ 100,000	\$ 100,000	\$ -	\$ -	\$ -	\$ -	\$ 200,000
Estimated Operational Costs:								
Personal Service Costs	\$ -	\$ -	\$ -	\$ -	\$ -	\$ -	\$ -	\$ -
Operating Expenditures	-	-	-	-	-	-	-	-
Other	-	-	-	-	-	-	-	-
Total	\$ -	\$ -	\$ -	\$ -	\$ -	\$ -	\$ -	\$ -

CIP Project Form

Strategic Objective/Goal	Community Aesthetics	Year Requested	FY 2022
Capital Project Title	Liles Hotel and Liles Plaza wall exterior painting	Account Code	30.615.572.6020
Regulatory Mandated Project?	No	Estimated Completion	FY 2022

Capital Project Description: The Liles Hotel is undergoing a roof replacement and stucco repairs. Once this is complete, the entire exterior of the building and the wall that runs along the staircase behind the building as well as the structure the water tower sits atop will need to be re-painted. The metal window awnings of the building will be re-painted as well due to chipping of the paint.

Project Justification: Due to stucco repairs and chipping paint the Liles Hotel and Liles Plaza wall are in need of exterior painting.

Capital Improvement Plan

	Estimated Budget Carry-over as of Sept. 30, 2021							Total Ten Year Plan
		FY 2022	FY 2023	FY 2024	FY 2025	FY 2026	FY 2027-2031	
Planned Expenditures	\$ -	\$ 15,210	\$ -	\$ -	\$ -	\$ -	\$ -	\$ 15,210
Funding Schedule and Sources:								
General Fund	\$ -	\$ 15,210	\$ -	\$ -	\$ -	\$ -	\$ -	\$ 15,210
Other Sources:								
Local Mitigation Strategy Grant 75%	-	-	-	-	-	-	-	-
	-	-	-	-	-	-	-	-
Total	\$ -	\$ 15,210	\$ -	\$ -	\$ -	\$ -	\$ -	\$ 15,210
Estimated Operational Costs:								
Personal Service Costs	\$ -	\$ -	\$ -	\$ -	\$ -	\$ -	\$ -	\$ -
Operating Expenditures	-	-	-	-	-	-	-	-
Other	-	-	-	-	-	-	-	-
Total	\$ -	\$ -	\$ -	\$ -	\$ -	\$ -	\$ -	\$ -

CIP Project Form

Strategic Objective/Goal	Infrastructure	Year Requested	FY 2022
Capital Project Title	Marni Fields Installation of Water and Sewer connections	Account Code	30.620.572.6352
Regulatory Mandated Project?	No	Estimated Completion	FY 2022

Capital Project Description: Due to outside vendor costs and limitations of how often they can pump out the portable restroom trailer at Marni fields, water and sewer connections are needed in order for this trailer to run most efficiently and cost effective.

Project Justification: In order for the Marni restroom trailer to be used daily, water and sewer connections must be on the property.

Capital Improvement Plan

	Estimated Budget Carry-over as of Sept. 30, 2021	FY 2022						FY 2027-2031	Total Ten Year Plan
		FY 2022	FY 2023	FY 2024	FY 2025	FY 2026			
Planned Expenditures	\$ -	\$ 50,000	\$ -	\$ -	\$ -	\$ -	\$ -	\$ 50,000	
Funding Schedule and Sources:									
General Fund		\$ 50,000		\$ -		\$ -		\$ 50,000	
Other Sources:									
Local Mitigation Strategy Grant 75%	-	-	-	-	-	-	-	-	
Park Impact Fees	-	-	-	-	-	-	-	-	
Total	\$ -	\$ 50,000	\$ -	\$ -	\$ -	\$ -	\$ -	\$ 50,000	
Estimated Operational Costs:									
Personal Service Costs	\$ -	\$ -	\$ -	\$ -	\$ -	\$ -	\$ -	\$ -	
Operating Expenditures	-	-	-	-	-	-	-	-	
Other	-	-	-	-	-	-	-	-	
Total	\$ -	\$ -	\$ -	\$ -	\$ -	\$ -	\$ -	\$ -	

CIP Project Form

Strategic Objective/Goal Community Aesthetics

Year Requested FY 2022

Capital Project Title Oak Creek/Mosaic Kayak Launch

Account Code 30.629.572.6353

Regulatory Mandated Project? No

Estimated Completion FY 2022

Capital Project Description: Design and Replace elements such as parking area, path, and kayak launch of the Oak Creek/Mosaic Kayak launch for ADA compliance.

Project Justification: Replace elements of the current Oak Creek/Mosaic Kayak launch for ADA compliance

Capital Improvement Plan

	Estimated Budget Carry-over as of Sept. 30, 2021							Total Ten Year Plan
		FY 2022	FY 2023	FY 2024	FY 2025	FY 2026	FY 2027-2031	
Planned Expenditures	\$ -	\$ 80,000	\$ -	\$ -	\$ -	\$ -	\$ -	\$ 80,000
Funding Schedule and Sources:								
General Fund		\$ 80,000		\$ -		\$ -		\$ 80,000
Other Sources:								
Local Mitigation Strategy Grant 75%	-	-	-	-	-	-	-	-
Park Impact Fees	-	-	-	-	-	-	-	-
	-	-	-	-	-	-	-	-
Total	\$ -	\$ 80,000	\$ -	\$ -	\$ -	\$ -	\$ -	\$ 80,000
Estimated Operational Costs:								
Personal Service Costs	\$ -	\$ -	\$ -	\$ -	\$ -	\$ -	\$ -	\$ -
Operating Expenditures	-	-	-	-	-	-	-	-
Other	-	-	-	-	-	-	-	-
Total	\$ -	\$ -	\$ -	\$ -	\$ -	\$ -	\$ -	\$ -

CIP Project Form

Strategic Objective/Goal	Community Aesthetics	Year Requested	FY 2022
Capital Project Title	Children's Activity Pool Interactive Water Feature and family restroom expansion	Account Code	31.604.572.6002
Regulatory Mandated Project?	No	Estimated Completion	FY 2022

Capital Project Description: Construction of a Children's Activity pool addition to the City's Community Pool that includes interactive water feature elements such as a splash pad, zero entry kiddie pool with a water playground structure. This will also include expanded locker rooms and a family restroom facility which are ADA compliant. Parking lot improvements include current land development code standards and ADA accessibility.

Project Justification: Expansion of the City's Community Pool is needed to allow it to be more user friendly for children and families in the community.

Capital Improvement Plan

	Estimated Budget Carry-over as of Sept. 30, 2021								Total Ten Year Plan
		FY 2022	FY 2023	FY 2024	FY 2025	FY 2026	FY 2027-2031		
Planned Expenditures	\$ -	\$ -	\$ -	\$ -	\$ -	\$ -	\$ -	\$ -	\$ -
Funding Schedule and Sources:									
General Fund	\$ 64,800			\$ -		\$ -			\$ 64,800
Other Sources:									
Local Mitigation Strategy Grant 75%	-	-	-	-	-	-	-	-	-
Park Impact Fees	-	1,000,000	-	-	-	-	-	-	1,000,000
	-	-	-	-	-	-	-	-	-
Total	\$ 64,800	\$ 1,000,000	\$ -	\$ -	\$ -	\$ -	\$ -	\$ -	\$ 1,064,800
Estimated Operational Costs:									
Personal Service Costs	\$ -	\$ -	\$ -	\$ -	\$ -	\$ -	\$ -	\$ -	\$ -
Operating Expenditures	-	-	-	-	-	-	-	-	-
Other	-	-	-	-	-	-	-	-	-
Total	\$ -	\$ -	\$ -	\$ -	\$ -	\$ -	\$ -	\$ -	\$ -



Page intentionally left blank

Government Transparency: Increase Outreach/Accessibility To Citizens (7th Strategic Priority)



CIP Project Form

Strategic Objective/Goal Government Transparency: Increase Outreach/Accessibility to Citizens

Year Requested FY 2022

Capital Project Title Technology Equipment Replacement

Account Code 30.240.513.6401

Regulatory Mandated Project?

Estimated Completion FY2022

Capital Project Description: Technology Equipment Replacement & Phase Two of the Technology Upgrade for Council Chambers

Project Justification: Continue to provide upgraded technology for efficient Council and Advisory Board meetings.

Capital Improvement Plan

	Estimated Budget Carry-over as of Sept. 30, 2021							Total Ten Year Plan
		FY 2022	FY 2023	FY 2024	FY 2025	FY 2026	FY 2027-2031	
Planned Expenditures	\$ 2,220	\$ 60,000	\$ 50,000	\$ 50,000	\$ 50,000	\$ -	\$ 500,000	\$ 712,220
Funding Schedule and Sources:								
General Fund	\$ 2,220	\$ 60,000	\$ 50,000	\$ 50,000	\$ 50,000	\$ -	\$ 500,000	\$ 712,220
Other Sources:								
		-	-	-	-	-	-	-
		-	-	-	-	-	-	-
		-	-	-	-	-	-	-
Total	\$ 2,220	\$ 60,000	\$ 50,000	\$ 50,000	\$ 50,000	\$ -	\$ 500,000	\$ 712,220
Estimated Operational Costs:								
Personal Service Costs	\$ -	\$ -	\$ -	\$ -	\$ -	\$ -	\$ -	\$ -
Operating Expenditures	-	-	-	-	-	-	-	-
Other	-	-	-	-	-	-	-	-
Total	\$ -	\$ -	\$ -	\$ -	\$ -	\$ -	\$ -	\$ -

CIP Project Form

Strategic Objective/Goal Government Transparency: Increase Outreach/Accessibility to Citizens

Year Requested FY 2022

Capital Project Title Back ups for server data

Account Code 30.240.513.6402

Regulatory Mandated Project?

Estimated Completion FY2022

Capital Project Description: Back ups for critical server data. Database with RAM ,16 10TB HDD's, firewall, distribution switch, battery backups, R740 RAM

Project Justification: Strengthen infrastructure to protect data.

Capital Improvement Plan

	Estimated Budget Carry-over as of Sept. 30, 2021								Total Ten Year Plan
		FY 2022	FY 2023	FY 2024	FY 2025	FY 2026	FY 2027-2031		
Planned Expenditures		\$ 40,000	\$ -	\$ -	\$ -	\$ -	\$ -	\$ -	\$ 40,000
Funding Schedule and Sources:									
General Fund		\$ 40,000	\$ -	\$ -	\$ -	\$ -	\$ -	\$ -	\$ 40,000
Other Sources:		-	-	-	-	-	-	-	-
		-	-	-	-	-	-	-	-
Total		\$ 40,000	\$ -	\$ -	\$ -	\$ -	\$ -	\$ -	\$ 40,000
Estimated Operational Costs:									
Personal Service Costs	\$ -	\$ -	\$ -	\$ -	\$ -	\$ -	\$ -	\$ -	\$ -
Operating Expenditures	-	-	-	-	-	-	-	-	-
Other	-	-	-	-	-	-	-	-	-
Total	\$ -	\$ -	\$ -	\$ -	\$ -	\$ -	\$ -	\$ -	\$ -

CIP Project Form

Strategic Objective/Goal Government Transparency: Increase Outreach/Accessibility to Citizens

Year Requested FY 2022

Capital Project Title City Hall Generator Replacement

Account Code 30.270.519.4935

Regulatory Mandated Project?

Estimated Completion FY2022

Capital Project Description: Replace generator at City Hall.

Project Justification: Strengthen infrastructure for emergency preparedness.

Capital Improvement Plan

	Estimated Budget Carry-over as of Sept. 30, 2021								Total Ten Year Plan
		FY 2022	FY 2023	FY 2024	FY 2025	FY 2026	FY 2027-2031		
Planned Expenditures		\$ 300,000	\$ -	\$ -	\$ -	\$ -	\$ -	\$ -	\$ 300,000
Funding Schedule and Sources:									
General Fund		\$ 300,000	\$ -	\$ -	\$ -	\$ -	\$ -	\$ -	\$ 300,000
Other Sources:		-	-	-	-	-	-	-	-
		-	-	-	-	-	-	-	-
Total		\$ 300,000	\$ -	\$ -	\$ -	\$ -	\$ -	\$ -	\$ 300,000
Estimated Operational Costs:									
Personal Service Costs	\$ -	\$ -	\$ -	\$ -	\$ -	\$ -	\$ -	\$ -	\$ -
Operating Expenditures	-	-	-	-	-	-	-	-	-
Other	-	-	-	-	-	-	-	-	-
Total	\$ -	\$ -	\$ -	\$ -	\$ -	\$ -	\$ -	\$ -	\$ -

CIP Project Form

Strategic Objective/Goal	Government Transparency: Increase Outreach/Accessibility to Citizens	Year Requested	FY 2022
Capital Project Title	City Hall Sewer Lateral Repair Asphalt Overlay	Account Code	30.270.519.4936
Regulatory Mandated Project?		Estimated Completion	FY2022

Capital Project Description: Repair failing sewer pipe and asphalt overlay.

Project Justification: Repair deteriorating asphalt due to failing underground sewer pipe.

Capital Improvement Plan

	Estimated Budget Carry-over as of Sept. 30, 2021								Total Ten Year Plan
		FY 2022	FY 2023	FY 2024	FY 2025	FY 2026	FY 2027-2031		
Planned Expenditures	\$ -	\$ 55,000	\$ -	\$ -	\$ -	\$ -	\$ -	\$ -	\$ 55,000
Funding Schedule and Sources:									
General Fund	\$ -	\$ 55,000	\$ -	\$ -	\$ -	\$ -	\$ -	\$ -	\$ 55,000
Other Sources:	\$ -	-	-	-	-	-	-	-	-
	\$ -	-	-	-	-	-	-	-	-
	\$ -	-	-	-	-	-	-	-	-
Total	\$ -	\$ 55,000	\$ -	\$ -	\$ -	\$ -	\$ -	\$ -	\$ 55,000
Estimated Operational Costs:									
Personal Service Costs	\$ -	\$ -	\$ -	\$ -	\$ -	\$ -	\$ -	\$ -	\$ -
Operating Expenditures	-	-	-	-	-	-	-	-	-
Other	-	-	-	-	-	-	-	-	-
Total	\$ -	\$ -	\$ -	\$ -	\$ -	\$ -	\$ -	\$ -	\$ -

CIP Project Form

Strategic Objective/Goal Government Transparency: Increase Outreach/Accessibility to Citizens

Year Requested FY 2022

Capital Project Title Liles Hotel Security Cameras

Account Code 30.615.572.6030

Regulatory Mandated Project?

Estimated Completion FY2022

Capital Project Description: Install a security camera system for the Liles Hotel and Plaza area.

Project Justification: Strengthen security and mitigate liability.

Capital Improvement Plan

	Estimated Budget Carry-over as of Sept. 30, 2021								Total Ten Year Plan
		FY 2022	FY 2023	FY 2024	FY 2025	FY 2026	FY 2027-2031		
Planned Expenditures		\$ 25,000	\$ -	\$ -	\$ -	\$ -	\$ -	\$ -	\$ 25,000
Funding Schedule and Sources:									
General Fund		\$ 25,000	\$ -	\$ -	\$ -	\$ -	\$ -	\$ -	\$ 25,000
Other Sources:		-	-	-	-	-	-	-	-
		-	-	-	-	-	-	-	-
		-	-	-	-	-	-	-	-
Total		\$ 25,000	\$ -	\$ -	\$ -	\$ -	\$ -	\$ -	\$ 25,000
Estimated Operational Costs:									
Personal Service Costs	\$ -	\$ -	\$ -	\$ -	\$ -	\$ -	\$ -	\$ -	\$ -
Operating Expenditures	-	-	-	-	-	-	-	-	-
Other	-	-	-	-	-	-	-	-	-
Total	\$ -	\$ -	\$ -	\$ -	\$ -	\$ -	\$ -	\$ -	\$ -



City of Bonita Springs, FL

Draft 7-2-21
Budget Worksheet
Account Summary

For Fiscal: 2020-2021 Period Ending: 09/30/2021

		2018-2019	2018-2019	2019-2020	2019-2020	2020-2021	2020-2021	Defined Budgets	
		Total Budget	Total Activity	Total Budget	Total Activity	Total Budget	YTD Activity	2020-2021 21 Expected	2021-2022 22 Director Requests
Fund: 00 - General Fund									
Expense									
Department: 101 - City Council									
ExpAcctCategory: 10 - Personal Services									
00.101.511.1100	Executive Wages	124,278.00	124,277.16	124,277.00	113,195.35	124,277.00	93,829.18	124,277.00	126,762.00
00.101.511.2100	FICA Taxes	10,110.00	9,541.48	10,110.00	8,498.11	10,110.00	7,391.92	10,110.00	10,585.00
00.101.511.2200	Retirement Contributions	61,589.00	60,560.34	60,672.00	54,579.09	61,232.00	40,950.07	61,232.00	65,923.00
00.101.511.2300	Health and Life Insurance	51,098.00	50,946.71	55,223.00	55,222.25	67,246.00	32,565.09	67,246.00	43,694.00
00.101.511.2305	HSA and Opt Out Payments	23,400.00	23,400.00	21,675.00	18,908.35	27,405.00	12,183.00	27,405.00	24,360.00
00.101.511.2400	Workers' Compensation	465.00	458.64	433.00	432.16	280.00	300.99	280.00	263.67
00.101.511.2500	Unemployment Compensation	142.00	141.58	127.00	126.34	125.00	196.94	125.00	621.00
ExpAcctCategory: 10 - Personal Services Total:		271,082.00	269,325.91	272,517.00	250,961.65	290,675.00	187,417.19	290,675.00	272,208.67
ExpAcctCategory: 30 - Operating Expenditures									
00.101.511.3111	Lobbying	60,000.00	60,000.00	60,000.00	60,000.00	60,000.00	40,000.00	60,000.00	60,000.00
Budget Detail									
Budget Code	Description			Units	Price	Amount			
22 Director Requests	Capitol Strategies Consultants			12.00	5,000.00	60,000.00			
00.101.511.4000	Travel & Per Diem	14,925.00	10,340.71	15,000.00	4,068.77	15,000.00	407.90	15,000.00	15,000.00
Budget Detail									
Budget Code	Description			Units	Price	Amount			
22 Director Requests	Council conferences			0.00	0.00	15,000.00			
00.101.511.4100	Communications	2,976.00	2,289.22	3,150.00	2,405.45	3,150.00	2,112.08	3,150.00	3,150.00
Budget Detail									
Budget Code	Description			Units	Price	Amount			
22 Director Requests	Council Cell Phones			0.00	0.00	3,150.00			
00.101.511.4801	Public Relations	2,001.00	1,999.80	1,287.00	1,286.87	1,000.00	176.49	1,000.00	1,000.00

Budget Worksheet

		Defined Budgets							
		2018-2019	2018-2019	2019-2020	2019-2020	2020-2021	2020-2021	2020-2021	2021-2022
		Total Budget	Total Activity	Total Budget	Total Activity	Total Budget	YTD Activity	21 Expected	22 Director Requests
Budget Detail									
Budget Code	Description			Units	Price	Amount			
22 Director Requests	Food & beverages for meetings			0.00	0.00	1,000.00			
00.101.511.5100	Office Supplies	0.00	0.00	169.00	169.00	0.00	30.66	21.00	
00.101.511.5200	Operating Supplies	148.00	57.91	566.00	565.94	300.00	1,471.82	1,436.00	500.00
Budget Detail									
Budget Code	Description			Units	Price	Amount			
22 Director Requests	Nameplates, business cards, picture			0.00	0.00	500.00			
00.101.511.5210	Clothing Allowance	200.00	124.08	500.00	325.35	500.00	369.10	500.00	500.00
Budget Detail									
Budget Code	Description			Units	Price	Amount			
22 Director Requests	City shirts and embroidery			0.00	0.00	500.00			
00.101.511.5400	Books, Publications & Member	37,072.00	36,586.63	33,977.00	33,045.73	34,750.00	33,318.98	34,750.00	27,080.00
Budget Detail									
Budget Code	Description			Units	Price	Amount			
22 Director Requests	Charlotte Harbor National Estuary			0.00	0.00	2,500.00			
22 Director Requests	CREW			0.00	0.00	100.00			
22 Director Requests	Florida League of Cities			0.00	0.00	7,000.00			
22 Director Requests	Lee County MPO			0.00	0.00	140.00			
22 Director Requests	SWFL Inc			0.00	0.00	500.00			
22 Director Requests	SWFL League of Cities			0.00	0.00	1,300.00			
22 Director Requests	SWFL Regional Planning Agency			4.00	3,760.00	15,040.00			
22 Director Requests	Various memberships			0.00	0.00	500.00			
00.101.511.5500	Training	3,200.00	1,455.00	3,358.00	2,828.00	4,500.00	2,145.00	4,000.00	4,000.00
Budget Detail									
Budget Code	Description			Units	Price	Amount			
22 Director Requests	Webinars, conferences, etc			0.00	0.00	4,000.00			
00.101.538.3100	Professional Services	0.00	0.00	0.00	0.00	50,000.00	0.00	50,000.00	50,000.00
Budget Detail									
Budget Code	Description			Units	Price	Amount			
22 Director Requests	Consulting and professional services as needed			0.00	0.00	50,000.00			
00.101.552.3102	Downtown Redevelopment	11,000.00	0.00	0.00	0.00	0.00	0.00		
00.101.552.3103	Economic Development	88,836.00	27,550.00	27,550.00	27,500.00	27,550.00	25,000.00	27,550.00	27,550.00

Budget Worksheet

		Defined Budgets							
		2018-2019	2018-2019	2019-2020	2019-2020	2020-2021	2020-2021	2020-2021	2021-2022
		Total Budget	Total Activity	Total Budget	Total Activity	Total Budget	YTD Activity	21 Expected	22 Director Requests
Budget Detail									
Budget Code	Description			Units	Price	Amount			
22 Director Requests	Downtown Alliance			0.00	0.00	50.00			
22 Director Requests	Horizon			0.00	0.00	2,500.00			
22 Director Requests	Miscellaneous Economic Development			0.00	0.00	25,000.00			
ExpAcctCategory: 30 - Operating Expenditures Total:		220,358.00	140,403.35	145,557.00	132,195.11	196,750.00	105,032.03	197,407.00	188,780.00
Department: 101 - City Council Total:		491,440.00	409,729.26	418,074.00	383,156.76	487,425.00	292,449.22	488,082.00	460,988.67
Department: 102 - Boards & Committees									
ExpAcctCategory: 30 - Operating Expenditures									
00.102.537.3441	Tree Advisory	8,000.00	7,331.57	8,000.00	0.00	8,000.00	891.60	8,000.00	8,000.00
Budget Detail									
Budget Code	Description			Units	Price	Amount			
22 Director Requests	Board activities			0.00	0.00	8,000.00			
00.102.572.4916	Bicycle/Pedestrian Safety Advis	2,000.00	0.00	2,000.00	0.00	2,000.00	0.00	2,000.00	2,000.00
Budget Detail									
Budget Code	Description			Units	Price	Amount			
22 Director Requests	Bicycle/Pedestrian Safety Advisory			1.00	2,000.00	2,000.00			
00.102.573.4906	Art In Public Places	52,057.00	52,056.40	13,500.00	12,664.80	5,000.00	0.00	5,000.00	6,000.00
Budget Detail									
Budget Code	Description			Units	Price	Amount			
22 Director Requests	Annual Art expenses			1.00	6,000.00	6,000.00			
00.102.573.4913	Historic Preservation Project	10,000.00	2,071.00	2,095.00	2,095.00	10,000.00	298.26	10,000.00	10,000.00
Budget Detail									
Budget Code	Description			Units	Price	Amount			
22 Director Requests	Project Funds			0.00	0.00	10,000.00			
00.102.573.4915	Historic Preservation Grant Pro	45,000.00	2,398.00	0.00	0.00	50,000.00	0.00	50,000.00	50,000.00
Budget Detail									
Budget Code	Description			Units	Price	Amount			
22 Director Requests	Resource Historic Rehabilitation Grant Funding			0.00	0.00	50,000.00			
00.102.573.4919	Historic Village Feasibility Stud	30,000.00	11,700.00	25,000.00	17,770.00	0.00	540.00		
00.102.573.4930	Outreach Committee	0.00	0.00	1,000.00	582.94	1,000.00	0.00	1,000.00	1,000.00

Budget Worksheet

Draft 7-2-21

For Fiscal: 2020-2021 Period Ending: 09/30/2021

		Defined Budgets							
		2018-2019	2018-2019	2019-2020	2019-2020	2020-2021	2020-2021	2020-2021	2021-2022
		Total Budget	Total Activity	Total Budget	Total Activity	Total Budget	YTD Activity	21 Expected	22 Director Requests
Budget Detail									
Budget Code	Description			Units	Price	Amount			
22 Director Requests	Board Activities			0.00	0.00	1,000.00			
ExpAcctCategory: 30 - Operating Expenditures Total:		147,057.00	75,556.97	51,595.00	33,112.74	76,000.00	1,729.86	76,000.00	77,000.00
ExpAcctCategory: 60 - Capital Outlay									
00.102.541.6340	Street Lighting Improvements	9,182.00	0.00	13,182.00	0.00	13,184.00	0.00		
ExpAcctCategory: 60 - Capital Outlay Total:		9,182.00	0.00	13,182.00	0.00	13,184.00	0.00	0.00	0.00
Department: 102 - Boards & Committees Total:		156,239.00	75,556.97	64,777.00	33,112.74	89,184.00	1,729.86	76,000.00	77,000.00
Department: 201 - City Manager									
ExpAcctCategory: 10 - Personal Services									
00.201.512.1100	Executive Wages	170,140.00	152,822.68	152,000.00	152,000.00	175,000.00	122,384.49	175,000.00	175,000.00
00.201.512.1101	Car Allowance	2,022.00	0.00	0.00	0.00	0.00	0.00		
00.201.512.1200	Regular Wages	145,395.00	113,964.33	143,580.00	143,579.68	143,042.00	104,537.88	143,042.00	154,500.00
00.201.512.1400	Overtime	0.00	0.00	217.00	216.37	0.00	0.00		
00.201.512.2100	FICA Taxes	23,031.00	20,579.12	23,139.00	21,435.81	23,681.00	16,028.99	23,681.00	23,210.00
00.201.512.2200	Retirement Contributions	90,859.00	46,664.21	52,558.00	52,557.27	67,200.00	46,160.71	67,200.00	78,629.00
00.201.512.2300	Health and Life Insurance	30,245.00	26,984.04	32,612.00	32,611.84	37,989.00	23,759.01	37,989.00	37,540.00
00.201.512.2305	Health Savings Accounts	8,142.00	7,541.35	7,977.00	7,602.11	9,896.00	5,128.94	9,896.00	9,897.00
00.201.512.2310	Life Insurance	762.00	293.76	806.00	423.24	818.00	308.43	818.00	819.00
00.201.512.2400	Workers' Compensation	1,243.00	1,227.94	1,233.00	1,232.05	690.00	805.89	690.00	629.00
00.201.512.2500	Unemployment Compensation	339.00	273.91	305.00	304.12	295.00	380.89	295.00	1,615.00
ExpAcctCategory: 10 - Personal Services Total:		472,178.00	370,351.34	414,427.00	411,962.49	458,611.00	319,495.23	458,611.00	481,839.00
ExpAcctCategory: 30 - Operating Expenditures									
00.201.512.3101	Miscellaneous Professional	6,785.00	6,784.77	30,000.00	531.00	30,000.00	550.00	30,000.00	30,000.00
Budget Detail									
Budget Code	Description			Units	Price	Amount			
22 Director Requests	Professional Services as needed			0.00	0.00	30,000.00			
00.201.512.3401	Miscellaneous Consulting Servi	14,473.00	14,472.67	0.00	0.00	0.00	0.00		
00.201.512.3426	Software Maintenance & Cons	0.00	0.00	180.00	179.88	0.00	0.00		
00.201.512.4000	Travel & Per Diem	2,000.00	606.36	1,692.00	607.85	2,000.00	80.50	2,000.00	2,000.00

Budget Worksheet

For Fiscal: 2020-2021 Period Ending: 09/30/2021

		Defined Budgets							
		2018-2019	2018-2019	2019-2020	2019-2020	2020-2021	2020-2021	2020-2021	2021-2022
		Total Budget	Total Activity	Total Budget	Total Activity	Total Budget	YTD Activity	21 Expected	22 Director Requests
Budget Detail									
Budget Code	Description			Units	Price	Amount			
22 Director Requests	Travel & Per Diem			0.00	0.00	2,000.00			
<u>00.201.512.4100</u>	Communications	1,806.00	947.64	861.00	860.19	553.00	892.57	800.00	780.00
Budget Detail									
Budget Code	Description			Units	Price	Amount			
22 Director Requests	Air card			12.00	40.00	480.00			
22 Director Requests	Conference calls			15.00	20.00	300.00			
<u>00.201.512.5200</u>	Operating Supplies	0.00	0.00	0.00	0.00	0.00	179.88	180.00	360.00
Budget Detail									
Budget Code	Description			Units	Price	Amount			
22 Director Requests	CM Adobe License			0.00	0.00	180.00			
22 Director Requests	Exec Assistant Adobe License			0.00	0.00	180.00			
<u>00.201.512.5250</u>	Small Tools & Equipment	4,833.00	4,832.56	87.00	86.85	0.00	0.00		
<u>00.201.512.5400</u>	Books, Publications & Member	5,676.00	5,676.00	3,445.00	2,800.88	3,445.00	1,544.00	3,445.00	3,705.00
Budget Detail									
Budget Code	Description			Units	Price	Amount			
22 Director Requests	APA membership			0.00	0.00	810.00			
22 Director Requests	FCCMA			0.00	0.00	450.00			
22 Director Requests	FL Planning & Zoning			0.00	0.00	70.00			
22 Director Requests	Floodplain Management			0.00	0.00	250.00			
22 Director Requests	Florida Trust			0.00	0.00	90.00			
22 Director Requests	ICCMA			0.00	0.00	1,400.00			
22 Director Requests	Other memberships			0.00	0.00	500.00			
22 Director Requests	REIS			0.00	0.00	135.00			
<u>00.201.512.5500</u>	Training	2,000.00	339.00	2,000.00	700.82	2,000.00	449.00	2,000.00	2,000.00
Budget Detail									
Budget Code	Description			Units	Price	Amount			
22 Director Requests	FCCMA Conference			0.00	0.00	300.00			
22 Director Requests	FPZA/FAPA			0.00	0.00	1,500.00			
22 Director Requests	Webinars			0.00	0.00	200.00			
ExpAcctCategory: 30 - Operating Expenditures Total:		37,573.00	33,659.00	38,265.00	5,767.47	37,998.00	3,695.95	38,425.00	38,845.00
Department: 201 - City Manager Total:		509,751.00	404,010.34	452,692.00	417,729.96	496,609.00	323,191.18	497,036.00	520,684.00

Budget Worksheet

		2018-2019	2018-2019	2019-2020	2019-2020	2020-2021	2020-2021	Defined Budgets	
		Total Budget	Total Activity	Total Budget	Total Activity	Total Budget	YTD Activity	2020-2021	2021-2022
								21 Expected	22 Director Requests
Department: 211 - Planning & Zoning									
ExpAcctCategory: 30 - Operating Expenditures									
00.211.515.3104	Outside Planning Services	12,475.00	0.00	49,000.00	22,272.72	49,000.00	0.00	40,000.00	40,000.00
Budget Detail									
Budget Code	Description			Units	Price	Amount			
22 Director Requests	Outside Planning Services			0.00	0.00	40,000.00			
00.211.515.3108	Architectural Services	50,000.00	40,975.00	50,000.00	35,075.00	50,000.00	27,950.00	50,000.00	50,000.00
Budget Detail									
Budget Code	Description			Units	Price	Amount			
22 Director Requests	Architectural Review Services			0.00	0.00	50,000.00			
00.211.515.3140	Cost Recovery - Professional Se	23,721.00	23,721.00	18,026.00	18,025.75	10,000.00	9,000.00	10,000.00	10,000.00
Budget Detail									
Budget Code	Description			Units	Price	Amount			
22 Director Requests	Professional Project Review			0.00	0.00	10,000.00			
00.211.515.3154	Comp Plan Admendment App	65,900.00	30,486.21	69,433.00	16,979.72	85,000.00	0.00	60,000.00	60,000.00
Budget Detail									
Budget Code	Description			Units	Price	Amount			
22 Director Requests	Comp Plan Amendment Consulting			0.00	0.00	60,000.00			
00.211.515.3427	Impact Fee Admin Cost 1%	125,000.00	96,656.14	66,000.00	15,137.82	0.00	0.00		
00.211.515.3435	Planning & Zoning Services	1,513,442.00	1,513,442.00	1,552,791.00	1,552,791.00	1,596,269.00	1,186,827.75	1,596,269.00	1,617,251.00
Budget Detail									
Budget Code	Description			Units	Price	Amount			
22 Director Requests	Planning & Zoning Services			0.00	0.00	1,617,251.00			
00.211.515.3444	Simplifile/Lee County Filing	11,243.00	11,243.00	6,000.00	4,492.00	6,000.00	6,349.20	7,500.00	7,500.00
Budget Detail									
Budget Code	Description			Units	Price	Amount			
22 Director Requests	Filing fees			0.00	0.00	7,500.00			
00.211.515.4800	Advertising	13,000.00	9,408.94	13,000.00	12,699.43	13,000.00	3,611.45	13,000.00	13,000.00
Budget Detail									
Budget Code	Description			Units	Price	Amount			
22 Director Requests	Legal Advertising			0.00	0.00	13,000.00			
00.211.515.4908	Credit Card Fees	76,127.00	76,126.57	86,108.00	86,107.56	60,000.00	100,204.27	95,000.00	95,000.00

Budget Worksheet

Draft 7-2-21

For Fiscal: 2020-2021 Period Ending: 09/30/2021

		Defined Budgets							
		2018-2019	2018-2019	2019-2020	2019-2020	2020-2021	2020-2021	2020-2021	2021-2022
		Total Budget	Total Activity	Total Budget	Total Activity	Total Budget	YTD Activity	21 Expected	22 Director Requests
Budget Detail									
Budget Code	Description			Units	Price	Amount			
22 Director Requests	Credit card fees			0.00	0.00	95,000.00			
ExpAcctCategory: 30 - Operating Expenditures Total:		1,890,908.00	1,802,058.86	1,910,358.00	1,763,581.00	1,869,269.00	1,333,942.67	1,871,769.00	1,892,751.00
Department: 211 - Planning & Zoning Total:		1,890,908.00	1,802,058.86	1,910,358.00	1,763,581.00	1,869,269.00	1,333,942.67	1,871,769.00	1,892,751.00
Department: 220 - Law Enforcement/Security									
ExpAcctCategory: 30 - Operating Expenditures									
00.220.521.3436	Pub Safety-Law Enforcement	1,678,052.00	1,678,052.00	1,761,955.00	1,761,954.00	1,879,813.00	1,361,109.75	1,879,813.00	2,002,554.00
Budget Detail									
Budget Code	Description			Units	Price	Amount			
22 Director Requests	LCSC			0.00	0.00	2,002,554.00			
00.220.521.3437	Pub Safety-Other-Security	35,676.00	35,144.68	47,521.00	47,520.61	45,511.00	36,764.35	45,000.00	45,000.00
ExpAcctCategory: 30 - Operating Expenditures Total:		1,713,728.00	1,713,196.68	1,809,476.00	1,809,474.61	1,925,324.00	1,397,874.10	1,924,813.00	2,047,554.00
ExpAcctCategory: 60 - Capital Outlay									
00.220.521.6400	Capital Outlay	0.00	0.00	18,000.00	15,166.00	0.00	0.00		
ExpAcctCategory: 60 - Capital Outlay Total:		0.00	0.00	18,000.00	15,166.00	0.00	0.00	0.00	0.00
Department: 220 - Law Enforcement/Security Total:		1,713,728.00	1,713,196.68	1,827,476.00	1,824,640.61	1,925,324.00	1,397,874.10	1,924,813.00	2,047,554.00
Department: 230 - Neighborhood Services									
ExpAcctCategory: 10 - Personal Services									
00.230.524.1200	Regular Wages	369,320.00	369,319.32	386,762.00	386,761.24	371,800.00	279,548.60	371,800.00	408,594.00
00.230.524.1400	Overtime	602.00	601.15	0.00	0.00	0.00	0.00		10,000.00
Budget Notes									
Budget Code	Subject			Description					
22 Director Requests	Overtime			<ul style="list-style-type: none"> Special projects – e.g. professional landscape licensing checks (weekends), sign violation sweeps on weekends Inspections required outside of scheduled hours (ongoing nuisance issues – parking, HOL complaints, lighting complaints) Assist in clearing backlog of Rental inspections (16 month suspension due to covid) 					
00.230.524.2100	FICA Taxes	28,733.00	28,732.98	29,657.00	29,656.25	28,443.00	21,769.27	28,443.00	32,022.00
00.230.524.2200	Retirement Contributions	30,805.00	30,804.67	33,910.00	33,909.07	38,862.00	24,834.88	38,862.00	46,223.00
00.230.524.2300	Health and Life Insurance	64,149.00	50,316.26	70,162.00	63,122.18	89,081.00	46,520.86	89,081.00	92,406.00
00.230.524.2305	Health Savings Accounts	21,000.00	20,661.52	23,126.00	16,346.50	24,360.00	13,130.06	24,360.00	24,360.00
00.230.524.2310	Life Insurance	800.00	510.78	800.00	611.52	860.00	444.12	860.00	860.00
00.230.524.2400	Workers' Compensation	13,540.00	13,381.57	12,127.00	12,126.70	10,704.00	8,299.74	10,704.00	12,530.00

Budget Worksheet

For Fiscal: 2020-2021 Period Ending: 09/30/2021

		Defined Budgets							
		2018-2019	2018-2019	2019-2020	2019-2020	2020-2021	2020-2021	2020-2021	2021-2022
		Total Budget	Total Activity	Total Budget	Total Activity	Total Budget	YTD Activity	21 Expected	22 Director Requests
00.230.524.2500	Unemployment Compensation	392.00	391.13	405.00	404.86	372.00	481.72	372.00	2,051.00
ExpAcctCategory: 10 - Personal Services Total:		529,341.00	514,719.38	556,949.00	542,938.32	564,482.00	395,029.25	564,482.00	629,046.00
ExpAcctCategory: 30 - Operating Expenditures									
00.230.524.3415	Code Violation Abatement	36,200.00	17,320.00	50,000.00	27,805.00	50,000.00	2,680.60	30,000.00	50,000.00
Budget Detail									
Budget Code	Description			Units	Price	Amount			
22 Director Requests	Departmental budget to abate violations within com			0.00	0.00	50,000.00			
00.230.524.3416	Fines, Collections, & Foreclosur	2,000.00	485.00	4,269.00	0.00	5,000.00	0.00		10,000.00
Budget Detail									
Budget Code	Description			Units	Price	Amount			
22 Director Requests	Department Budget to pursue fines, collections and			0.00	0.00	10,000.00			
00.230.524.3426	Software Maintenance & Cons	7,740.00	7,738.09	7,854.00	7,853.03	7,123.00	0.00	7,123.00	7,738.00
Budget Detail									
Budget Code	Description			Units	Price	Amount			
22 Director Requests	Maintenance contract for departmental software			0.00	0.00	7,738.00			
00.230.524.3443	Code Enforcement Hearing Exa	6,256.00	6,255.95	7,000.00	4,680.00	7,000.00	2,837.50	6,000.00	7,000.00
Budget Detail									
Budget Code	Description			Units	Price	Amount			
22 Director Requests	Hearing Examiner costs for 6 Hearings per year			0.00	0.00	7,000.00			
00.230.524.3445	Lot Mowing Services	13,000.00	7,430.00	13,000.00	11,189.80	13,000.00	3,920.00	13,000.00	13,000.00
Budget Detail									
Budget Code	Description			Units	Price	Amount			
22 Director Requests	Departmental cost for mowing vacant properties in			0.00	0.00	13,000.00			
00.230.524.4000	Travel & Per Diem	0.00	0.00	1,000.00	0.00	0.00	0.00		
00.230.524.4100	Communications	11,120.00	11,119.15	11,182.00	11,181.64	10,000.00	8,019.89	11,180.00	10,000.00
Budget Detail									
Budget Code	Description			Units	Price	Amount			
22 Director Requests	Department budget for communication			0.00	0.00	10,000.00			
00.230.524.4400	Rentals and Leases	2,986.00	873.83	2,000.00	680.07	1,500.00	1,457.42	2,000.00	1,500.00

Budget Worksheet

		Defined Budgets							
		2018-2019	2018-2019	2019-2020	2019-2020	2020-2021	2020-2021	2020-2021	2021-2022
		Total Budget	Total Activity	Total Budget	Total Activity	Total Budget	YTD Activity	21 Expected	22 Director Requests
Budget Detail									
Budget Code	Description			Units	Price	Amount			
22 Director Requests	Photocopier Lease			0.00	0.00	1,500.00			
00.230.524.4500	Insurance	2,115.00	2,114.43	5,312.00	2,756.63	2,685.00	2,252.71		
00.230.524.4600	Repair & Maintenance	7,000.00	6,940.43	7,000.00	5,144.73	3,000.00	1,799.82	3,000.00	5,000.00
Budget Detail									
Budget Code	Description			Units	Price	Amount			
22 Director Requests	Vehicle maintenance and repair budget			0.00	0.00	5,000.00			
00.230.524.4700	Printing & Binding	665.00	665.00	1,200.00	1,000.52	1,200.00	725.00	1,500.00	1,800.00
Budget Detail									
Budget Code	Description			Units	Price	Amount			
22 Director Requests	Required materials for fertilizer program and deca			0.00	0.00	1,800.00			
00.230.524.4907	Clerk Services	1,000.00	960.50	1,000.00	852.50	1,000.00	793.40	1,000.00	1,500.00
Budget Detail									
Budget Code	Description			Units	Price	Amount			
22 Director Requests	Lee County Clerk of Court fees for recording of Or			0.00	0.00	1,500.00			
00.230.524.5100	Office Supplies	1,800.00	1,174.58	1,500.00	1,407.28	1,500.00	542.42	1,500.00	1,500.00
Budget Detail									
Budget Code	Description			Units	Price	Amount			
22 Director Requests	Office supplies for the department			0.00	0.00	1,500.00			
00.230.524.5205	Fuel	6,000.00	5,757.18	6,000.00	4,164.26	6,000.00	3,234.42	6,000.00	6,000.00
Budget Detail									
Budget Code	Description			Units	Price	Amount			
22 Director Requests	Fuel for 6 department vehicles			0.00	0.00	6,000.00			
00.230.524.5210	Clothing Allowance	1,600.00	1,211.63	1,600.00	1,061.01	1,600.00	192.96	1,400.00	1,600.00
Budget Detail									
Budget Code	Description			Units	Price	Amount			
22 Director Requests	Uniform and boot allowance for staff			0.00	0.00	1,600.00			
00.230.524.5250	Small Tools & Equipment	2,019.00	2,018.31	3,500.00	1,770.37	3,500.00	2,055.39	3,500.00	3,500.00

Budget Worksheet

		Defined Budgets								
		2018-2019	2018-2019	2019-2020	2019-2020	2020-2021	2020-2021	2020-2021	2021-2022	
		Total Budget	Total Activity	Total Budget	Total Activity	Total Budget	YTD Activity	21 Expected	22 Director	Requests
Budget Detail										
Budget Code	Description			Units	Price	Amount				
22 Director Requests	Purchases of equipment for departmental needs			0.00	0.00	3,500.00				
00.230.524.5400	Books, Publications & Member	1,000.00	360.00	948.00	350.00	1,000.00	515.00	1,000.00		
00.230.524.5500	Training	1,000.00	60.00	1,052.00	1,051.55	1,000.00	0.00		1,000.00	
Budget Detail										
Budget Code	Description			Units	Price	Amount				
22 Director Requests	Budget for staff required training to maintain FAC			0.00	0.00	1,000.00				
ExpAcctCategory: 30 - Operating Expenditures Total:		103,501.00	72,484.08	125,417.00	82,948.39	116,108.00	31,026.53	88,203.00	121,138.00	
ExpAcctCategory: 60 - Capital Outlay										
00.230.524.6401	Capital Outlay	51,035.00	26,833.67	54,669.00	54,431.00	0.00	0.00			
ExpAcctCategory: 60 - Capital Outlay Total:		51,035.00	26,833.67	54,669.00	54,431.00	0.00	0.00	0.00	0.00	
Department: 230 - Neighborhood Services Total:		683,877.00	614,037.13	737,035.00	680,317.71	680,590.00	426,055.78	652,685.00	750,184.00	
Department: 240 - Information Technologies										
ExpAcctCategory: 10 - Personal Services										
00.240.513.1200	Regular Wages	57,030.00	52,611.55	78,501.00	66,167.50	65,000.00	48,100.00	65,000.00	70,980.00	
00.240.513.1400	Overtime	5,000.00	163.10	1,125.00	1,125.00	0.00	1,151.14	1,152.00		
00.240.513.2100	FICA Taxes	9,525.00	4,085.95	6,006.00	5,155.85	4,973.00	3,815.02	4,973.00	5,430.00	
00.240.513.2200	Retirement Contributions	10,394.00	4,423.79	6,699.00	6,022.58	6,794.00	4,433.72	6,794.00	7,838.00	
00.240.513.2300	Health and Life Insurance	18,295.00	7,615.06	10,459.00	10,275.96	11,135.00	7,097.13	11,135.00	11,551.00	
00.240.513.2305	Health Savings Accounts	5,250.00	1,153.85	2,944.00	2,124.42	3,045.00	2,113.98	3,045.00	3,045.00	
00.240.513.2310	Life Insurance	200.00	53.28	100.00	82.32	100.00	70.20	100.00	120.00	
00.240.513.2400	Workers' Compensation	465.00	458.64	433.00	432.16	152.00	300.99	152.00	148.00	
00.240.513.2500	Unemployment Compensation	125.00	53.36	79.00	70.20	65.00	86.68	65.00	348.00	
ExpAcctCategory: 10 - Personal Services Total:		106,284.00	70,618.58	106,346.00	91,455.99	91,264.00	67,168.86	92,416.00	99,460.00	
ExpAcctCategory: 30 - Operating Expenditures										
00.240.513.3401	Miscellaneous Consulting Servi	35,699.00	35,698.78	0.00	0.00	15,000.00	125.00	30,000.00	30,000.00	
Budget Detail										
Budget Code	Description			Units	Price	Amount				
22 Director Requests	Miscellaneous Consultanting			1.00	30,000.00	30,000.00				
00.240.513.3402	Software Licensing	44,872.00	44,871.24	47,500.00	37,671.16	43,149.00	33,517.53	49,500.00	49,500.00	

Budget Worksheet

		Defined Budgets							
		2018-2019	2018-2019	2019-2020	2019-2020	2020-2021	2020-2021	2020-2021	2021-2022
		Total Budget	Total Activity	Total Budget	Total Activity	Total Budget	YTD Activity	21 Expected	22 Director Requests
Budget Detail									
Budget Code	Description			Units	Price	Amount			
22 Director Requests	Software Licensing-Microsoft//zix/secure tide/data			1.00	49,500.00	49,500.00			
00.240.513.3403	Server Maintenance	6,380.00	6,379.25	4,000.00	4,000.00	4,000.00	374.78	4,000.00	4,000.00
Budget Detail									
Budget Code	Description			Units	Price	Amount			
22 Director Requests	Server Maintenance			1.00	4,000.00	4,000.00			
00.240.513.3405	Procurement Software Licensin	0.00	0.00	12,000.00	10,000.00	12,000.00	10,000.00	12,000.00	12,000.00
Budget Detail									
Budget Code	Description			Units	Price	Amount			
22 Director Requests	Procureware			1.00	12,000.00	12,000.00			
00.240.513.3479	Sophos Spyware & Antivirus	0.00	0.00	0.00	0.00	8,000.00	0.00	10,000.00	10,000.00
Budget Detail									
Budget Code	Description			Units	Price	Amount			
22 Director Requests	Cisco Amp			1.00	10,000.00	10,000.00			
00.240.513.3482	VM Ware Support Licensing	3,642.00	3,641.36	6,807.00	884.00	0.00	0.00		
00.240.513.4000	Travel & Per Diem	1,158.00	1,157.77	300.00	0.00	1,200.00	0.00	1,200.00	1,200.00
Budget Detail									
Budget Code	Description			Units	Price	Amount			
22 Director Requests	Travel			1.00	1,200.00	1,200.00			
00.240.513.4100	Communications	1,437.00	1,146.30	1,639.00	1,638.79	1,600.00	956.58	1,600.00	1,600.00
Budget Detail									
Budget Code	Description			Units	Price	Amount			
22 Director Requests	Communications			1.00	1,600.00	1,600.00			
00.240.513.4600	Repair & Maintenance	4,489.00	2,900.31	2,000.00	0.00	2,000.00	35.00	2,000.00	2,000.00
Budget Detail									
Budget Code	Description			Units	Price	Amount			
22 Director Requests	Repair			1.00	2,000.00	2,000.00			
00.240.513.5200	Operating Supplies	500.00	337.78	500.00	246.49	500.00	577.01	500.00	500.00
Budget Detail									
Budget Code	Description			Units	Price	Amount			
22 Director Requests	operating			1.00	500.00	500.00			

Budget Worksheet

Draft 7-2-21

For Fiscal: 2020-2021 Period Ending: 09/30/2021

		Defined Budgets								
		2018-2019	2018-2019	2019-2020	2019-2020	2020-2021	2020-2021	2020-2021	2021-2022	
		Total Budget	Total Activity	Total Budget	Total Activity	Total Budget	YTD Activity	21 Expected	22 Director Requests	
00.240.513.5210	Clothing Allowance	0.00	0.00	200.00	0.00	200.00	0.00	200.00	200.00	
Budget Detail										
Budget Code	Description			Units	Price	Amount				
22 Director Requests	Shirts			1.00	200.00	200.00				
00.240.513.5250	Small Tools & Equipment	6,181.00	6,180.85	4,000.00	1,958.18	4,000.00	15,044.44	4,000.00	4,000.00	
Budget Detail										
Budget Code	Description			Units	Price	Amount				
22 Director Requests	Small Tools			1.00	4,000.00	4,000.00				
00.240.513.5400	Books, Publications & Member	350.00	200.00	350.00	200.00	350.00	0.00	350.00	350.00	
Budget Detail										
Budget Code	Description			Units	Price	Amount				
22 Director Requests	FLIGSA Membership			1.00	350.00	350.00				
00.240.513.5500	Training	1,805.00	275.00	2,500.00	0.00	1,500.00	0.00	2,500.00	2,500.00	
Budget Detail										
Budget Code	Description			Units	Price	Amount				
22 Director Requests	Training			1.00	2,500.00	2,500.00				
ExpAcctCategory: 30 - Operating Expenditures Total:		106,513.00	102,788.64	81,796.00	56,598.62	93,499.00	60,630.34	117,850.00	117,850.00	
ExpAcctCategory: 60 - Capital Outlay										
00.240.513.6400	Capital Outlay	52,697.00	52,696.45	0.00	0.00	7,000.00	0.00	7,000.00		
ExpAcctCategory: 60 - Capital Outlay Total:		52,697.00	52,696.45	0.00	0.00	7,000.00	0.00	7,000.00	0.00	
Department: 240 - Information Technologies Total:		265,494.00	226,103.67	188,142.00	148,054.61	191,763.00	127,799.20	217,266.00	217,310.00	
Department: 250 - Public Works										
ExpAcctCategory: 10 - Personal Services										
00.250.541.1200	Regular Wages	622,615.00	610,738.66	627,304.00	611,257.28	624,074.00	353,472.32	511,243.00	679,075.00	
00.250.541.1400	Overtime	6,316.00	6,315.91	6,000.00	2,809.07	6,000.00	3,179.64	4,716.00	6,000.00	
00.250.541.2100	FICA Taxes	47,924.00	47,116.82	48,443.00	47,395.94	48,195.00	27,396.29	39,471.00	52,408.00	
00.250.541.2200	Retirement Contributions	52,285.00	51,621.42	54,457.00	54,456.54	65,859.00	31,859.79	47,790.00	75,650.00	
00.250.541.2300	Health and Life Insurance	88,689.00	86,359.51	93,133.00	85,091.18	98,033.00	49,935.55	74,962.00	101,070.00	
00.250.541.2305	Health Savings Accounts	22,169.00	22,127.86	29,015.00	22,777.21	30,450.00	16,020.99	3,045.00	30,450.00	
00.250.541.2310	Life Insurance	900.00	621.04	982.00	697.34	1,074.00	392.59	589.00	1,074.00	
00.250.541.2400	Workers' Compensation	3,381.00	3,380.53	4,230.00	3,185.41	3,218.00	2,218.62	2,958.00	2,915.00	

Budget Worksheet

For Fiscal: 2020-2021 Period Ending: 09/30/2021

		Defined Budgets							
		2018-2019	2018-2019	2019-2020	2019-2020	2020-2021	2020-2021	2020-2021	2021-2022
		Total Budget	Total Activity	Total Budget	Total Activity	Total Budget	YTD Activity	21 Expected	22 Director Requests
00.250.541.2500	Unemployment Compensation	646.00	641.30	641.00	635.57	630.00	596.43	904.00	3,357.00
ExpAcctCategory: 10 - Personal Services Total:		844,925.00	828,923.05	864,205.00	828,305.54	877,533.00	485,072.22	685,678.00	951,999.00
ExpAcctCategory: 30 - Operating Expenditures									
00.250.537.3112	NPDES Permit	1,456.00	1,456.00	1,500.00	0.00	1,500.00	1,428.00	1,500.00	1,500.00
00.250.537.3113	NPDES Consultant Assistance	14,845.00	13,294.25	15,000.00	3,390.00	15,000.00	6,107.50	20,000.00	20,000.00
00.250.537.3116	TMDL Monitoring	50,000.00	43,181.87	75,000.00	7,702.00	100,000.00	50,412.16	100,000.00	156,000.00
00.250.537.3117	BMAP Program	24,940.00	24,938.50	15,000.00	230.00	0.00	0.00		35,000.00
00.250.537.3128	Water Steward	0.00	0.00	0.00	0.00	83,780.00	0.00	83,780.00	83,780.00
00.250.537.3438	Natural Resources Services	100,383.00	100,332.00	102,930.00	50,166.00	103,332.00	50,166.00	103,332.00	103,332.00
00.250.537.4300	Water Quality Facilities Project	2,617.00	2,616.98	3,102.00	3,101.02	3,200.00	3,232.37	3,200.00	3,232.00
00.250.537.4931	Cutting Horse Education Facilit	0.00	0.00	0.00	0.00	5,000.00	1,628.55	5,000.00	5,000.00
00.250.537.5250	Small Tools & Equipment	2,915.00	2,822.82	3,000.00	1,239.28	3,000.00	622.01	3,000.00	3,000.00
00.250.541.3100	Professional Services	125,540.00	95,906.01	8,889.00	1,595.50	15,000.00	8,285.00	15,000.00	25,000.00
00.250.541.3114	GIS Services	15,350.00	15,350.00	15,510.00	15,510.00	15,000.00	0.00	15,000.00	15,000.00
00.250.541.3419	Exotic Vegetation Removal	32,000.00	31,509.00	1,620.00	0.00	38,400.00	33,163.00	38,400.00	38,400.00
00.250.541.3433	NPDES Public Outreach	750.00	0.00	750.00	0.00	750.00	0.00	750.00	750.00
00.250.541.3434	Misc Maintenance Services	12,419.00	12,418.99	10,000.00	7,506.90	6,000.00	961.18	6,000.00	6,000.00
00.250.541.3470	Drainage Maintenance	351,113.00	351,112.21	150,000.00	51,588.00	100,000.00	15,740.00	100,000.00	100,000.00
00.250.541.3473	Traffic Signal Maintenance	0.00	0.00	911.00	-910.93	0.00	0.00		
00.250.541.3474	Roadway Maintenance	29,585.00	29,583.42	75.00	74.95	0.00	1,500.00		
00.250.541.3480	Asset/WO Management Progra	24,372.00	24,372.00	28,572.00	6,093.00	30,000.00	16,748.00	30,000.00	30,000.00
00.250.541.3485	Canal & Drainage Maintenance	0.00	0.00	0.00	0.00	400,000.00	381.50	400,000.00	
00.250.541.3486	Wet Ponds Arroyal-Kentucky-I	0.00	0.00	0.00	0.00	45,000.00	15,400.00	45,000.00	30,000.00
00.250.541.3487	CRS Program Maintenance	0.00	0.00	0.00	0.00	30,000.00	0.00	30,000.00	30,000.00
00.250.541.3490	Bonita Bch Rd/I-75 Interchange	19,950.00	19,950.00	0.00	0.00	20,000.00	0.00	20,000.00	75,000.00
00.250.541.3491	US 41 Landscape Maintenance	361,849.00	323,476.49	387,709.00	293,733.40	486,090.00	220,730.13	486,090.00	675,000.00
00.250.541.3492	Bonita Beach Road Landscape	33,648.00	33,647.56	33,700.00	16,823.78	33,647.00	0.00	33,647.00	34,320.00
00.250.541.3493	Road Landscape Maintenance	34,868.00	34,867.73	32,256.00	32,098.65	38,707.00	9,197.36	38,707.00	20,000.00
00.250.541.3495	Terry St. Landscape Mainten	114,075.00	94,253.15	119,075.00	61,486.11	142,890.00	59,367.00	142,890.00	250,000.00
00.250.541.3496	Downtown Old 41 Landscape	125,000.00	124,020.42	267,237.00	201,864.33	299,431.00	169,438.81	299,431.00	299,431.00
00.250.541.3497	Logan Blvd Landscape Mainten	0.00	0.00	0.00	0.00	92,000.00	3,625.01	92,000.00	184,000.00

Budget Worksheet

		Defined Budgets								
		2018-2019	2018-2019	2019-2020	2019-2020	2020-2021	2020-2021	2020-2021	2021-2022	
		Total Budget	Total Activity	Total Budget	Total Activity	Total Budget	YTD Activity	21 Expected	22 Director Requests	
00.250.541.3498	Bonita Dr Landscape Maintena	0.00	0.00	0.00	0.00	0.00	0.00		50,000.00	
00.250.541.4000	Travel & Per Diem	2,750.00	2,749.78	2,500.00	1,639.03	3,000.00	0.00	3,000.00	3,000.00	
00.250.541.4100	Communications	4,969.00	4,968.78	5,490.00	5,489.63	5,000.00	3,950.96	5,000.00	6,000.00	
00.250.541.4200	Freight & Postage Services	0.00	0.00	0.00	-99.99	0.00	0.00			
00.250.541.4300	Utility-Power	0.00	0.00	1,777.00	1,776.02	1,730.00	231.24	1,730.00		
00.250.541.4301	Utility-Irrigation	123,551.00	123,550.41	139,773.00	139,772.30	160,000.00	127,792.40	160,000.00	203,788.00	
00.250.541.4500	Insurance	38,186.00	38,185.47	49,784.00	49,783.24	48,490.00	40,682.67	48,490.00		
00.250.541.4600	Repair & Maintenance	6,000.00	5,348.60	3,351.00	3,327.35	2,500.00	853.26	2,500.00	2,500.00	
00.250.541.4700	Printing & Binding	370.00	94.13	1,000.00	382.87	1,500.00	146.31	1,500.00	1,500.00	
00.250.541.4800	Advertising	0.00	0.00	1,491.00	1,491.00	500.00	0.00	500.00	500.00	
00.250.541.4903	Permit Recording Fees	1,550.00	1,550.00	1,800.00	1,152.12	1,700.00	1,240.50	1,700.00	1,700.00	
00.250.541.5200	Operating Supplies	1,933.00	1,932.57	1,088.00	1,087.37	1,000.00	539.64	1,000.00	1,000.00	
00.250.541.5205	Fuel	9,025.00	9,024.13	7,200.00	6,577.92	8,000.00	6,393.36	8,000.00	9,137.00	
00.250.541.5210	Clothing Allowance	634.00	274.10	668.00	100.68	400.00	415.04	400.00	696.00	
00.250.541.5250	Small Tools & Equipment	7,558.00	7,557.06	5,921.00	2,375.37	5,000.00	234.53	5,000.00	5,000.00	
00.250.541.5400	Books, Publications & Member	1,585.00	1,585.00	1,508.00	1,508.00	1,600.00	1,402.00	1,600.00	2,352.00	
00.250.541.5500	Training	1,646.00	1,361.00	2,202.00	2,201.09	1,500.00	0.00	1,500.00	1,500.00	
ExpAcctCategory: 30 - Operating Expenditures Total:		1,677,432.00	1,577,290.43	1,497,389.00	971,855.99	2,349,647.00	852,015.49	2,354,647.00	2,512,418.00	
ExpAcctCategory: 60 - Capital Outlay										
00.250.537.6400	Capital Outlay	0.00	0.00	0.00	0.00	289,143.00	0.00	289,413.00		
00.250.541.6400	Capital Outlay	54,207.00	54,206.85	67,000.00	61,030.94	5,969.00	0.00		5,000.00	
ExpAcctCategory: 60 - Capital Outlay Total:		54,207.00	54,206.85	67,000.00	61,030.94	295,112.00	0.00	289,413.00	5,000.00	
Department: 250 - Public Works Total:		2,576,564.00	2,460,420.33	2,428,594.00	1,861,192.47	3,522,292.00	1,337,087.71	3,329,738.00	3,469,417.00	
Department: 260 - Emergency Preparedness										
ExpAcctCategory: 30 - Operating Expenditures										
00.260.525.3423	Emergency Satellite Phone	890.00	884.76	885.00	884.76	890.00	589.84	890.00	890.00	
Budget Detail										
Budget Code	Description			Units	Price	Amount				
22 Director Requests	Maintenance of Sat. Phone for Emergency Management			0.00	0.00	890.00				
00.260.525.3481	Radio Service	11,055.00	11,055.00	12,316.00	12,315.60	8,040.00	0.00	12,316.60	8,040.00	

Budget Worksheet

For Fiscal: 2020-2021 Period Ending: 09/30/2021

		Defined Budgets							
		2018-2019	2018-2019	2019-2020	2019-2020	2020-2021	2020-2021	2020-2021	2021-2021
		Total Budget	Total Activity	Total Budget	Total Activity	Total Budget	YTD Activity	21 Expected	22 Director Requests
Budget Detail									
Budget Code	Description			Units	Price	Amount			
22 Director Requests	Emergency management radio service with Lee County			0.00	0.00	8,040.00			
00.260.525.4100	Communications	15,000.00	14,182.26	15,027.00	15,026.52	15,000.00	11,313.09	15,084.12	15,000.00
Budget Detail									
Budget Code	Description			Units	Price	Amount			
22 Director Requests	Liles Hotel / Department Communications Budget			0.00	0.00	15,000.00			
00.260.525.4400	Rental and Leases	0.00	0.00	5,056.00	5,055.24	6,300.00	2,584.35	6,300.00	6,300.00
00.260.525.4600	Repair & Maintenance	500.00	0.00	0.00	0.00	500.00	0.00		500.00
Budget Detail									
Budget Code	Description			Units	Price	Amount			
22 Director Requests	Equipment repair and maintenance for Emergency Pre			0.00	0.00	500.00			
00.260.525.5200	Operating Supplies	100.00	0.00	0.00	0.00	0.00	0.00		
ExpAcctCategory: 30 - Operating Expenditures Total:		27,545.00	26,122.02	33,284.00	33,282.12	30,730.00	14,487.28	34,590.72	30,730.00
Department: 260 - Emergency Preparedness Total:		27,545.00	26,122.02	33,284.00	33,282.12	30,730.00	14,487.28	34,590.72	30,730.00
Department: 270 - Non-Departmental Expenditures									
ExpAcctCategory: 30 - Operating Expenditures									
00.270.513.3105	Tax Collector-Local Bus Tax	3,125.00	2,797.39	3,125.00	2,998.52	3,125.00	0.00	3,125.00	3,200.00
00.270.513.3109	State Alcoholic Bev Service Cha	2,990.00	2,770.20	4,907.00	4,906.74	3,500.00	3,365.28	3,500.00	5,000.00
00.270.513.3442	Risk Manager	12,000.00	12,000.00	12,000.00	12,000.00	12,000.00	9,000.00	12,000.00	12,000.00
00.270.513.4200	Freight & Postage Services	13,500.00	12,493.95	9,500.00	8,817.14	8,500.00	6,650.29	9,000.00	9,000.00
00.270.513.5100	Office Supplies	13,694.00	13,693.59	12,000.00	11,415.21	12,000.00	5,390.83	12,000.00	12,000.00
00.270.519.4501	General/Professional Liability I	97,978.00	76,555.75	84,000.00	78,108.50	84,000.00	60,578.25	84,000.00	85,000.00
00.270.519.4909	Contingency	387,637.00	0.00	0.00	0.00	350,000.00	0.00	350,000.00	350,000.00
00.270.519.4910	Pay for Performance	0.00	0.00	31,248.00	0.00	65,000.00	0.00	65,000.00	65,000.00
00.270.519.4921	Hurricane Irma	940,691.00	274,552.45	23,500.00	0.00	0.00	0.00		
00.270.539.4305	Assessments on Tax Bills	3,490.00	3,452.40	3,490.00	3,452.40	0.00	5,106.16		9,000.00
00.270.562.3439	Animal Control Services	128,491.00	128,491.00	143,491.00	125,134.00	126,826.00	63,413.00	126,826.00	165,506.00

Budget Worksheet

For Fiscal: 2020-2021 Period Ending: 09/30/2021

		Defined Budgets							
		2018-2019	2018-2019	2019-2020	2019-2020	2020-2021	2020-2021	2020-2021	2021-2022
		Total Budget	Total Activity	Total Budget	Total Activity	Total Budget	YTD Activity	21 Expected	22 Director Requests
Budget Detail									
Budget Code	Description			Units	Price	Amount			
22 Director Requests	Lee County provided animal control services			0.00	0.00	165,506.00			
00.270.562.3440	Trap Neuter Return (TNR)	18,000.00	11,455.00	18,000.00	7,635.00	18,000.00	6,385.00	12,000.00	18,000.00
Budget Detail									
Budget Code	Description			Units	Price	Amount			
22 Director Requests	Spay and neuter program for feral cats			0.00	0.00	18,000.00			
00.270.562.3450	Dead Animal Removal City Stre	12,000.00	10,680.00	12,000.00	10,680.00	12,000.00	7,120.00	12,000.00	10,680.00
Budget Notes									
Budget Code	Subject			Description					
22 Director Requests	Dead Animal Removal from City Streets			Southern Trappers contract of \$890 per month to remove dead animals from City streets					
Budget Detail									
Budget Code	Description			Units	Price	Amount			
22 Director Requests	Dead Animal Removal			12.00	890.00	10,680.00			
00.270.572.4500	Insurance	800.00	784.74	1,031.00	1,030.22	1,010.00	835.09	1,010.00	1,010.00
00.270.572.4601	Repairs & Maint-Rental W Terr	2,000.00	1,551.72	1,985.00	1,656.19	0.00	1,715.56	1,500.00	1,500.00
00.270.575.4900	Everglades Wonder Grdns Oth	3,600.00	3,489.21	3,340.00	1,389.80	765.00	1,168.85		
00.270.592.4926	COVID-19 Lee CARES Act	0.00	0.00	841,896.00	55,513.89	783,104.00	59,968.34		
00.270.592.4933	COVID-19 Expenses	0.00	0.00	60,000.00	2,336.44	0.00	266.84		
00.270.593.3100	Plaintiff Legal Fees-Settlement	0.00	0.00	1,000,316.00	955,361.00	0.00	0.00		
00.270.593.4925	Economic Damages-Litigation S	6,300,000.00	6,300,000.00	0.00	0.00	0.00	0.00		
ExpAcctCategory: 30 - Operating Expenditures Total:		7,939,996.00	6,854,767.40	2,265,829.00	1,282,435.05	1,479,830.00	230,963.49	691,961.00	746,896.00
Department: 270 - Non-Departmental Expenditures Total:		7,939,996.00	6,854,767.40	2,265,829.00	1,282,435.05	1,479,830.00	230,963.49	691,961.00	746,896.00
Department: 301 - City Attorney									
ExpAcctCategory: 10 - Personal Services									
00.301.514.1200	Regular Wages	97,100.00	86,340.49	74,469.00	74,468.41	74,529.00	57,574.14	74,529.00	85,445.00
00.301.514.2100	FICA Taxes	8,420.00	6,553.73	5,770.00	5,769.52	5,702.00	4,405.09	5,702.00	6,537.00
00.301.514.2200	Retirement Contributions	9,187.00	6,960.55	6,738.00	6,737.62	7,790.00	5,100.17	7,790.00	9,436.00
00.301.514.2300	Health and Life Insurance	18,251.00	9,076.71	10,224.00	10,213.20	11,135.00	7,039.46	11,135.00	11,551.00
00.301.514.2305	Health Savings Accounts	4,641.00	3,730.77	2,944.00	2,724.42	3,045.00	3,675.50	3,045.00	3,045.00
00.301.514.2310	Life Insurance	280.00	272.28	113.00	112.56	120.00	89.40	120.00	150.00

Budget Worksheet

		Defined Budgets							
		2018-2019	2018-2019	2019-2020	2019-2020	2020-2021	2020-2021	2020-2021	2021-2022
		Total Budget	Total Activity	Total Budget	Total Activity	Total Budget	YTD Activity	21 Expected	22 Director Requests
00.301.514.2400	Workers' Compensation	780.00	769.31	725.00	724.92	145.00	504.90	145.00	156.00
00.301.514.2500	Unemployment Compensation	112.00	95.85	79.00	78.26	75.00	97.20	75.00	419.00
ExpAcctCategory: 10 - Personal Services Total:		138,771.00	113,799.69	101,062.00	100,828.91	102,541.00	78,485.86	102,541.00	116,739.00
ExpAcctCategory: 30 - Operating Expenditures									
00.301.514.3100	Professional Services	530,621.00	530,620.30	261,964.00	148,041.84	300,000.00	13,632.68	300,000.00	300,000.00
Budget Detail									
Budget Code	Description			Units	Price	Amount			
22 Director Requests	Professional Services			0.00	0.00	300,000.00			
00.301.514.3119	OutSource Attorney	242,748.00	242,747.00	300,000.00	275,725.75	300,000.00	200,000.00	300,000.00	300,000.00
Budget Detail									
Budget Code	Description			Units	Price	Amount			
22 Director Requests	Grey Robinson's Annual Retainer			0.00	0.00	300,000.00			
00.301.514.3127	OutSource Attorney - Supplem	26,235.00	26,235.00	35,594.00	7,170.00	50,000.00	12,039.50	50,000.00	50,000.00
00.301.514.3300	Court Reporting	5,000.00	2,762.15	5,000.00	1,534.00	4,000.00	380.00	3,000.00	3,000.00
Budget Detail									
Budget Code	Description			Units	Price	Amount			
22 Director Requests	Court Reporting			0.00	0.00	3,000.00			
00.301.514.4000	Travel & Per Diem	2,113.00	1,119.11	655.00	0.00	2,000.00	0.00	1,000.00	1,000.00
Budget Detail									
Budget Code	Description			Units	Price	Amount			
22 Director Requests	Mileage and Subsistence			0.00	0.00	1,000.00			
00.301.514.4100	Communications	1,080.00	634.68	960.00	678.85	1,000.00	302.48	1,000.00	500.00
00.301.514.4800	Advertising	7,000.00	5,912.54	7,000.00	2,264.67	6,500.00	852.16	6,000.00	6,000.00
Budget Detail									
Budget Code	Description			Units	Price	Amount			
22 Director Requests	Legal Ads in Newspaper			0.00	0.00	6,000.00			
00.301.514.5200	Operating Supplies	0.00	0.00	0.00	0.00	0.00	179.88	180.00	180.00
Budget Detail									
Budget Code	Description			Units	Price	Amount			
22 Director Requests	Adobe license			0.00	0.00	180.00			
00.301.514.5250	Small Tools & Equipment	1,387.00	1,386.99	0.00	0.00	0.00	0.00		
00.301.514.5400	Books, Publications & Member	8,752.00	8,591.04	9,262.00	9,261.52	9,000.00	6,595.20	9,000.00	9,235.00

Budget Worksheet

		Defined Budgets							
		2018-2019	2018-2019	2019-2020	2019-2020	2020-2021	2020-2021	2020-2021	2021-2022
		Total Budget	Total Activity	Total Budget	Total Activity	Total Budget	YTD Activity	21 Expected	22 Director Requests
Budget Detail									
Budget Code	Description			Units	Price	Amount			
22 Director Requests	American Bar Association			1.00	135.00	135.00			
22 Director Requests	Florida Bar Membership			1.00	340.00	340.00			
22 Director Requests	Westlaw Membership			12.00	730.00	8,760.00			
00.301.514.5500	Training	3,900.00	3,280.00	1,050.00	724.00	1,200.00	1,090.00	1,200.00	1,690.00
Budget Detail									
Budget Code	Description			Units	Price	Amount			
22 Director Requests	City County Local Government Annual Seminar			0.00	0.00	340.00			
22 Director Requests	Continuing Legal Education Credits			0.00	0.00	1,000.00			
22 Director Requests	Florida Municipal Attorneys Association Annual Sem			0.00	0.00	350.00			
ExpAcctCategory: 30 - Operating Expenditures Total:		828,836.00	823,288.81	621,485.00	445,400.63	673,700.00	235,071.90	671,380.00	671,605.00
Department: 301 - City Attorney Total:		967,607.00	937,088.50	722,547.00	546,229.54	776,241.00	313,557.76	773,921.00	788,344.00
Department: 401 - Administrative Services									
ExpAcctCategory: 10 - Personal Services									
00.401.513.1200	Regular Wages	252,803.00	252,802.78	258,166.00	255,557.74	298,173.00	186,508.27	298,173.00	230,995.00
00.401.513.1400	Overtime	4,388.00	4,387.60	4,966.00	4,965.95	4,250.00	3,205.29	4,250.00	5,500.00
00.401.513.2100	FICA Taxes	20,380.00	20,379.94	20,744.00	20,736.02	23,824.00	14,956.57	23,824.00	18,872.00
00.401.513.2200	Retirement Contributions	25,422.00	25,421.65	28,434.00	28,433.81	37,308.00	20,416.17	37,308.00	32,615.00
00.401.513.2300	Health and Life Insurance	46,252.00	45,284.33	46,193.00	39,507.22	55,675.00	27,258.67	55,675.00	46,203.00
00.401.513.2305	Health Savings Accounts	13,809.00	13,461.54	17,237.00	11,497.66	15,225.00	11,578.98	15,225.00	12,180.00
00.401.513.2310	Life Insurance	500.00	466.86	550.00	374.25	580.00	279.60	580.00	420.00
00.401.513.2400	Workers' Compensation	4,307.00	4,305.20	4,767.00	4,090.67	3,746.00	2,893.42	3,746.00	3,569.00
00.401.513.2500	Unemployment Compensation	280.00	279.24	283.00	282.22	311.00	329.50	311.00	1,209.00
ExpAcctCategory: 10 - Personal Services Total:		368,141.00	366,789.14	381,340.00	365,445.54	439,092.00	267,426.47	439,092.00	351,563.00
ExpAcctCategory: 30 - Operating Expenditures									
00.401.513.3100	Professional Services	0.00	0.00	25,000.00	0.00	25,000.00	0.00	25,000.00	25,000.00
00.401.513.3401	Miscellaneous Consulting Servi	0.00	0.00	0.00	0.00	0.00	15,180.78		
00.401.513.3426	Software Maintenance & Cons	0.00	0.00	3,494.00	3,494.00	0.00	0.00		
00.401.513.3446	Codification	12,999.00	6,980.49	21,594.00	10,924.47	16,350.00	7,716.73	16,350.00	16,350.00
00.401.513.3447	Election Services	0.00	0.00	9,000.00	-5.70	0.00	-491.25		

Budget Worksheet

		Defined Budgets							
		2018-2019	2018-2019	2019-2020	2019-2020	2020-2021	2020-2021	2020-2021	2021-2022
		Total Budget	Total Activity	Total Budget	Total Activity	Total Budget	YTD Activity	21 Expected	22 Director Requests
00.401.513.4000	Travel & Per Diem	1,750.00	903.84	380.00	135.70	2,250.00	450.89	2,250.00	2,250.00
00.401.513.4100	Communications	600.00	525.66	836.00	835.77	600.00	959.15	600.00	1,218.00
00.401.513.4400	Equipment Leases	0.00	0.00	24,563.00	0.00	0.00	0.00		
00.401.513.4800	Advertising	0.00	0.00	0.00	0.00	0.00	3,236.24		
00.401.513.5200	Operating Supplies	322.00	321.25	276.00	275.80	0.00	382.91		400.00
00.401.513.5210	Clothing Allowance	250.00	141.25	220.00	213.63	250.00	0.00	250.00	250.00
00.401.513.5250	Small Tools & Equipment	815.00	814.28	3,021.00	1,306.22	0.00	699.00		1,500.00
00.401.513.5400	Books, Publications & Member	810.00	809.88	372.00	372.00	410.00	365.00	410.00	410.00
00.401.513.5500	Training	2,765.00	2,765.00	512.00	434.94	1,100.00	0.00	1,100.00	1,100.00
ExpAcctCategory: 30 - Operating Expenditures Total:		20,311.00	13,261.65	89,268.00	17,986.83	45,960.00	28,499.45	45,960.00	48,478.00
Department: 401 - Adminstrative Services Total:		388,452.00	380,050.79	470,608.00	383,432.37	485,052.00	295,925.92	485,052.00	400,041.00
Department: 402 - City Hall									
ExpAcctCategory: 30 - Operating Expenditures									
00.402.513.3406	Building Maintenance	5,135.00	5,134.88	3,926.00	3,925.33	4,301.00	4,887.11	4,301.00	17,000.00
Budget Detail									
Budget Code	Description			Units	Price	Amount			
22 Director Requests	Maintenance-Elevator, etc.			1.00	17,000.00	17,000.00			
00.402.513.3407	Alarm/Security	16,100.00	14,498.93	11,298.00	11,297.43	11,445.00	10,984.30	11,445.00	15,000.00
Budget Detail									
Budget Code	Description			Units	Price	Amount			
22 Director Requests	Alarm/Security			1.00	15,000.00	15,000.00			
00.402.513.3411	Landscaping Maintenance	5,300.00	5,019.00	17,635.00	16,107.23	16,400.00	8,696.00	16,400.00	16,400.00
Budget Detail									
Budget Code	Description			Units	Price	Amount			
22 Director Requests	Landscape Maintenance			1.00	16,400.00	16,400.00			
00.402.513.4100	Communications	25,416.00	25,355.38	33,801.00	33,800.69	28,104.00	38,977.26	28,104.00	50,000.00
Budget Detail									
Budget Code	Description			Units	Price	Amount			
22 Director Requests	Communications			1.00	50,000.00	50,000.00			
00.402.513.4300	Utility Service	36,192.00	35,790.31	33,430.00	32,418.64	35,100.00	20,800.60	35,100.00	37,100.00

Budget Worksheet

		Defined Budgets							
		2018-2019	2018-2019	2019-2020	2019-2020	2020-2021	2020-2021	2020-2021	2021-2022
		Total Budget	Total Activity	Total Budget	Total Activity	Total Budget	YTD Activity	21 Expected	22 Director Requests
Budget Detail									
Budget Code	Description			Units	Price	Amount			
22 Director Requests	Utility			1.00	37,100.00	37,100.00			
00.402.513.4400	Rentals and Leases	37,876.00	37,170.48	37,390.00	37,389.61	62,304.00	23,039.75	62,304.00	69,000.00
Budget Detail									
Budget Code	Description			Units	Price	Amount			
22 Director Requests	Rentals Leases			1.00	69,000.00	69,000.00			
00.402.513.4500	Insurance	11,445.00	10,933.45	14,354.00	14,353.40	14,025.00	11,634.82	14,025.00	15,000.00
Budget Detail									
Budget Code	Description			Units	Price	Amount			
22 Director Requests	Insurance			1.00	15,000.00	15,000.00			
00.402.513.4600	Repair & Maintenance	20,163.00	19,414.74	13,935.00	13,934.19	7,500.00	5,469.92	7,500.00	7,500.00
Budget Detail									
Budget Code	Description			Units	Price	Amount			
22 Director Requests	Maintenance			1.00	7,500.00	7,500.00			
00.402.513.5200	Operating Supplies	9,039.00	9,038.51	7,538.00	7,537.88	6,500.00	1,800.91	6,500.00	8,500.00
Budget Detail									
Budget Code	Description			Units	Price	Amount			
22 Director Requests	Operating			1.00	8,500.00	8,500.00			
00.402.513.5250	Small Tools & Equipment	230.00	229.99	125.00	124.34	0.00	0.00		
ExpAcctCategory: 30 - Operating Expenditures Total:		166,896.00	162,585.67	173,432.00	170,888.74	185,679.00	126,290.67	185,679.00	235,500.00
ExpAcctCategory: 60 - Capital Outlay									
00.402.513.6400	Capital Outlay	32,588.00	32,587.90	0.00	0.00	0.00	0.00		
ExpAcctCategory: 60 - Capital Outlay Total:		32,588.00	32,587.90	0.00	0.00	0.00	0.00	0.00	0.00
Department: 402 - City Hall Total:		199,484.00	195,173.57	173,432.00	170,888.74	185,679.00	126,290.67	185,679.00	235,500.00
Department: 410 - Human Resources									
ExpAcctCategory: 10 - Personal Services									
00.410.513.1200	Regular Wages	32,078.00	32,077.85	9,405.00	9,008.99	0.00	0.00		
00.410.513.1400	Overtime	150.00	69.76	250.00	18.03	0.00	0.00		
00.410.513.2100	FICA Taxes	2,367.00	2,348.47	3,368.00	599.97	0.00	0.00		
00.410.513.2200	Retirement Contributions	2,580.00	2,579.65	3,753.00	764.58	0.00	0.00		
00.410.513.2300	Health and Life Insurance	6,416.00	6,415.05	6,836.00	1,776.40	0.00	0.00		
00.410.513.2305	Health Savings Accounts	3,280.00	3,276.92	2,730.00	1,200.00	0.00	0.00		

Budget Worksheet

		Defined Budgets								
		2018-2019	2018-2019	2019-2020	2019-2020	2020-2021	2020-2021	2020-2021	2021-2022	
		Total Budget	Total Activity	Total Budget	Total Activity	Total Budget	YTD Activity	21 Expected	22 Director	Requests
00.410.513.2310	Life Insurance	100.00	60.00	100.00	5.16	0.00	0.00			
00.410.513.2400	Workers' Compensation	156.00	155.33	149.00	112.38	0.00	33.98			
00.410.513.2500	Unemployment Compensation	44.00	33.33	44.00	7.83	0.00	0.00			
ExpAcctCategory: 10 - Personal Services Total:		47,171.00	47,016.36	26,635.00	13,493.34	0.00	33.98	0.00	0.00	
ExpAcctCategory: 30 - Operating Expenditures										
00.410.513.3401	Miscellaneous Consulting Sevic	20,199.00	20,198.31	34,365.00	30,547.55	0.00	0.00			
00.410.513.3410	HR Fees	15,151.00	14,041.59	18,000.00	15,356.15	18,000.00	15,038.93	18,000.00	18,000.00	
00.410.513.3451	Human Resources Services	0.00	0.00	0.00	0.00	0.00	0.00			45,000.00
Budget Notes										
Budget Code	Subject	Description								
22 Director Requests	Human Resources Services	Outsourcing of Human Resources Services								
Budget Detail										
Budget Code	Description	Units	Price	Amount						
22 Director Requests	Outsourcing Human Resources	0.00	0.00	45,000.00						
00.410.513.4000	Travel & Per Diem	100.00	0.00	0.00	0.00	0.00	0.00			
00.410.513.4800	Advertising	750.00	301.68	600.00	0.00	900.00	310.00	900.00	900.00	
00.410.513.4900	Other Current Charges	0.00	0.00	0.00	0.00	0.00	0.00			2,000.00
00.410.513.4901	Employee Appreciation	2,000.00	166.58	2,000.00	152.19	2,000.00	0.00	2,000.00		
00.410.513.5400	Books, Publications & Member	295.00	293.00	70.00	57.00	0.00	0.00			
00.410.513.5500	Training	600.00	201.18	500.00	0.00	2,500.00	0.00	2,500.00	2,500.00	
ExpAcctCategory: 30 - Operating Expenditures Total:		39,095.00	35,202.34	55,535.00	46,112.89	23,400.00	15,348.93	23,400.00	68,400.00	
Department: 410 - Human Resources Total:		86,266.00	82,218.70	82,170.00	59,606.23	23,400.00	15,382.91	23,400.00	68,400.00	
Department: 430 - Communications										
ExpAcctCategory: 10 - Personal Services										
00.430.513.1200	Regular Wages	249,594.00	232,508.92	259,537.00	242,170.37	262,238.00	151,007.66	262,238.00	308,296.00	
00.430.513.1400	Overtime	5,000.00	4,624.50	5,000.00	2,095.18	5,000.00	476.70	5,000.00	5,000.00	
00.430.513.2100	FICA Taxes	19,477.00	18,252.27	20,237.00	18,747.31	20,444.00	11,658.17	20,444.00	23,967.00	
00.430.513.2200	Retirement Contributions	21,248.00	19,572.13	22,573.00	21,814.49	27,933.00	13,688.14	27,933.00	34,596.00	
00.430.513.2300	Health and Life Insurance	39,821.00	35,659.48	53,209.00	39,859.52	55,676.00	27,204.14	55,676.00	57,754.00	
00.430.513.2305	Health Savings Accounts	13,125.00	9,153.85	14,507.00	11,297.66	15,225.00	9,236.68	15,225.00	15,225.00	
00.430.513.2310	Life Insurance	500.00	317.52	550.00	377.81	565.00	242.40	565.00	565.00	
00.430.513.2400	Workers' Compensation	3,082.00	3,077.25	3,216.00	2,899.61	2,848.00	2,019.57	2,848.00	2,858.00	

Budget Worksheet

For Fiscal: 2020-2021 Period Ending: 09/30/2021

		Defined Budgets							
		2018-2019	2018-2019	2019-2020	2019-2020	2020-2021	2020-2021	2020-2021	2021-2022
		Total Budget	Total Activity	Total Budget	Total Activity	Total Budget	YTD Activity	21 Expected	22 Director Requests
00.430.513.2500	Unemployment Compensation	262.00	248.96	267.00	256.70	267.00	271.51	267.00	1,536.00
ExpAcctCategory: 10 - Personal Services Total:		352,109.00	323,414.88	379,096.00	339,518.65	390,196.00	215,804.97	390,196.00	449,797.00
ExpAcctCategory: 30 - Operating Expenditures									
00.430.513.3101	Close Captioning Services for A	87,100.00	87,089.96	0.00	0.00	7,000.00	0.00	7,000.00	7,000.00
Budget Detail									
Budget Code	Description			Units	Price	Amount			
22 Director Requests	Close Captioning			1.00	7,000.00	7,000.00			
00.430.513.3401	Miscellaneous Consulting Servi	0.00	0.00	0.00	0.00	0.00	8,272.68		
00.430.513.3404	Website & Online Services	17,860.00	10,664.15	22,000.00	18,169.71	22,000.00	10,830.04	22,000.00	22,000.00
Budget Detail									
Budget Code	Description			Units	Price	Amount			
22 Director Requests	Mail Chimp, Meltwater, etc.			1.00	22,000.00	22,000.00			
00.430.513.3425	TV Channel	50,000.00	46,125.00	50,000.00	47,175.00	50,000.00	35,400.00	50,000.00	50,000.00
Budget Detail									
Budget Code	Description			Units	Price	Amount			
22 Director Requests	BTV Consultant			1.00	50,000.00	50,000.00			
00.430.513.4000	Travel & Per Diem	987.00	986.05	800.00	26.73	800.00	34.50	800.00	800.00
Budget Detail									
Budget Code	Description			Units	Price	Amount			
22 Director Requests	Travel			1.00	800.00	800.00			
00.430.513.4100	Communications	2,000.00	1,328.93	2,000.00	1,682.89	2,000.00	984.30	2,000.00	2,000.00
Budget Detail									
Budget Code	Description			Units	Price	Amount			
22 Director Requests	Communications			1.00	2,000.00	2,000.00			
00.430.513.4600	Repair & Maintenance	9,320.00	1,358.50	10,000.00	95.74	10,000.00	0.00	10,000.00	10,000.00
Budget Detail									
Budget Code	Description			Units	Price	Amount			
22 Director Requests	Maintenance			1.00	10,000.00	10,000.00			
00.430.513.4700	Printing & Binding	0.00	0.00	0.00	0.00	0.00	0.00		10,000.00
Budget Detail									
Budget Code	Description			Units	Price	Amount			
22 Director Requests	Printing			1.00	10,000.00	10,000.00			
00.430.513.5200	Operating Supplies	500.00	369.49	500.00	63.00	500.00	279.08	500.00	500.00

Budget Worksheet

		Defined Budgets							
		2018-2019	2018-2019	2019-2020	2019-2020	2020-2021	2020-2021	2020-2021	2021-2022
		Total Budget	Total Activity	Total Budget	Total Activity	Total Budget	YTD Activity	21 Expected	22 Director Requests
Budget Detail									
Budget Code	Description			Units	Price	Amount			
22 Director Requests	Operating			1.00	500.00	500.00			
00.430.513.5205	Fuel	1,000.00	235.27	700.00	129.73	700.00	41.18	700.00	700.00
Budget Detail									
Budget Code	Description			Units	Price	Amount			
22 Director Requests	Fuel			1.00	700.00	700.00			
00.430.513.5210	Clothing Allowance	500.00	179.34	500.00	202.05	500.00	0.00	500.00	500.00
Budget Detail									
Budget Code	Description			Units	Price	Amount			
22 Director Requests	Shirts			1.00	500.00	500.00			
00.430.513.5250	Small Tools & Equipment	12,180.00	12,175.01	500.00	187.97	1,200.00	0.00	1,200.00	1,200.00
Budget Detail									
Budget Code	Description			Units	Price	Amount			
22 Director Requests	Small Tools and Equipment			1.00	1,200.00	1,200.00			
00.430.513.5400	Books, Publications & Member	500.00	500.00	500.00	100.00	500.00	0.00	500.00	500.00
Budget Detail									
Budget Code	Description			Units	Price	Amount			
22 Director Requests	FMC Membership			1.00	250.00	250.00			
22 Director Requests	FPRA Membership			1.00	250.00	250.00			
00.430.513.5500	Training	3,813.00	3,075.00	4,000.00	384.63	4,000.00	1,299.00	4,000.00	4,000.00
Budget Detail									
Budget Code	Description			Units	Price	Amount			
22 Director Requests	Training			1.00	4,000.00	4,000.00			
00.430.574.4600	Repair & Maintenance	500.00	342.16	265.00	257.22	0.00	167.37		
00.430.574.4803	Celebrate Bonita	23,200.00	18,639.60	20,000.00	0.00	20,000.00	0.00	20,000.00	20,000.00
Budget Detail									
Budget Code	Description			Units	Price	Amount			
22 Director Requests	Advertising			1.00	2,000.00	2,000.00			
22 Director Requests	Entertainment			1.00	5,000.00	5,000.00			
22 Director Requests	Kid's Amusements			1.00	7,000.00	7,000.00			
22 Director Requests	Misc. Event Costs			1.00	2,000.00	2,000.00			
22 Director Requests	Sound Equipment			1.00	4,000.00	4,000.00			
00.430.574.4804	Fourth of July	43,311.00	40,918.18	39,000.00	36,474.58	39,000.00	32,425.00	39,000.00	49,000.00

Budget Worksheet

Draft 7-2-21

For Fiscal: 2020-2021 Period Ending: 09/30/2021

		Defined Budgets							
		2018-2019	2018-2019	2019-2020	2019-2020	2020-2021	2020-2021	2020-2021	2021-2022
		Total Budget	Total Activity	Total Budget	Total Activity	Total Budget	YTD Activity	21 Expected	22 Director Requests
Budget Detail									
Budget Code	Description			Units	Price	Amount			
22 Director Requests	Additional Security Details/Staffing			1.00	4,000.00	4,000.00			
22 Director Requests	Advertising			1.00	1,000.00	1,000.00			
22 Director Requests	Entertainment			1.00	5,000.00	5,000.00			
22 Director Requests	Fencing Firework Launch Area			1.00	1,500.00	1,500.00			
22 Director Requests	Fireworks/Laser Lights			1.00	28,000.00	28,000.00			
22 Director Requests	Kids Amusements			1.00	4,500.00	4,500.00			
22 Director Requests	Sound System and Lighting			1.00	5,000.00	5,000.00			
00.430.574.4805	Winter Holiday in the Park	33,802.00	31,951.36	32,000.00	27,220.69	32,000.00	26,619.54	32,000.00	34,000.00
Budget Detail									
Budget Code	Description			Units	Price	Amount			
22 Director Requests	Entertainment			1.00	4,000.00	4,000.00			
22 Director Requests	Fencing for kid's amusements			1.00	2,000.00	2,000.00			
22 Director Requests	Horse and Cairrages			2.00	1,250.00	2,500.00			
22 Director Requests	Misc Event Costs- Staff/Decorations/photographer			1.00	4,400.00	4,400.00			
22 Director Requests	Santa/ Mrs Claus /elves			1.00	1,500.00	1,500.00			
22 Director Requests	Snow Flurries			3.00	1,200.00	3,600.00			
22 Director Requests	Snow slide /Ice/Snow Kid's amusements			1.00	10,000.00	10,000.00			
22 Director Requests	Sound and Lighting			1.00	6,000.00	6,000.00			
00.430.574.4806	Winter Holiday Decorations	43,995.00	42,669.75	47,000.00	41,500.00	47,000.00	46,000.00	47,000.00	59,000.00
Budget Detail									
Budget Code	Description			Units	Price	Amount			
22 Director Requests	Holiday lights			1.00	59,000.00	59,000.00			
00.430.574.4807	Miscellaneous Special Events	17,700.00	16,277.00	16,936.00	11,906.74	17,000.00	3,507.62	17,000.00	17,000.00
Budget Detail									
Budget Code	Description			Units	Price	Amount			
22 Director Requests	Miscellaneous			1.00	17,000.00	17,000.00			
00.430.574.4808	Patriot's Day	2,331.00	2,330.26	2,500.00	2,500.00	2,500.00	0.00	2,500.00	2,500.00
Budget Detail									
Budget Code	Description			Units	Price	Amount			
22 Director Requests	Decorations			1.00	400.00	400.00			
22 Director Requests	Sound System			1.00	800.00	800.00			
22 Director Requests	Tent			1.00	800.00	800.00			
22 Director Requests	Water/essay contest transportation/etc			1.00	500.00	500.00			

Budget Worksheet

		Defined Budgets								
		2018-2019	2018-2019	2019-2020	2019-2020	2020-2021	2020-2021	2020-2021	2021-2022	
		Total Budget	Total Activity	Total Budget	Total Activity	Total Budget	YTD Activity	21 Expected	22 Director Requests	
00.430.574.4809	Memorial Day	2,000.00	1,917.37	2,500.00	400.00	2,500.00	2,285.75	2,500.00	2,500.00	
Budget Detail										
Budget Code	Description			Units	Price	Amount				
22 Director Requests	Decorations / Flowers/ water			1.00	300.00	300.00				
22 Director Requests	Sound system			1.00	1,100.00	1,100.00				
22 Director Requests	Tent			1.10	1,000.00	1,100.00				
00.430.574.4810	Veteran's Day	2,500.00	2,297.83	2,564.00	2,563.15	2,500.00	0.00	2,500.00	2,500.00	
Budget Detail										
Budget Code	Description			Units	Price	Amount				
22 Director Requests	Decorations/ Flowers/ Water			1.00	300.00	300.00				
22 Director Requests	Sound System			1.00	1,100.00	1,100.00				
22 Director Requests	Tent			1.00	1,100.00	1,100.00				
00.430.574.4813	Flag Day	300.00	0.00	0.00	0.00	0.00	0.00			
00.430.574.4818	Movies in the Park	5,900.00	5,874.00	4,800.00	3,848.00	4,800.00	0.00	4,800.00	4,800.00	
Budget Detail										
Budget Code	Description			Units	Price	Amount				
22 Director Requests	Movie Rights			3.00	300.00	900.00				
22 Director Requests	Screen Rental			3.00	1,300.00	3,900.00				
00.430.574.4832	Fiesta	10,000.00	9,626.65	10,000.00	10,000.00	10,000.00	0.00	10,000.00	10,000.00	
Budget Detail										
Budget Code	Description			Units	Price	Amount				
22 Director Requests	Fiesta Event -City usually covers entertainment, L			1.00	10,000.00	10,000.00				
00.430.574.5200	Operating Supplies	500.00	0.00	235.00	0.00	500.00	0.00	500.00	500.00	
Budget Detail										
Budget Code	Description			Units	Price	Amount				
22 Director Requests	Operating			1.00	500.00	500.00				
00.430.574.5250	Small Tools & Equipment	500.00	0.00	500.00	0.00	500.00	0.00	500.00	500.00	
Budget Detail										
Budget Code	Description			Units	Price	Amount				
22 Director Requests	Operating			1.00	500.00	500.00				
ExpAcctCategory: 30 - Operating Expenditures Total:		372,299.00	336,930.86	269,800.00	204,887.83	277,500.00	168,146.06	277,500.00	311,500.00	

Budget Worksheet

For Fiscal: 2020-2021 Period Ending: 09/30/2021

		Defined Budgets								
		2018-2019	2018-2019	2019-2020	2019-2020	2020-2021	2020-2021	2020-2021	2021-2022	
		Total Budget	Total Activity	Total Budget	Total Activity	Total Budget	YTD Activity	21 Expected	22 Director	Requests
ExpAcctCategory: 60 - Capital Outlay										
00.430.513.6400	Capital Outlay	10,550.00	8,150.00	33,000.00	32,788.50	0.00	0.00			
ExpAcctCategory: 60 - Capital Outlay Total:		10,550.00	8,150.00	33,000.00	32,788.50	0.00	0.00	0.00	0.00	
Department: 430 - Communications Total:		734,958.00	668,495.74	681,896.00	577,194.98	667,696.00	383,951.03	667,696.00	761,297.00	
Department: 501 - Finance										
ExpAcctCategory: 10 - Personal Services										
00.501.513.1200	Regular Wages	326,873.00	322,818.22	349,468.00	318,249.49	355,684.00	220,809.75	355,684.00	415,000.00	
00.501.513.1400	Overtime	350.00	45.76	2,500.00	2,247.41	500.00	3,879.50	500.00	1,000.00	
00.501.513.2100	FICA Taxes	26,162.00	24,477.55	26,926.00	24,238.70	27,248.00	16,987.26	27,248.00	31,824.00	
00.501.513.2200	Retirement Contributions	28,544.00	26,826.34	30,031.00	28,624.22	37,230.00	19,983.03	37,230.00	45,937.00	
00.501.513.2300	Health and Life Insurance	57,059.00	57,058.17	63,380.00	53,379.89	66,811.00	28,801.27	66,811.00	69,305.00	
00.501.513.2305	Health Savings Accounts	18,050.00	18,050.00	20,610.00	18,171.96	21,315.00	11,300.73	21,315.00	21,315.00	
00.501.513.2310	Life Insurance	500.00	487.68	650.00	514.93	731.00	377.70	731.00	731.00	
00.501.513.2400	Workers' Compensation	1,243.00	1,227.94	1,184.00	1,157.05	819.00	805.89	819.00	865.00	
00.501.513.2500	Unemployment Compensation	351.00	337.58	356.00	335.69	356.00	363.51	356.00	2,039.00	
ExpAcctCategory: 10 - Personal Services Total:		459,132.00	451,329.24	495,105.00	446,919.34	510,694.00	303,308.64	510,694.00	588,016.00	
ExpAcctCategory: 30 - Operating Expenditures										
00.501.513.3100	Professional Services	0.00	0.00	15,000.00	0.00	15,000.00	0.00	15,000.00		
00.501.513.3200	Accounting Services	16,171.00	16,170.89	0.00	0.00	0.00	3,500.00		3,500.00	
00.501.513.3206	Auditing Services	34,885.00	33,535.00	38,385.00	38,385.00	38,385.00	12,500.00	38,385.00	39,840.00	
00.501.513.3401	Miscellaneous Consulting Servi	0.00	0.00	0.00	0.00	0.00	12,102.55			
00.501.513.3426	Software Maintenance & Cons	30,235.00	20,072.47	34,200.00	20,362.87	34,270.00	22,538.02	34,270.00	71,400.00	
Budget Notes										
Budget Code	Subject	Description								
22 Director Requests	Annual Software Cot	Increase in annual cost for web based Software Upgrade .								
Budget Detail										
Budget Code	Description	Units	Price	Amount						
22 Director Requests	Increased annual cost for web based Software Upgra	0.00	0.00	71,400.00						
00.501.513.4000	Travel & Per Diem	1,462.00	950.75	1,425.00	717.94	1,748.00	0.00	1,748.00	1,750.00	
00.501.513.4100	Communications	0.00	0.00	998.00	997.20	0.00	1,229.88		440.00	
00.501.513.4800	Advertising	1,840.00	1,448.54	3,010.00	3,009.70	1,500.00	0.00	1,500.00	2,900.00	

Budget Worksheet

For Fiscal: 2020-2021 Period Ending: 09/30/2021

		Defined Budgets							
		2018-2019	2018-2019	2019-2020	2019-2020	2020-2021	2020-2021	2020-2021	2021-2022
		Total Budget	Total Activity	Total Budget	Total Activity	Total Budget	YTD Activity	21 Expected	22 Director Requests
00.501.513.4911	Bank Charges	0.00	0.00	1.00	0.72	0.00	0.00		
00.501.513.5100	Office Supplies	450.00	279.82	500.00	150.50	410.00	419.03	410.00	
00.501.513.5200	Operating Supplies	100.00	64.80	100.00	0.00	100.00	97.65	100.00	100.00
00.501.513.5210	Clothing Allowance	84.00	83.58	0.00	0.00	0.00	0.00		
00.501.513.5250	Small Tools & Equipment	1,024.00	255.58	600.00	0.00	600.00	0.00	600.00	600.00
00.501.513.5400	Books, Publications & Member	1,730.00	1,025.00	2,096.00	2,095.33	1,750.00	1,038.98	1,750.00	1,750.00
00.501.513.5500	Training	1,850.00	1,695.50	2,718.00	1,782.80	1,750.00	199.00	1,750.00	1,750.00
ExpAcctCategory: 30 - Operating Expenditures Total:		89,831.00	75,581.93	99,033.00	67,502.06	95,513.00	53,625.11	95,513.00	124,030.00
ExpAcctCategory: 60 - Capital Outlay									
00.501.513.6400	Capital Outlay	76,453.00	0.00	0.00	0.00	0.00	0.00		52,000.00
Budget Notes									
Budget Code	Subject	Description							
22 Director Requests	Upgrade Accounting Software	Upgrade Accounting Software to be Web Based for long term sustainability and resiliency. The upgrade will allow staff to process various accounting functions in a paperless manner including an on-line approval process.							
Budget Detail									
Budget Code	Description	Units	Price	Amount					
22 Director Requests	Upgrade Accounting Software to be Web Based for lo	0.00	0.00	52,000.00					
ExpAcctCategory: 60 - Capital Outlay Total:		76,453.00	0.00	0.00	0.00	0.00	0.00	0.00	52,000.00
Department: 501 - Finance Total:		625,416.00	526,911.17	594,138.00	514,421.40	606,207.00	356,933.75	606,207.00	764,046.00
Department: 601 - Parks & Recreation Administration									
ExpAcctCategory: 10 - Personal Services									
00.601.572.1200	Regular Wages	360,841.00	339,185.40	368,969.00	366,748.94	371,420.00	263,732.37	371,420.00	389,076.00
00.601.572.1400	Overtime	10,634.00	10,633.04	6,500.00	1,279.97	4,500.00	367.81	4,500.00	4,500.00
00.601.572.2100	FICA Taxes	30,138.00	25,889.68	31,254.00	27,308.73	28,261.00	20,018.48	28,261.00	30,109.00
00.601.572.2200	Retirement Contributions	32,883.00	28,996.77	34,852.00	32,815.62	38,614.00	23,709.98	38,614.00	43,461.00
00.601.572.2300	Health & Life Insurance	77,356.00	71,470.62	71,233.00	56,990.02	89,081.00	45,893.41	89,081.00	92,407.00
00.601.572.2305	Health Savings Accounts	31,500.00	27,523.08	31,745.00	22,981.12	30,450.00	28,288.78	30,450.00	27,405.00
00.601.572.2310	Life Insurance	900.00	421.58	950.00	628.57	870.00	425.72	870.00	870.00
00.601.572.2400	Workers' Compensation	21,534.00	21,533.29	26,906.00	20,772.88	19,997.00	14,679.68	19,997.00	19,289.00
00.601.572.2500	Unemployment Compensation	399.00	362.13	411.00	380.72	370.00	449.65	370.00	1,929.00
ExpAcctCategory: 10 - Personal Services Total:		566,185.00	526,015.59	572,820.00	529,906.57	583,563.00	397,565.88	583,563.00	609,046.00

Budget Worksheet

Draft 7-2-21

For Fiscal: 2020-2021 Period Ending: 09/30/2021

		Defined Budgets							
		2018-2019 Total Budget	2018-2019 Total Activity	2019-2020 Total Budget	2019-2020 Total Activity	2020-2021 Total Budget	2020-2021 YTD Activity	2020-2021 21 Expected	2021-2022 22 Director Requests
ExpAcctCategory: 30 - Operating Expenditures									
00.601.572.3401	Miscellaneous Consulting Servi	1,500.00	0.00	0.00	0.00	0.00	0.00		20,000.00
Budget Notes									
Budget Code	Subject	Description							
22 Director Requests	Miscellaneous Consulting Services for all pai	Misc. Consulting Services for park facility repairs or additions							
Budget Detail									
Budget Code	Description		Units	Price	Amount				
22 Director Requests	Miscellaneous Consulting Services for all parks		1.00	20,000.00	20,000.00				
00.601.572.4000	Travel & Per Diem	4,705.00	2,053.28	1,705.00	0.00	3,380.00	0.00	3,380.00	3,380.00
Budget Notes									
Budget Code	Subject	Description							
22 Director Requests	Agency Summit Conference	This is an annual summit for all State of Florida Park Directors							
22 Director Requests	Conference	Florida Recreation and Parks Association annual conference in Orlando.							
Budget Detail									
Budget Code	Description		Units	Price	Amount				
22 Director Requests	Agency Summit for Florida Park Directors		1.00	650.00	650.00				
22 Director Requests	FRPA conference for Director		1.00	1,065.00	1,065.00				
22 Director Requests	FRPA conference for Maintenance		1.00	1,065.00	1,065.00				
22 Director Requests	Staff Mileage for personal car use on city busines		12.00	50.00	600.00				
00.601.572.4100	Communications	4,224.00	4,223.32	4,267.00	4,266.47	4,404.00	2,725.81	4,404.00	4,404.00
Budget Notes									
Budget Code	Subject	Description							
22 Director Requests	Commincations Services for park admin staf	Monthly Service for 6 maintenance staff, Recreation Coordinator and Director							
Budget Detail									
Budget Code	Description		Units	Price	Amount				
22 Director Requests	Communication service for staff and director		12.00	367.00	4,404.00				
00.601.572.4500	Insurance	5,339.00	5,338.79	6,338.00	6,337.24	5,885.00	5,773.71	5,885.00	
00.601.572.5200	Operating Supplies	0.00	0.00	0.00	0.00	0.00	591.48		
00.601.572.5205	Operating Supplies-Fuel	14,820.00	14,462.10	12,299.00	11,144.91	14,820.00	8,047.56	14,820.00	14,820.00
Budget Notes									
Budget Code	Subject	Description							
22 Director Requests	Fuel Supply for Parks	Fuel for all Parks Department city owned vehicles, mowers, utility carts, tractors and maintenance equipment							

Budget Worksheet

		Defined Budgets							
		2018-2019 Total Budget	2018-2019 Total Activity	2019-2020 Total Budget	2019-2020 Total Activity	2020-2021 Total Budget	2020-2021 YTD Activity	2020-2021 21 Expected	2021-2022 22 Director Requests
Budget Detail									
Budget Code	Description			Units	Price	Amount			
22 Director Requests	Fuel for Park equipment and vehicles			12.00	1,235.00	14,820.00			
00.601.572.5210	Clothing Allowance	1,875.00	1,429.65	1,715.00	1,400.47	1,650.00	1,489.57	1,650.00	1,650.00
Budget Notes									
Budget Code	Subject			Description					
22 Director Requests	Clothing Allowance			\$150 per staff member for shirts					
22 Director Requests	Maintenance Staff Boot allowance			\$75 per maintenance staff member for steel toed boots.					
Budget Detail									
Budget Code	Description			Units	Price	Amount			
22 Director Requests	Maintenance staff boot allowance			6.00	75.00	450.00			
22 Director Requests	Staff Clothing Allowance			8.00	150.00	1,200.00			
00.601.572.5250	Small Tools & Equipment	0.00	0.00	160.00	159.74	150.00	0.00	150.00	150.00
Budget Detail									
Budget Code	Description			Units	Price	Amount			
22 Director Requests	Small Tools and Equipment			1.00	150.00	150.00			
00.601.572.5400	Books, Publications & Member	1,016.00	653.46	970.00	513.89	820.00	495.00	820.00	980.00
Budget Notes									
Budget Code	Subject			Description					
22 Director Requests	FRPA Membership			Florida Recreation and Parks Association memberships for Director and Maintenance Manager					
22 Director Requests	FTGA Membership			Maintenance Manager and Senior Maintenance Specialits membership for the Florida Turf Grass Association					
22 Director Requests	NRPA Membership			Director and Maintenance Manager membership to the National Recreation and Parks Association					
Budget Detail									
Budget Code	Description			Units	Price	Amount			
22 Director Requests	FRPA Membership			2.00	165.00	330.00			
22 Director Requests	FTGA Membership			2.00	150.00	300.00			
22 Director Requests	NRPA Membership			2.00	175.00	350.00			
00.601.572.5500	Training	1,155.00	735.00	1,330.00	545.46	1,330.00	0.00	1,330.00	880.00
Budget Notes									
Budget Code	Subject			Description					
22 Director Requests	Training			Maintenance Manager license and training registration fee for spray and fertilizer license. Director and Maintenance Manager conference and training and registration fees for FRPA					
Budget Detail									
Budget Code	Description			Units	Price	Amount			
22 Director Requests	Agency Summit registration fee for			1.00	150.00	150.00			

Budget Worksheet

		Defined Budgets							
		2018-2019	2018-2019	2019-2020	2019-2020	2020-2021	2020-2021	2020-2021	2021-2022
		Total Budget	Total Activity	Total Budget	Total Activity	Total Budget	YTD Activity	21 Expected	22 Director Requests
22 Director Requests	FRPA conference registration fee for Director			1.00	305.00	305.00			
22 Director Requests	FRPA conference registration fee for Maintenance M			1.00	275.00	275.00			
22 Director Requests	Spray License Renewal for Maintenance Manager			1.00	150.00	150.00			
ExpAcctCategory: 30 - Operating Expenditures Total:		34,634.00	28,895.60	28,784.00	24,368.18	32,439.00	19,123.13	32,439.00	46,264.00
ExpAcctCategory: 60 - Capital Outlay									
00.601.572.6400	Capital Outlay	0.00	0.00	0.00	0.00	31,750.00	0.00	31,750.00	
ExpAcctCategory: 60 - Capital Outlay Total:		0.00	0.00	0.00	0.00	31,750.00	0.00	31,750.00	0.00
Department: 601 - Parks & Recreation Administration Total:		600,819.00	554,911.19	601,604.00	554,274.75	647,752.00	416,689.01	647,752.00	655,310.00
Department: 602 - Recreation Center									
ExpAcctCategory: 10 - Personal Services									
00.602.572.1200	Regular Wages	133,527.00	126,341.46	119,003.00	112,841.46	115,253.00	74,940.41	115,253.00	122,242.00
00.602.572.1400	Overtime	546.00	545.06	490.00	489.36	0.00	629.43	1,023.00	
00.602.572.2100	FICA Taxes	11,248.00	9,550.75	9,141.00	8,630.83	8,817.00	6,034.05	8,817.00	9,352.00
00.602.572.2200	Retirement Contributions	11,544.00	10,385.02	10,193.00	9,831.14	12,047.00	6,896.73	12,047.00	13,499.00
00.602.572.2300	Health and Life Insurance	23,841.00	23,840.75	32,011.00	28,915.79	33,405.00	16,749.23	33,405.00	34,653.00
00.602.572.2305	Health Savings Accounts	7,819.00	7,730.77	8,619.00	6,048.83	9,135.00	6,012.57	9,135.00	9,135.00
00.602.572.2310	Life Insurance	300.00	108.36	300.00	162.27	300.00	109.80	300.00	300.00
00.602.572.2400	Workers' Compensation	11,999.00	11,998.29	11,576.00	11,305.75	6,474.00	7,874.40	6,474.00	5,991.00
00.602.572.2500	Unemployment Compensation	148.00	135.25	121.00	118.92	115.00	146.23	115.00	599.00
ExpAcctCategory: 10 - Personal Services Total:		200,972.00	190,635.71	191,454.00	178,344.35	185,546.00	119,392.85	186,569.00	195,771.00
ExpAcctCategory: 30 - Operating Expenditures									
00.602.572.3401	Miscellaneous Consulting Servi	7,679.00	7,679.00	80.00	0.00	1,900.00	0.00	1,900.00	
00.602.572.3407	Alarm/Security	7,812.00	7,811.31	10,055.00	10,054.39	9,215.00	2,824.62	9,215.00	8,894.00
Budget Detail									
Budget Code	Description			Units	Price	Amount			
22 Director Requests	Johnson Controls Annual Fire inspections for Small			1.00	978.00	978.00			
22 Director Requests	Johnson Controls annual Fire Sprinkler and Back fl			1.00	1,036.00	1,036.00			
22 Director Requests	Security/Alarm repairs			1.00	1,000.00	1,000.00			
22 Director Requests	Stanley Security Monitoring and Maintenance			12.00	490.00	5,880.00			

Budget Worksheet

For Fiscal: 2020-2021 Period Ending: 09/30/2021

		Defined Budgets							
		2018-2019	2018-2019	2019-2020	2019-2020	2020-2021	2020-2021	2020-2021	2021-2022
		Total Budget	Total Activity	Total Budget	Total Activity	Total Budget	YTD Activity	21 Expected	22 Director Requests
00.602.572.3408	Cleaning of Facilities	24,960.00	24,960.00	24,960.00	21,440.00	24,960.00	18,940.00	25,180.00	24,960.00
Budget Detail									
Budget Code	Description			Units	Price	Amount			
22 Director Requests	Jan-Pro Cleaning of Recreation Center buildings			12.00	2,080.00	24,960.00			
00.602.572.3432	Class Program Instructors	24,555.00	24,554.45	18,088.00	15,752.54	26,000.00	9,381.30	26,000.00	24,000.00
Budget Notes									
Budget Code	Subject			Description					
22 Director Requests	Class Instructors			The class instructors of the Recreation Center programs and classes are contracted with various instructors with a 70/30 split of the revenue for the particular class they are instructing. The revenue more than covers the costs of the instructor					
Budget Detail									
Budget Code	Description			Units	Price	Amount			
22 Director Requests	Class Program instructors			1.00	24,000.00	24,000.00			
00.602.572.4000	Travel & Per Diem	394.00	393.79	500.00	477.34	480.00	0.00	480.00	300.00
Budget Detail									
Budget Code	Description			Units	Price	Amount			
22 Director Requests	Mileage for Rec staff using their personal vehicle			12.00	25.00	300.00			
00.602.572.4100	Communications	9,652.00	9,650.87	10,724.00	10,723.23	8,988.00	8,624.90	10,367.00	10,384.00
Budget Detail									
Budget Code	Description			Units	Price	Amount			
22 Director Requests	Century Link			12.00	400.00	4,800.00			
22 Director Requests	Comcast			12.00	374.00	4,488.00			
22 Director Requests	MCI			1.00	16.00	16.00			
22 Director Requests	T38 Fax line			12.00	14.00	168.00			
22 Director Requests	Verizon			12.00	76.00	912.00			
00.602.572.4300	Utility Service	38,783.00	38,782.86	40,255.00	39,676.36	41,045.00	31,071.14	44,491.00	44,496.00
Budget Notes									
Budget Code	Subject			Description					
22 Director Requests	Advanced disposal increase			Advanced Disposal increase is due to a rate increase for recycling					
Budget Detail									
Budget Code	Description			Units	Price	Amount			
22 Director Requests	Advanced Disposal			12.00	959.00	11,508.00			
22 Director Requests	BSU			12.00	350.00	4,200.00			
22 Director Requests	FPL			12.00	2,100.00	25,200.00			

Budget Worksheet

		Defined Budgets							
		2018-2019	2018-2019	2019-2020	2019-2020	2020-2021	2020-2021	2020-2021	2021-2022
		Total Budget	Total Activity	Total Budget	Total Activity	Total Budget	YTD Activity	21 Expected	22 Director Requests
22 Director Requests	Lee Co. Tax Collector			1.00	3,588.00	3,588.00			
00.602.572.4400	Rentals and Leases	11,760.00	11,467.94	12,213.00	9,269.32	12,980.00	6,908.96	13,640.00	13,640.00
Budget Detail									
Budget Code	Description			Units	Price	Amount			
22 Director Requests	ActiveNet Recreation Software and Credit card fees			26.00	340.00	8,840.00			
22 Director Requests	Copier Fees - Dex Imaging/Great American Financial			12.00	400.00	4,800.00			
00.602.572.4500	Insurance	19,895.00	19,894.41	26,118.00	26,117.34	25,520.00	21,170.62		
00.602.572.4600	Repair & Maintenance	35,101.00	35,100.59	35,812.00	35,811.18	24,000.00	15,869.16	24,000.00	24,000.00
Budget Detail									
Budget Code	Description			Units	Price	Amount			
22 Director Requests	Repair and Maintenance - Recreation Center Main an			1.00	24,000.00	24,000.00			
00.602.572.4800	Advertising	434.00	434.00	0.00	0.00	0.00	0.00		
00.602.572.5100	Office Supplies	1,055.00	944.64	1,400.00	913.65	1,200.00	203.37	1,200.00	1,200.00
Budget Detail									
Budget Code	Description			Units	Price	Amount			
22 Director Requests	Parks Department and Recreation Center office supp			1.00	1,200.00	1,200.00			
00.602.572.5200	Operating Supplies	19,246.00	19,243.83	18,295.00	17,505.19	30,000.00	7,994.65	30,000.00	30,000.00
Budget Notes									
Budget Code	Subject			Description					
22 Director Requests	Operating Supplies			Operating Supplies for Recreation Center and small recreation center buildings as well as cleaning supplies, paper products, and trash bags for all 22 City Parks.					
Budget Detail									
Budget Code	Description			Units	Price	Amount			
22 Director Requests	Operating Supplies			1.00	30,000.00	30,000.00			
00.602.572.5210	Clothing Allowance	1,350.00	1,016.12	1,200.00	889.18	1,200.00	544.40	1,200.00	1,200.00
Budget Notes									
Budget Code	Subject			Description					
22 Director Requests	Clothing Allowance			\$150.00 for 6 Recreation Center staff members plus 2 for turnover					

Budget Worksheet

		Defined Budgets							
		2018-2019 Total Budget	2018-2019 Total Activity	2019-2020 Total Budget	2019-2020 Total Activity	2020-2021 Total Budget	2020-2021 YTD Activity	2020-2021 21 Expected	2021-2022 22 Director Requests
Budget Detail									
Budget Code	Description			Units	Price	Amount			
22 Director Requests	Clothing Allowance			8.00	150.00	1,200.00			
00.602.572.5400	Books, Publications & Member	154.00	0.00	175.00	0.00	250.00	14.99	250.00	180.00
Budget Detail									
Budget Code	Description			Units	Price	Amount			
22 Director Requests	Recreation Center Lead Adobe Pro			1.00	180.00	180.00			
00.602.572.5500	Training	367.00	244.09	637.00	636.37	0.00	0.00		
ExpAcctCategory: 30 - Operating Expenditures Total:		203,197.00	202,177.90	200,512.00	189,266.09	207,738.00	123,548.11	187,923.00	183,254.00
Department: 602 - Receation Center Total:		404,169.00	392,813.61	391,966.00	367,610.44	393,284.00	242,940.96	374,492.00	379,025.00
Department: 603 - Community Park & Ball Fields									
ExpAcctCategory: 30 - Operating Expenditures									
00.603.572.3408	Cleaning of Facilities	6,688.00	6,687.08	6,188.00	4,279.28	6,192.00	0.00	9,360.00	9,360.00
Budget Detail									
Budget Code	Description			Units	Price	Amount			
22 Director Requests	All Pro Cleaning Services for Baseball Complex Res			12.00	780.00	9,360.00			
00.603.572.3414	Tree Service	15,270.00	15,270.00	13,815.00	11,894.00	8,970.00	5,760.00	8,970.00	8,970.00
Budget Detail									
Budget Code	Description			Units	Price	Amount			
22 Director Requests	Tree Service - Oaks			51.00	95.00	4,845.00			
22 Director Requests	Tree Service - Palms			25.00	135.00	3,375.00			
22 Director Requests	Tree Service - Pine			15.00	50.00	750.00			
00.603.572.3417	Field Maintenance	43,880.00	43,879.23	46,180.00	46,179.87	35,000.00	16,591.30	35,000.00	35,000.00
Budget Notes									
Budget Code	Subject	Description							
22 Director Requests	Field Maintenance	Contracted Maintenance of the Baseball fields for fertilization, spraying for fungus, weeds and crab grass and aeration							
22 Director Requests	Field Maintenance - Laser grading	Annual laser grading of the clay and infields for proper safety and grading of the fields							
22 Director Requests	Field Maintenance - Sod replacement	Due to field use and laser grading of uneven clay, sod must be replaced around all infield clay to prevent a lip of unsafe play							
Budget Detail									
Budget Code	Description			Units	Price	Amount			
22 Director Requests	Field Maintenance			1.00	22,000.00	22,000.00			
22 Director Requests	Field Maintenance - Laser grading			1.00	8,000.00	8,000.00			
22 Director Requests	Field Maintenance - Sod replacement			1.00	5,000.00	5,000.00			

Budget Worksheet

For Fiscal: 2020-2021 Period Ending: 09/30/2021

		Defined Budgets							
		2018-2019	2018-2019	2019-2020	2019-2020	2020-2021	2020-2021	2020-2021	2021-2022
		Total Budget	Total Activity	Total Budget	Total Activity	Total Budget	YTD Activity	21 Expected	22 Director Requests
00.603.572.3418	Field Lights Maintenance	6,080.00	6,079.53	3,787.00	3,351.50	4,000.00	0.00	4,000.00	4,000.00
Budget Notes									
Budget Code	Subject	Description							
22 Director Requests	Field Light Maintenance	A contract vendor is hired to lower all field lighting to perform checks and change out ballast and bulbs as well as re-align each light. During the summer, the lights are lowered to prevent storm damage.							
Budget Detail									
Budget Code	Description		Units	Price	Amount				
22 Director Requests	Field Light Maintenance		1.00	4,000.00	4,000.00				
00.603.572.4300	Utility Service	58,901.00	58,900.87	53,148.00	53,147.76	63,000.00	43,678.55	66,610.44	66,612.00
Budget Notes									
Budget Code	Subject	Description							
22 Director Requests	BSU	BSU services for Little League concession building and Maintenance compound.							
22 Director Requests	FPL	Community Park FPL services for parking lot lights, tennis courts basketball pavilion, baseball field lighting, maintenance compound and Little League concession building.							
Budget Detail									
Budget Code	Description		Units	Price	Amount				
22 Director Requests	BSU		12.00	190.00	2,280.00				
22 Director Requests	FPL		12.00	5,361.00	64,332.00				
00.603.572.4500	Insurance	4,709.00	4,528.19	5,945.00	5,944.62	5,810.00	4,818.68		
00.603.572.4600	Repair & Maintenance	24,894.00	24,893.22	35,174.00	35,173.33	26,000.00	28,773.48	26,000.00	36,900.00
Budget Notes									
Budget Code	Subject	Description							
22 Director Requests	Repair and Maintenance	Equipment maintenance, vehicle maintenance, Community Park Playground, tennis courts, disc golf course, parking lot lights, basketball pavilion maintenance and repairs							
Budget Detail									
Budget Code	Description		Units	Price	Amount				
22 Director Requests	Repair & Maintenance - Concession Building Soffit r		1.00	5,000.00	5,000.00				
22 Director Requests	Repair & Maintenance		1.00	24,000.00	24,000.00				
22 Director Requests	Repair & Maintenance - Baseball Complex Water Foun		1.00	1,500.00	1,500.00				
22 Director Requests	Repair & Maintenance - Concession Building Door re		8.00	800.00	6,400.00				
00.603.572.5200	Operating Supplies	8,503.00	8,502.53	7,820.00	7,819.59	10,200.00	6,457.83	10,200.00	10,200.00

Budget Worksheet

		Defined Budgets							
		2018-2019	2018-2019	2019-2020	2019-2020	2020-2021	2020-2021	2020-2021	2021-2022
		Total Budget	Total Activity	Total Budget	Total Activity	Total Budget	YTD Activity	21 Expected	22 Director Requests
Budget Notes									
Budget Code	Subject	Description							
22 Director Requests	Operating Supplies	Supplies for tennis courts, playground,disc golf course, basketball pavilion, parking lot and irrigation supplies							
22 Director Requests	Operating Supplies - Concession Building Pe	Contracted monthly pest control services of the Concession building							
Budget Detail									
Budget Code	Description			Units	Price	Amount			
22 Director Requests	Operating Supplies			1.00	9,000.00	9,000.00			
22 Director Requests	Operating Supplies - Concession Building Pest Cont			12.00	100.00	1,200.00			
00.603.572.5250	Small Tools & Equipment	1,419.00	1,418.63	1,608.00	1,145.65	1,500.00	3.69	1,500.00	1,500.00
Budget Notes									
Budget Code	Subject	Description							
22 Director Requests	Small Tools & Equipment	Small hand tools needed to repair small jobs and irrigation heads							
Budget Detail									
Budget Code	Description			Units	Price	Amount			
22 Director Requests	Small Tools & Equipment			1.00	1,500.00	1,500.00			
ExpAcctCategory: 30 - Operating Expenditures Total:		170,344.00	170,159.28	173,665.00	168,935.60	160,672.00	106,083.53	161,640.44	172,542.00
ExpAcctCategory: 60 - Capital Outlay									
00.603.572.6400	Capital Outlay	0.00	0.00	18,000.00	17,234.47	9,783.00	9,782.73	9,782.73	4,000.00
Budget Notes									
Budget Code	Subject	Description							
22 Director Requests	16 Foot Utility Trailer	Additional trailer for hauling mowers and equipment to park facilities.							
Budget Detail									
Budget Code	Description			Units	Price	Amount			
22 Director Requests	16 Foot Utility Trailer			1.00	4,000.00	4,000.00			
00.603.572.6401	Capital Outlay	0.00	0.00	0.00	0.00	0.00	0.00		9,675.00
Budget Notes									
Budget Code	Subject	Description							
22 Director Requests	Kubtoa RTV 500	Replacement for older model Kubota with major mechanical issues							
Budget Detail									
Budget Code	Description			Units	Price	Amount			
22 Director Requests	Kubota RTV 500			1.00	9,675.00	9,675.00			
ExpAcctCategory: 60 - Capital Outlay Total:		0.00	0.00	18,000.00	17,234.47	9,783.00	9,782.73	9,782.73	13,675.00
Department: 603 - Community Park & Ball Fields Total:		170,344.00	170,159.28	191,665.00	186,170.07	170,455.00	115,866.26	171,423.17	186,217.00

Budget Worksheet

For Fiscal: 2020-2021 Period Ending: 09/30/2021

		Defined Budgets							
		2018-2019	2018-2019	2019-2020	2019-2020	2020-2021	2020-2021	2020-2021	2021-2022
		Total Budget	Total Activity	Total Budget	Total Activity	Total Budget	YTD Activity	21 Expected	22 Director Requests
Department: 604 - Community Pool									
ExpAcctCategory: 10 - Personal Services									
00.604.572.1200	Regular Wages	203,346.00	203,345.59	197,413.00	197,412.11	182,462.00	137,365.76	182,462.00	193,030.00
00.604.572.1300	Other Wages	0.00	0.00	0.00	0.00	10,000.00	0.00	10,000.00	10,000.00
00.604.572.1400	Overtime	564.00	563.95	143.00	142.03	700.00	236.92	700.00	700.00
00.604.572.2100	FICA Taxes	15,460.00	15,459.21	14,991.00	14,891.54	14,777.00	10,591.51	14,777.00	15,585.00
00.604.572.2200	Retirement Contributions	16,990.00	16,989.37	17,699.00	17,698.26	20,190.00	12,086.30	20,190.00	22,497.00
00.604.572.2300	Health and Life Insurance	26,255.00	25,836.09	29,201.00	28,850.75	33,405.00	17,095.08	33,405.00	34,653.00
00.604.572.2305	Health Savings Accounts	8,116.00	8,115.36	8,833.00	8,173.25	9,135.00	7,234.23	9,135.00	9,135.00
00.604.572.2310	Life Insurance	300.00	135.12	300.00	168.12	300.00	112.39	300.00	300.00
00.604.572.2400	Workers' Compensation	11,688.00	11,687.62	13,098.00	11,013.00	10,572.00	7,670.52	10,572.00	9,985.00
00.604.572.2500	Unemployment Compensation	211.00	210.26	204.00	203.64	194.00	231.83	194.00	999.00
ExpAcctCategory: 10 - Personal Services Total:		282,930.00	282,342.57	281,882.00	278,552.70	281,735.00	192,624.54	281,735.00	296,884.00

ExpAcctCategory: 30 - Operating Expenditures									
00.604.572.3411	Landscape Maintenance	1,000.00	0.00	0.00	0.00	0.00	0.00		
00.604.572.4000	Travel & Per Diem	364.00	0.00	1,060.00	1,059.35	1,000.00	0.00	1,060.00	1,060.00

Budget Detail									
Budget Code	Description	Units	Price	Amount					
22 Director Requests	Pool Manager and Lead Lifeguard instructor trainin	2.00	530.00	1,060.00					
00.604.572.4100	Communications	609.00	597.95	622.00	621.71	612.00	421.76	612.00	1,944.00
Budget Detail									
Budget Code	Description	Units	Price	Amount					
22 Director Requests	Comcast	12.00	109.00	1,308.00					
22 Director Requests	MCI	12.00	16.00	192.00					
22 Director Requests	Verizon	12.00	37.00	444.00					
00.604.572.4300	Utility Service	21,271.00	18,380.41	25,005.00	25,004.13	26,460.00	20,996.38	28,860.00	28,860.00

Budget Notes									
Budget Code	Subject	Description							
22 Director Requests	BSU	BSU service is for both the Pool as well as the Lee County Library.							
Budget Detail									
Budget Code	Description	Units	Price	Amount					
22 Director Requests	BSU	12.00	1,100.00	13,200.00					

Budget Worksheet

For Fiscal: 2020-2021 Period Ending: 09/30/2021

		Defined Budgets							
		2018-2019	2018-2019	2019-2020	2019-2020	2020-2021	2020-2021	2020-2021	2021-2022
		Total Budget	Total Activity	Total Budget	Total Activity	Total Budget	YTD Activity	21 Expected	22 Director Requests
22 Director Requests	FPL			12.00	1,305.00	15,660.00			
00.604.572.4500	Insurance	2,415.00	2,269.40	2,980.00	2,979.26	2,915.00	2,414.97		
00.604.572.4600	Repair & Maintenance	17,186.00	17,185.47	17,290.00	16,238.83	12,636.00	4,357.12	12,636.00	13,000.00
Budget Notes									
Budget Code	Subject	Description							
22 Director Requests	Repair & Maintenance	General repairs and maintenance of pool, locker rooms as well as pool pumps maintenance, pool deck, chairs and month alarm/security maintenance and monitoring							
Budget Detail									
Budget Code	Description			Units	Price	Amount			
22 Director Requests	Repair & Maintenance			1.00	13,000.00	13,000.00			
00.604.572.5100	Office Supplies	542.00	36.99	500.00	0.00	500.00	0.00	500.00	200.00
Budget Detail									
Budget Code	Description			Units	Price	Amount			
22 Director Requests	Office Supplies			1.00	200.00	200.00			
00.604.572.5200	Operating Supplies	23,000.00	21,329.48	20,882.00	19,497.74	23,000.00	19,524.13	23,000.00	23,000.00
Budget Notes									
Budget Code	Subject	Description							
22 Director Requests	Operating Supplies	Pool chemicals, salt system supplies, lifeguard safety supplies and equipment, janitorial supplies and pool auditing services							
Budget Detail									
Budget Code	Description			Units	Price	Amount			
22 Director Requests	Operating Supplies			1.00	23,000.00	23,000.00			
00.604.572.5210	Clothing Allowance	1,500.00	871.00	1,000.00	706.70	1,000.00	1,091.75	1,000.00	1,000.00
Budget Detail									
Budget Code	Description			Units	Price	Amount			
22 Director Requests	Lifeguard staff shirts and Swim suits			1.00	1,000.00	1,000.00			
00.604.572.5250	Small Tools & Equipment	0.00	0.00	85.00	84.99	0.00	0.00		
00.604.572.5400	Books, Publications & Member	0.00	0.00	295.00	295.00	0.00	480.00		
00.604.572.5500	Training	1,460.00	70.00	2,428.00	2,427.28	2,275.00	373.99	2,275.00	2,275.00
Budget Detail									
Budget Code	Description			Units	Price	Amount			
22 Director Requests	Lifeguard Certifications			6.00	175.00	1,050.00			
22 Director Requests	Pool Manager & Lead lifeguard instructor training			2.00	500.00	1,000.00			

Budget Worksheet

For Fiscal: 2020-2021 Period Ending: 09/30/2021

		Defined Budgets							
		2018-2019	2018-2019	2019-2020	2019-2020	2020-2021	2020-2021	2020-2021	2021-2022
		Total Budget	Total Activity	Total Budget	Total Activity	Total Budget	YTD Activity	21 Expected	22 Director Requests
22 Director Requests	Swim Team coaches training			3.00	75.00	225.00			
ExpAcctCategory: 30 - Operating Expenditures Total:		69,347.00	60,740.70	72,147.00	68,914.99	70,398.00	49,660.10	69,943.00	71,339.00
ExpAcctCategory: 60 - Capital Outlay									
00.604.572.6400	Capital Outlay	0.00	0.00	0.00	0.00	0.00	0.00		7,000.00
Budget Notes									
Budget Code	Subject	Description							
22 Director Requests	Pool Cover Rack	The current pool cover rack is rusted and deteriorating and in need of replacement for staff to continue the use of the pool cover during the winter months							
Budget Detail									
Budget Code	Description			Units	Price	Amount			
22 Director Requests	Pool Cover Double Winder Rack			1.00	7,000.00	7,000.00			
ExpAcctCategory: 60 - Capital Outlay Total:		0.00	0.00	0.00	0.00	0.00	0.00	0.00	7,000.00
Department: 604 - Community Pool Total:		352,277.00	343,083.27	354,029.00	347,467.69	352,133.00	242,284.64	351,678.00	375,223.00
Department: 605 - Riverside Park									
ExpAcctCategory: 30 - Operating Expenditures									
00.605.572.3408	Cleaning of Facilities	8,499.00	8,498.79	5,690.00	5,446.28	12,984.00	5,329.97	12,984.00	9,360.00
Budget Detail									
Budget Code	Description			Units	Price	Amount			
22 Director Requests	All Pro Cleaning Services			12.00	780.00	9,360.00			
00.605.572.3411	Landscaping Maintenance	64,137.00	63,518.37	0.00	0.00	0.00	0.00		
00.605.572.3413	Native Plants	4,992.00	4,992.00	5,328.00	5,328.00	4,992.00	3,744.00	4,992.00	4,992.00
Budget Detail									
Budget Code	Description			Units	Price	Amount			
22 Director Requests	All Native Butterfly Garden maintenance and planti			12.00	416.00	4,992.00			
00.605.572.4300	Utility Service	15,463.00	13,284.69	12,810.00	11,532.35	19,740.00	11,015.53	19,740.00	19,740.00
Budget Notes									
Budget Code	Subject	Description							
22 Director Requests	Utility Services	FPL and BSU monthly services for Riverside Park, Bandshell, depot park and all park and parking lot lighting.							
Budget Detail									
Budget Code	Description			Units	Price	Amount			
22 Director Requests	FPL and BSU utility Services			12.00	1,645.00	19,740.00			
00.605.572.4400	Rentals and Leases (R&R)	29,460.00	29,459.68	29,990.00	29,988.22	29,199.00	559.01	30,000.00	30,000.00

Budget Worksheet

			Defined Budgets							
			2018-2019	2018-2019	2019-2020	2019-2020	2020-2021	2020-2021	2020-2021	2021-2022
			Total Budget	Total Activity	Total Budget	Total Activity	Total Budget	YTD Activity	21 Expected	22 Director Requests
Budget Notes										
Budget Code	Subject	Description								
22 Director Requests	FDEP Submerged land lease	Riverside Park dock and kayak launch submerged land lease annual fee								
22 Director Requests	Railroad Lease with Seminole Gulf	Annual lease with Seminole Gulf railroad for the pedestrian crossing between Riverside and Depot Park								
Budget Detail										
Budget Code	Description	Units	Price	Amount						
22 Director Requests	FDEP submerged land lease	1.00	560.00	560.00						
22 Director Requests	Railroad Pedestrian Crossing lease with Seminole G	1.00	29,440.00	29,440.00						
00.605.572.4500	Insurance	14,931.00	14,930.48	19,033.00	19,032.57	18,660.00	16,481.26			
00.605.572.4600	Repair & Maintenance	26,683.00	26,682.59	28,495.00	28,493.89	25,860.00	44,770.31	43,616.00	46,780.00	
Budget Notes										
Budget Code	Subject	Description								
22 Director Requests	Repair & Maintenance	Riverside Park, depot park, Bandshell, Island Park, Liles Hotel plaza and Artist Cottages								
Budget Detail										
Budget Code	Description	Units	Price	Amount						
22 Director Requests	Depot Park Playground Chair replacement	12.00	600.00	7,200.00						
22 Director Requests	Depot Park Playground Sod	1.00	6,000.00	6,000.00						
22 Director Requests	Depot Park Shell and Stone pathway replenishment	1.00	4,000.00	4,000.00						
22 Director Requests	Repair & Maintenance	1.00	24,000.00	24,000.00						
22 Director Requests	Riverside Park Security Monitoring	12.00	465.00	5,580.00						
00.605.572.4800	Advertising	334.00	333.20	1,099.00	1,099.00	850.00	308.00	850.00	630.00	
Budget Detail										
Budget Code	Description	Units	Price	Amount						
22 Director Requests	Advertising for Artist Cottage FRP	2.00	315.00	630.00						
00.605.572.5200	Operating Supplies	6,857.00	6,856.64	6,538.00	2,476.31	7,000.00	4,722.26	7,000.00	7,000.00	
Budget Notes										
Budget Code	Subject	Description								
22 Director Requests	Operating Supplies	Supplies for the operations of Riverside Park, Bandshell, Depot Park, Island Park, Liles Hotel Plaza and artist cottages								
Budget Detail										
Budget Code	Description	Units	Price	Amount						
22 Director Requests	Operating Supplies	1.00	7,000.00	7,000.00						
00.605.572.5250	Small Tools & Equipment	500.00	101.85	250.00	0.00	200.00	0.00	200.00	200.00	

Budget Worksheet

		Defined Budgets							
		2018-2019	2018-2019	2019-2020	2019-2020	2020-2021	2020-2021	2020-2021	2021-2022
		Total Budget	Total Activity	Total Budget	Total Activity	Total Budget	YTD Activity	21 Expected	22 Director Requests
Budget Detail									
Budget Code	Description			Units	Price	Amount			
22 Director Requests	Small Tools & Equipment			1.00	200.00	200.00			
ExpAcctCategory: 30 - Operating Expenditures Total:		171,856.00	168,658.29	109,233.00	103,396.62	119,485.00	86,930.34	119,382.00	118,702.00
ExpAcctCategory: 60 - Capital Outlay									
00.605.572.6400	Capital Outlay	0.00	0.00	21,000.00	0.00	21,000.00	0.00	21,000.00	
ExpAcctCategory: 60 - Capital Outlay Total:		0.00	0.00	21,000.00	0.00	21,000.00	0.00	21,000.00	0.00
Department: 605 - Riverside Park Total:		171,856.00	168,658.29	130,233.00	103,396.62	140,485.00	86,930.34	140,382.00	118,702.00
Department: 609 - Formerly Community Hall/Sherriff Substation									
ExpAcctCategory: 30 - Operating Expenditures									
00.609.572.3414	Tree Service	1,500.00	725.00	400.00	400.00	1,500.00	0.00	1,500.00	1,500.00
Budget Detail									
Budget Code	Description			Units	Price	Amount			
22 Director Requests	Tree Services for Banyon Tree			1.00	1,500.00	1,500.00			
00.609.572.4300	Utility Service	3,891.00	3,744.79	2,721.00	2,720.37	5,100.00	2,579.36	5,100.00	4,548.00
Budget Detail									
Budget Code	Description			Units	Price	Amount			
22 Director Requests	Advanced Disposal			12.00	168.00	2,016.00			
22 Director Requests	BSU			12.00	75.00	900.00			
22 Director Requests	FPL			12.00	120.00	1,440.00			
22 Director Requests	Lee Co Tax Collector			1.00	192.00	192.00			
00.609.572.4500	Insurance	525.00	498.43	655.00	654.33	640.00	530.38		
00.609.572.4600	Repair & Maintenance	2,500.00	1,538.99	7,053.00	7,052.74	8,200.00	250.00	8,200.00	8,000.00
Budget Notes									
Budget Code	Subject	Description							
22 Director Requests	Repair & Maintenance	Repair and maintenance to the sheriff's substation building and grounds of the former Community Hall property. Generator and AC maintenance.							
Budget Detail									
Budget Code	Description			Units	Price	Amount			
22 Director Requests	Repair & Maintenance			1.00	8,000.00	8,000.00			
ExpAcctCategory: 30 - Operating Expenditures Total:		8,416.00	6,507.21	10,829.00	10,827.44	15,440.00	3,359.74	14,800.00	14,048.00
Department: 609 - Formerly Community Hall/Sherriff Substation To		8,416.00	6,507.21	10,829.00	10,827.44	15,440.00	3,359.74	14,800.00	14,048.00

Budget Worksheet

Draft 7-2-21

For Fiscal: 2020-2021 Period Ending: 09/30/2021

		Defined Budgets							
		2018-2019	2018-2019	2019-2020	2019-2020	2020-2021	2020-2021	2020-2021	2021-2022
		Total Budget	Total Activity	Total Budget	Total Activity	Total Budget	YTD Activity	21 Expected	22 Director Requests
Department: 610 - Dog Park									
ExpAcctCategory: 30 - Operating Expenditures									
00.610.572.3411	Landscaping Maintenance	26,825.00	26,824.46	33,400.00	32,463.52	27,400.00	13,909.58	27,400.00	30,500.00
Budget Notes									
Budget Code	Subject	Description							
22 Director Requests	Mulch replacement	Replacement of mulch spread out over the year to be replaced quarterly							
22 Director Requests	Sod Replacement	Due to repetitive use and dog digging in the grass, sod is periodically needed to be replaced throughout the 3 dog runs							
22 Director Requests	Spraying	In order to keep pests that can be harmful to the dogs out of the dog runs and to keep the sod in great shape, spraying must be done monthly to the 3 dog run areas							
22 Director Requests	Tree Trimming	Contracted tree trimming for all trees throughout the dog park for safety of the patrons							
Budget Detail									
Budget Code	Description	Units	Price	Amount					
22 Director Requests	Mulch	4.00	3,500.00	14,000.00					
22 Director Requests	Sod replacement	1.00	8,000.00	8,000.00					
22 Director Requests	Spraying	12.00	500.00	6,000.00					
22 Director Requests	Tree Trimming	1.00	2,500.00	2,500.00					
00.610.572.4300	Utility Service	16,080.00	15,906.74	20,645.00	20,644.95	20,400.00	11,005.94	20,400.00	19,558.00
Budget Notes									
Budget Code	Subject	Description							
22 Director Requests	BSU	Monthly BSU service for the dog park irrigation as well as some of the landscaping in the front of the Dog Park along Terry St.							
Budget Detail									
Budget Code	Description	Units	Price	Amount					
22 Director Requests	BSU	12.00	1,575.00	18,900.00					
22 Director Requests	FPL	12.00	35.00	420.00					
22 Director Requests	Lee Co. Tax Collector	1.00	238.00	238.00					
00.610.572.4500	Insurance	1,995.00	1,866.42	2,451.00	2,450.24	2,400.00	1,986.15		
00.610.572.4600	Repair & Maintenance	4,900.00	4,899.34	10,000.00	9,665.02	8,000.00	2,280.66	8,000.00	8,000.00
Budget Notes									
Budget Code	Subject	Description							
22 Director Requests	Repair & Maintenance	Maintenance supplies for dog runs, parking lots, lighting, fountains and dog washing stations and signage							
Budget Detail									
Budget Code	Description	Units	Price	Amount					
22 Director Requests	Maintenance of Crushed Shell Parking Overflow	1.00	3,500.00	3,500.00					
22 Director Requests	Repair & Maintenance	1.00	4,500.00	4,500.00					

Budget Worksheet

		Defined Budgets							
		2018-2019	2018-2019	2019-2020	2019-2020	2020-2021	2020-2021	2020-2021	2021-2022
		Total Budget	Total Activity	Total Budget	Total Activity	Total Budget	YTD Activity	21 Expected	22 Director Requests
00.610.572.5200	Operating Supplies	2,993.00	2,940.21	3,399.00	3,226.56	4,250.00	2,083.90	4,250.00	4,250.00
Budget Detail									
Budget Code	Description			Units	Price	Amount			
22 Director Requests	Doggie Waste Bags			5.00	650.00	3,250.00			
22 Director Requests	General Operating Supplies			1.00	1,000.00	1,000.00			
ExpAcctCategory: 30 - Operating Expenditures Total:		52,793.00	52,437.17	69,895.00	68,450.29	62,450.00	31,266.23	60,050.00	62,308.00
ExpAcctCategory: 60 - Capital Outlay									
00.610.572.6400	Capital Outlay	0.00	0.00	45,000.00	0.00	45,000.00	0.00	45,000.00	
ExpAcctCategory: 60 - Capital Outlay Total:		0.00	0.00	45,000.00	0.00	45,000.00	0.00	45,000.00	0.00
Department: 610 - Dog Park Total:		52,793.00	52,437.17	114,895.00	68,450.29	107,450.00	31,266.23	105,050.00	62,308.00
Department: 611 - Beach Parks									
ExpAcctCategory: 30 - Operating Expenditures									
00.611.572.3414	Tree Service	2,725.00	2,725.00	5,845.00	5,845.00	5,000.00	0.00	5,000.00	5,000.00
Budget Notes									
Budget Code	Subject			Description					
22 Director Requests	Tree Service			Contracted Tree trimming services for Bay Park North, Beach Park North and Hickory Circle					
Budget Detail									
Budget Code	Description			Units	Price	Amount			
22 Director Requests	Tree Service			1.00	5,000.00	5,000.00			
00.611.572.4300	Utility Service	310.00	-175.85	180.00	67.32	156.00	123.44	200.00	198.00
Budget Detail									
Budget Code	Description			Units	Price	Amount			
22 Director Requests	BSU			12.00	16.50	198.00			
00.611.572.4600	Repair & Maintenance	3,375.00	3,169.14	5,155.00	4,199.38	4,500.00	719.99	4,500.00	4,500.00
Budget Notes									
Budget Code	Subject			Description					
22 Director Requests	Repair & Maintenance			Maintain Bay Park North, Beach Park North and Hickory Circle such as sod or landscaping replacements, mulch and parking areas.					
Budget Detail									
Budget Code	Description			Units	Price	Amount			
22 Director Requests	Repair & Maintenance			1.00	4,500.00	4,500.00			
ExpAcctCategory: 30 - Operating Expenditures Total:		6,410.00	5,718.29	11,180.00	10,111.70	9,656.00	843.43	9,700.00	9,698.00
Department: 611 - Beach Parks Total:		6,410.00	5,718.29	11,180.00	10,111.70	9,656.00	843.43	9,700.00	9,698.00

Budget Worksheet

		2018-2019 Total Budget	2018-2019 Total Activity	2019-2020 Total Budget	2019-2020 Total Activity	2020-2021 Total Budget	2020-2021 YTD Activity	Defined Budgets 2020-2021 21 Expected	2021-2022 22 Director Requests
Department: 613 - BS Soccer Complex									
ExpAcctCategory: 30 - Operating Expenditures									
00.613.572.3408	Cleaning of Facilities	6,688.00	6,687.09	5,508.00	4,279.28	6,192.00	3,553.31	6,240.00	6,240.00
Budget Detail									
Budget Code	Description			Units	Price	Amount			
22 Director Requests	All Pro Cleaning Services			12.00	520.00	6,240.00			
00.613.572.3417	Field Maintenance	26,292.00	26,291.33	28,478.00	26,576.89	30,000.00	3,537.32	30,000.00	30,000.00
Budget Notes									
Budget Code	Subject			Description					
22 Director Requests	Field Maintenance			Contracted Maintenance of the Fertilization, weed and fungus control, aeration of fields and sod replacement					
Budget Detail									
Budget Code	Description			Units	Price	Amount			
22 Director Requests	Field Maintenance			1.00	30,000.00	30,000.00			
00.613.572.3418	Field Lights Maintenance	7.00	0.00	3,500.00	2,584.81	3,500.00	0.00	3,500.00	3,500.00
Budget Notes									
Budget Code	Subject			Description					
22 Director Requests	Field Light Maintenance			Contracted field light maintenance to replace ballast and bulbs and annual servicing of lights and timing system					
Budget Detail									
Budget Code	Description			Units	Price	Amount			
22 Director Requests	Field Light Maintenance			1.00	3,500.00	3,500.00			
00.613.572.4300	Utility Service	33,589.00	33,588.47	29,476.00	19,237.98	37,968.00	23,767.14	37,968.00	32,936.00
Budget Detail									
Budget Code	Description			Units	Price	Amount			
22 Director Requests	Advanced Disposal			12.00	200.00	2,400.00			
22 Director Requests	BSU			12.00	200.00	2,400.00			
22 Director Requests	FPL			12.00	2,300.00	27,600.00			
22 Director Requests	Lee Co. Tax Collector			1.00	536.00	536.00			
00.613.572.4500	Insurance	2,940.00	2,757.22	3,620.00	3,619.68	3,540.00	2,934.09		
00.613.572.4600	Repair & Maintenance	15,000.00	14,792.24	21,344.00	21,343.61	15,000.00	8,615.54	15,000.00	20,500.00
Budget Notes									
Budget Code	Subject			Description					
22 Director Requests	Repair & Maintenance			Repair and maintain concession stand, parking lot and lighting, playground, common grounds, well repairs, shade structures and tree trimming					
22 Director Requests	Soccer Goal replacements			Due to wear, rust and use of goals, they can no longer be repaired and must be replaced.					

Budget Worksheet

		Defined Budgets							
		2018-2019	2018-2019	2019-2020	2019-2020	2020-2021	2020-2021	2020-2021	2021-2022
		Total Budget	Total Activity	Total Budget	Total Activity	Total Budget	YTD Activity	21 Expected	22 Director Requests
Budget Detail									
Budget Code	Description			Units	Price	Amount			
22 Director Requests	Repair & Maintenance			1.00	15,000.00	15,000.00			
22 Director Requests	Soccer Goal Replacement - Adult			1.00	1,600.00	1,600.00			
22 Director Requests	Soccer Goal Replacement - Youth			3.00	1,300.00	3,900.00			
00.613.572.5200	Operating Supplies	999.00	989.44	1,289.00	115.73	1,200.00	453.49	1,200.00	1,200.00
Budget Detail									
Budget Code	Description			Units	Price	Amount			
22 Director Requests	Operating Supplies			1.00	1,200.00	1,200.00			
00.613.572.5250	Small Tools & Equipment	1,000.00	404.37	500.00	32.88	0.00	29.98		
ExpAcctCategory: 30 - Operating Expenditures Total:		86,515.00	85,510.16	93,715.00	77,790.86	97,400.00	42,890.87	93,908.00	94,376.00
ExpAcctCategory: 60 - Capital Outlay									
00.613.572.6400	Capital Outlay	0.00	0.00	0.00	0.00	36,433.00	0.00	37,224.45	
ExpAcctCategory: 60 - Capital Outlay Total:		0.00	0.00	0.00	0.00	36,433.00	0.00	37,224.45	0.00
Department: 613 - BS Soccer Complex Total:		86,515.00	85,510.16	93,715.00	77,790.86	133,833.00	42,890.87	131,132.45	94,376.00
Department: 614 - Kentucky Street Park									
ExpAcctCategory: 30 - Operating Expenditures									
00.614.572.3411	Landscaping Maintenance	1,540.00	1,540.00	3,915.00	3,915.00	2,250.00	0.00	2,250.00	2,250.00
Budget Detail									
Budget Code	Description			Units	Price	Amount			
22 Director Requests	Dean St. vacant lot contracted mowing/tree trimmin			25.00	30.00	750.00			
22 Director Requests	Kentucky St Park Contracted mowing			20.00	75.00	1,500.00			
00.614.572.3419	Exotic Vegetation Removal	460.00	0.00	1,235.00	0.00	2,500.00	0.00	2,500.00	2,000.00
Budget Detail									
Budget Code	Description			Units	Price	Amount			
22 Director Requests	Exotic Vegetation Removal			1.00	2,000.00	2,000.00			
ExpAcctCategory: 30 - Operating Expenditures Total:		2,000.00	1,540.00	5,150.00	3,915.00	4,750.00	0.00	4,750.00	4,250.00
Department: 614 - Kentucky Street Park Total:		2,000.00	1,540.00	5,150.00	3,915.00	4,750.00	0.00	4,750.00	4,250.00
Department: 615 - Liles Hotel									
ExpAcctCategory: 10 - Personal Services									
00.615.572.1400	Overtime	8,653.00	8,301.77	9,000.00	8,895.46	9,000.00	6,613.55	9,000.00	10,200.00
ExpAcctCategory: 10 - Personal Services Total:		8,653.00	8,301.77	9,000.00	8,895.46	9,000.00	6,613.55	9,000.00	10,200.00

Budget Worksheet

For Fiscal: 2020-2021 Period Ending: 09/30/2021

		Defined Budgets							
		2018-2019	2018-2019	2019-2020	2019-2020	2020-2021	2020-2021	2020-2021	2021-2022
		Total Budget	Total Activity	Total Budget	Total Activity	Total Budget	YTD Activity	21 Expected	22 Director Requests
ExpAcctCategory: 30 - Operating Expenditures									
<u>00.615.572.3406</u>	Building Maintenance	5,041.00	5,040.98	3,700.00	3,699.52	8,000.00	12,769.19	14,000.00	8,000.00
Budget Notes									
Budget Code	Subject	Description							
22 Director Requests	Building Maintenance	Contracted maintenance of elevator, bi-monthly pest control, A/C maintenance, roof, windows and restrooms							
Budget Detail									
Budget Code	Description	Units	Price	Amount					
22 Director Requests	Building Maintenance	1.00	8,000.00	8,000.00					
<u>00.615.572.3407</u>	Alarm/Security	3,523.00	3,523.00	4,121.00	4,120.12	5,356.00	5,342.04	6,180.00	6,180.00
Budget Detail									
Budget Code	Description	Units	Price	Amount					
22 Director Requests	Alarm/Security Repairs	1.00	1,000.00	1,000.00					
22 Director Requests	Commerical Electrical Fire System Monitoring	1.00	380.00	380.00					
22 Director Requests	Stanley Security Monitoring and Maintenance	12.00	400.00	4,800.00					
<u>00.615.572.3409</u>	Pressure Washing Building	2,200.00	2,200.00	0.00	0.00	1,500.00	3,000.00	3,000.00	4,500.00
Budget Detail									
Budget Code	Description	Units	Price	Amount					
22 Director Requests	Pressure Washing Building	1.00	1,500.00	1,500.00					
22 Director Requests	Pressure Washing of Liles Hotel brick pavers & pla	1.00	3,000.00	3,000.00					
<u>00.615.572.4300</u>	Utility Service	12,261.00	12,082.00	17,000.00	14,876.44	16,140.00	11,701.38	16,377.96	17,879.00
Budget Detail									
Budget Code	Description	Units	Price	Amount					
22 Director Requests	Advanced Disposal	12.00	98.00	1,176.00					
22 Director Requests	BSU	12.00	280.00	3,360.00					
22 Director Requests	FPL - Liles Hotel Building	12.00	975.00	11,700.00					
22 Director Requests	FPL - Liles Hotel Sign	12.00	13.00	156.00					
22 Director Requests	Lee Co. Tax Collector	1.00	1,487.00	1,487.00					
<u>00.615.572.4500</u>	Insurance	7,140.00	6,797.62	8,924.00	8,923.88	8,720.00	7,233.68		
<u>00.615.572.4600</u>	Repair & Maintenance	15,500.00	15,439.21	6,365.00	5,637.88	0.00	0.00		
<u>00.615.572.4602</u>	Repair & Maintenance - Founta	1,967.00	805.40	3,000.00	2,105.94	3,000.00	2,942.67	3,500.00	5,100.00
Budget Detail									
Budget Code	Description	Units	Price	Amount					
22 Director Requests	Fountain Maintenance	12.00	250.00	3,000.00					

Budget Worksheet

		Defined Budgets							
		2018-2019	2018-2019	2019-2020	2019-2020	2020-2021	2020-2021	2020-2021	2021-2022
		Total Budget	Total Activity	Total Budget	Total Activity	Total Budget	YTD Activity	21 Expected	22 Director Requests
22 Director Requests	Impeller replacement for Main Fountain Pump			1.00	2,100.00	2,100.00			
00.615.572.5200	Operating Supplies	833.00	383.42	2,061.00	1,326.70	2,500.00	1,280.52	2,500.00	2,500.00
Budget Notes									
Budget Code	Subject	Description							
22 Director Requests	Operating Supplies	Operating Supplies for Liles Hotel and artist Cottages including all janitorial supplies							
Budget Detail									
Budget Code	Description			Units	Price	Amount			
22 Director Requests	Operating Supplies			1.00	2,500.00	2,500.00			
ExpAcctCategory: 30 - Operating Expenditures Total:		48,465.00	46,271.63	45,171.00	40,690.48	45,216.00	44,269.48	45,557.96	44,159.00
ExpAcctCategory: 60 - Capital Outlay									
00.615.572.6400	Capital Outlay	0.00	0.00	0.00	0.00	5,000.00	0.00	5,000.00	5,000.00
Budget Notes									
Budget Code	Subject	Description							
22 Director Requests	AC unit Replacement	Replace the 4th and final AC unit. 3 of 4 have already been replaced.							
Budget Detail									
Budget Code	Description			Units	Price	Amount			
22 Director Requests	Replacement of the final AC unit			1.00	5,000.00	5,000.00			
ExpAcctCategory: 60 - Capital Outlay Total:		0.00	0.00	0.00	0.00	5,000.00	0.00	5,000.00	5,000.00
Department: 615 - Liles Hotel Total:		57,118.00	54,573.40	54,171.00	49,585.94	59,216.00	50,883.03	59,557.96	59,359.00
Department: 617 - Bonita Nature Place									
ExpAcctCategory: 10 - Personal Services									
00.617.572.1200	Regular Wages	0.00	0.00	44.00	0.00	0.00	0.00		
00.617.572.1300	Other Wages	3,010.00	2,223.54	1,269.00	1,146.35	2,531.00	2,164.68	2,531.00	2,609.00
00.617.572.2100	FICA Taxes	231.00	170.07	197.00	87.70	194.00	165.57	194.00	200.00
00.617.572.2400	Workers' Compensation	326.00	310.70	293.00	292.76	170.00	203.91	170.00	128.00
00.617.572.2500	Unemployment Compensation	13.00	2.20	7.00	1.13	3.00	4.60	3.00	13.00
ExpAcctCategory: 10 - Personal Services Total:		3,580.00	2,706.51	1,810.00	1,527.94	2,898.00	2,538.76	2,898.00	2,950.00

Budget Worksheet

Draft 7-2-21

For Fiscal: 2020-2021 Period Ending: 09/30/2021

		Defined Budgets							
		2018-2019	2018-2019	2019-2020	2019-2020	2020-2021	2020-2021	2020-2021	2021-2022
		Total Budget	Total Activity	Total Budget	Total Activity	Total Budget	YTD Activity	21 Expected	22 Director Requests
ExpAcctCategory: 30 - Operating Expenditures									
00.617.572.3411	Landscaping Maintenance	7,992.00	7,592.00	8,586.00	8,585.02	12,992.00	9,652.25	12,992.00	7,492.00
Budget Detail									
Budget Code	Description			Units	Price	Amount			
22 Director Requests	All Native Butterfly Garden Maintenance			12.00	416.00	4,992.00			
22 Director Requests	Tree Trimming Service			1.00	2,500.00	2,500.00			
00.617.572.4300	Utility Service	2,673.00	2,672.77	2,975.00	2,861.42	2,400.00	1,943.18	2,817.00	2,816.00
Budget Detail									
Budget Code	Description			Units	Price	Amount			
22 Director Requests	FPL			12.00	200.00	2,400.00			
22 Director Requests	Lee Co. Tax Collector			1.00	416.00	416.00			
00.617.572.4500	Insurance	1,155.00	1,081.68	1,421.00	1,420.03	1,390.00	1,151.06		
00.617.572.4600	Repair & Maintenance	7,420.00	6,946.94	10,547.00	10,546.99	8,500.00	2,389.52	8,500.00	8,500.00
Budget Notes									
Budget Code	Subject			Description					
22 Director Requests	Repair & Maintenance			Repairs and Maintenance of the Nature Place facility, caretaker residence, bee house, stable, bat house, well maintenance, Nature Place trails and driveway/parking area					
Budget Detail									
Budget Code	Description			Units	Price	Amount			
22 Director Requests	Repair & Maintenance			1.00	8,500.00	8,500.00			
00.617.572.5200	Operating Supplies	385.00	384.70	553.00	552.15	250.00	378.80	362.81	250.00
Budget Notes									
Budget Code	Subject			Description					
22 Director Requests	Operating Supplies			Operating Supplies of Janitorial supplies and water softner for the Nature Place building					
Budget Detail									
Budget Code	Description			Units	Price	Amount			
22 Director Requests	Operating Supplies			1.00	250.00	250.00			
ExpAcctCategory: 30 - Operating Expenditures Total:		19,625.00	18,678.09	24,082.00	23,965.61	25,532.00	15,514.81	24,671.81	19,058.00
ExpAcctCategory: 60 - Capital Outlay									
00.617.572.6400	Capital Outlay	0.00	0.00	0.00	0.00	9,783.00	9,782.73	9,782.73	
ExpAcctCategory: 60 - Capital Outlay Total:		0.00	0.00	0.00	0.00	9,783.00	9,782.73	9,782.73	0.00
Department: 617 - Bonita Nature Place Total:		23,205.00	21,384.60	25,892.00	25,493.55	38,213.00	27,836.30	37,352.54	22,008.00

Budget Worksheet

For Fiscal: 2020-2021 Period Ending: 09/30/2021

		Defined Budgets							
		2018-2019	2018-2019	2019-2020	2019-2020	2020-2021	2020-2021	2020-2021	2021-2022
		Total Budget	Total Activity	Total Budget	Total Activity	Total Budget	YTD Activity	21 Expected	22 Director Requests
Department: 618 - Windsor Road Preserve									
ExpAcctCategory: 30 - Operating Expenditures									
00.618.572.3411	Landscaping Maintenance	2,200.00	2,200.00	4,586.00	4,065.50	2,500.00	2,805.00	2,805.00	2,825.00
Budget Notes									
Budget Code	Subject	Description							
22 Director Requests	Tree Trimming	Safety pruning trees along fence and property line							
Budget Detail									
Budget Code	Description	Units	Price	Amount					
22 Director Requests	Tree Trimming	1.00	2,825.00	2,825.00					
00.618.572.3419	Exotic Vegetation Removal	0.00	0.00	2,000.00	2,000.00	4,000.00	0.00	4,000.00	5,000.00
Budget Detail									
Budget Code	Description	Units	Price	Amount					
22 Director Requests	Brazilian Pepper and Australian Pine Removal	1.00	5,000.00	5,000.00					
00.618.572.4300	Utility Service	292.00	172.34	1,500.00	221.16	144.00	197.10	342.00	300.00
Budget Detail									
Budget Code	Description	Units	Price	Amount					
22 Director Requests	BSU	12.00	25.00	300.00					
ExpAcctCategory: 30 - Operating Expenditures Total:		2,492.00	2,372.34	8,086.00	6,286.66	6,644.00	3,002.10	7,147.00	8,125.00
Department: 618 - Windsor Road Preserve Total:		2,492.00	2,372.34	8,086.00	6,286.66	6,644.00	3,002.10	7,147.00	8,125.00
Department: 620 - Marni Fields									
ExpAcctCategory: 30 - Operating Expenditures									
00.620.572.3417	Field Maintenance	21,492.00	21,147.61	30,026.70	30,026.52	40,000.00	8,594.26	40,000.00	40,000.00
Budget Notes									
Budget Code	Subject	Description							
22 Director Requests	Field Maintenance	Periodically throughout the year a contracted company completes field maintenance such as fertilizing, irrigation inspections, weed and fungus control, replacement sod and well pump inspections. The majority of this is completed during a 4 week closure during the summer months							
Budget Detail									
Budget Code	Description	Units	Price	Amount					
22 Director Requests	Field Maintenance	1.00	40,000.00	40,000.00					
00.620.572.4300	Utility Service	4,889.00	4,888.55	7,331.30	6,670.72	5,640.00	4,815.29	5,640.00	8,172.00
Budget Notes									
Budget Code	Subject	Description							
22 Director Requests	FPL increase	Increase in FPL due to new portable restroom trailer							

Budget Worksheet

For Fiscal: 2020-2021 Period Ending: 09/30/2021

		Defined Budgets							
		2018-2019	2018-2019	2019-2020	2019-2020	2020-2021	2020-2021	2020-2021	2021-2022
		Total Budget	Total Activity	Total Budget	Total Activity	Total Budget	YTD Activity	21 Expected	22 Director Requests
Budget Detail									
Budget Code	Description			Units	Price	Amount			
22 Director Requests	Advanced Disposal			12.00	281.00	3,372.00			
22 Director Requests	FPL			12.00	400.00	4,800.00			
00.620.572.4500	Insurance	703.00	689.32	905.00	904.91	885.00	733.53		
00.620.572.4600	Repair & Maintenance	23,100.00	23,097.99	19,989.00	19,988.52	10,000.00	18,153.64	18,325.40	11,600.00
Budget Notes									
Budget Code	Subject	Description							
22 Director Requests	Repair and Maintenance	Irrigation and irrigation pump repairs, lighting alarm system maintenance and common area landscaping maintenance							
Budget Detail									
Budget Code	Description			Units	Price	Amount			
22 Director Requests	Repair & Maintenance -			1.00	10,000.00	10,000.00			
22 Director Requests	Replacement Soccer Goals - Adult			1.00	1,600.00	1,600.00			
00.620.572.5200	Operating Supplies	5,480.00	5,479.19	5,433.00	5,432.29	3,600.00	10,122.47	19,615.00	31,160.00
Budget Notes									
Budget Code	Subject	Description							
22 Director Requests	Operating Supplies - Restroom Trailer	Increase due to weekly pump outs of Restroom trailer cost and monthly cleaning cost of daily cleaning of Restrooms							
Budget Detail									
Budget Code	Description			Units	Price	Amount			
22 Director Requests	All Pro Restroom Trailer Cleaning			12.00	780.00	9,360.00			
22 Director Requests	Allied Weekly Pump out of Restroom Trailer			52.00	350.00	18,200.00			
22 Director Requests	JW Craft Portalet rental			12.00	300.00	3,600.00			
ExpAcctCategory: 30 - Operating Expenditures Total:		55,664.00	55,302.66	63,685.00	63,022.96	60,125.00	42,419.19	83,580.40	90,932.00
ExpAcctCategory: 60 - Capital Outlay									
00.620.572.6400	Capital Outlay	0.00	0.00	45,000.00	43,469.00	11,517.00	11,646.78	11,646.78	
ExpAcctCategory: 60 - Capital Outlay Total:		0.00	0.00	45,000.00	43,469.00	11,517.00	11,646.78	11,646.78	0.00
Department: 620 - Marni Fields Total:		55,664.00	55,302.66	108,685.00	106,491.96	71,642.00	54,065.97	95,227.18	90,932.00

Budget Worksheet

For Fiscal: 2020-2021 Period Ending: 09/30/2021

		Defined Budgets							
		2018-2019	2018-2019	2019-2020	2019-2020	2020-2021	2020-2021	2020-2021	2021-2022
		Total Budget	Total Activity	Total Budget	Total Activity	Total Budget	YTD Activity	21 Expected	22 Director Requests
Department: 621 - BS River Park									
ExpAcctCategory: 30 - Operating Expenditures									
00.621.572.3411	Landscaping Maintenance	5,560.00	4,085.50	6,419.00	6,419.00	6,400.00	0.00	6,400.00	6,900.00
Budget Notes									
Budget Code	Subject	Description							
22 Director Requests	Landscaping Maintenance	Tree Trimming, mulch replacement and planting trimming 2 x per year.							
Budget Detail									
Budget Code	Description			Units	Price	Amount			
22 Director Requests	Landscaping Maintenance			2.00	3,200.00	6,400.00			
22 Director Requests	Rain Garden Quarterly Maintenance			4.00	125.00	500.00			
00.621.572.3419	Exotic Vegetation Removal	1,800.00	1,695.00	1,800.00	1,150.00	1,800.00	0.00	1,800.00	1,800.00
Budget Detail									
Budget Code	Description			Units	Price	Amount			
22 Director Requests	Collier Environmental Quarterly exotic vegetation			4.00	450.00	1,800.00			
00.621.572.4300	Utility Service	0.00	0.00	342.00	341.28	342.00	341.28	341.28	342.00
Budget Detail									
Budget Code	Description			Units	Price	Amount			
22 Director Requests	Lee Co. Tax Collector			1.00	342.00	342.00			
00.621.572.4500	Insurance	1,365.00	1,283.16	1,685.00	1,684.54	1,650.00	1,365.47		
00.621.572.4600	Repair & Maintenance	6,332.00	6,331.96	10,717.00	10,716.12	6,500.00	374.33	6,500.00	6,500.00
Budget Detail									
Budget Code	Description			Units	Price	Amount			
22 Director Requests	Repair & Maintenance - Boardwalk			1.00	500.00	500.00			
22 Director Requests	Repair & Maintenance - Roadway repairs			2.00	3,000.00	6,000.00			
00.621.572.5200	Operating Supplies	750.00	415.34	808.00	79.99	1,150.00	380.99	1,150.00	1,150.00
Budget Detail									
Budget Code	Description			Units	Price	Amount			
22 Director Requests	Operating Supplies			1.00	500.00	500.00			
22 Director Requests	Operating Supplies - Doggie Waste Bags			1.00	650.00	650.00			
ExpAcctCategory: 30 - Operating Expenditures Total:		15,807.00	13,810.96	21,771.00	20,390.93	17,842.00	2,462.07	16,191.28	16,692.00
Department: 621 - BS River Park Total:		15,807.00	13,810.96	21,771.00	20,390.93	17,842.00	2,462.07	16,191.28	16,692.00

Budget Worksheet

Draft 7-2-21

For Fiscal: 2020-2021 Period Ending: 09/30/2021

		Defined Budgets							
		2018-2019	2018-2019	2019-2020	2019-2020	2020-2021	2020-2021	2020-2021	2021-2022
		Total Budget	Total Activity	Total Budget	Total Activity	Total Budget	YTD Activity	21 Expected	22 Director Requests
Department: 622 - Cullum's Bonita Trail									
ExpAcctCategory: 30 - Operating Expenditures									
00.622.572.4400	Rentals and Leases	300.00	300.00	0.00	0.00	0.00	0.00		300.00
Budget Detail									
Budget Code	Description			Units	Price	Amount			
22 Director Requests	FDEP Upriver Canoe/Kayak Launch land lease			1.00	300.00	300.00			
00.622.572.4600	Repair & Maintenance	7,644.00	7,644.00	10,216.00	10,215.34	16,800.00	12,035.00	16,800.00	13,950.00
Budget Notes									
Budget Code	Subject			Description					
22 Director Requests	Repair & Maintenance - Shell parking lot and			Contracted cost to re-grade and replenish shell parking lot and shell paths of trail					
Budget Detail									
Budget Code	Description			Units	Price	Amount			
22 Director Requests	Shell Parking area and pathway maintenance			1.00	7,000.00	7,000.00			
22 Director Requests	Stantec Environmental Exotic Removal			1.00	2,950.00	2,950.00			
22 Director Requests	Tree Trimming and Dead Tree Removal			1.00	4,000.00	4,000.00			
00.622.572.5200	Operating Supplies	300.00	14.00	0.00	0.00	0.00	0.00		
ExpAcctCategory: 30 - Operating Expenditures Total:		8,244.00	7,958.00	10,216.00	10,215.34	16,800.00	12,035.00	16,800.00	14,250.00
Department: 622 - Cullum's Bonita Trail Total:		8,244.00	7,958.00	10,216.00	10,215.34	16,800.00	12,035.00	16,800.00	14,250.00
Department: 623 - Carpenter Lane Canoe & Kayak									
ExpAcctCategory: 30 - Operating Expenditures									
00.623.572.4300	Utility Service	0.00	0.00	9.00	8.64	0.00	8.64	8.64	9.00
Budget Detail									
Budget Code	Description			Units	Price	Amount			
22 Director Requests	Lee Co. Tax Collector			1.00	9.00	9.00			
00.623.572.4500	Insurance	104.00	95.45	126.00	125.30	125.00	101.56		
00.623.572.4600	Repair & Maintenance	501.00	500.50	1.00	0.00	1,000.00	0.00	1,000.00	1,000.00
Budget Notes									
Budget Code	Subject			Description					
22 Director Requests	Repair & maintenance			Tree Trimming due to public complaints of obstructed view of the River. Mulch replenishment and boardwalk repairs					

Budget Worksheet

For Fiscal: 2020-2021 Period Ending: 09/30/2021

		Defined Budgets							
		2018-2019	2018-2019	2019-2020	2019-2020	2020-2021	2020-2021	2020-2021	2021-2022
		Total Budget	Total Activity	Total Budget	Total Activity	Total Budget	YTD Activity	21 Expected	22 Director Requests
Budget Detail									
Budget Code	Description			Units	Price	Amount			
22 Director Requests	Repair & Maintenance			1.00	1,000.00	1,000.00			
ExpAcctCategory: 30 - Operating Expenditures Total:		605.00	595.95	136.00	133.94	1,125.00	110.20	1,008.64	1,009.00
Department: 623 - Carpenter Lane Canoe & Kayak Total:		605.00	595.95	136.00	133.94	1,125.00	110.20	1,008.64	1,009.00
Department: 624 - Leitner Creek Neighborhood Park									
ExpAcctCategory: 30 - Operating Expenditures									
00.624.572.4300	Utility Service	65.00	64.56	65.00	64.56	65.00	64.56	64.56	65.00
Budget Detail									
Budget Code	Description			Units	Price	Amount			
22 Director Requests	Lee Co. Tax Collector			1.00	65.00	65.00			
00.624.572.4500	Insurance	2,520.00	2,364.84	3,105.00	3,104.57	3,035.00	2,516.56		
00.624.572.4600	Repair & Maintenance	742.00	0.00	1,107.00	419.36	1,150.00	0.00	1,150.00	950.00
Budget Detail									
Budget Code	Description			Units	Price	Amount			
22 Director Requests	Lighting Alarm System Maintenance			1.00	450.00	450.00			
22 Director Requests	Repair & Maintenance			1.00	500.00	500.00			
ExpAcctCategory: 30 - Operating Expenditures Total:		3,327.00	2,429.40	4,277.00	3,588.49	4,250.00	2,581.12	1,214.56	1,015.00
Department: 624 - Leitner Creek Neighborhood Park Total:		3,327.00	2,429.40	4,277.00	3,588.49	4,250.00	2,581.12	1,214.56	1,015.00
Department: 626 - Oak Creek Preserve									
ExpAcctCategory: 30 - Operating Expenditures									
00.626.572.3419	Exotic Vegetation Removal	3,500.00	1,825.00	11,100.00	6,225.00	6,000.00	3,000.00	6,000.00	6,000.00
Budget Notes									
Budget Code	Subject			Description					
22 Director Requests	Exotic Vegetation Removal			Contract with Collier Environmental to remove exotics and underbrush cleaning per the city's land management plan with Lee Co. Conservation 20/20 as well as Dead tree removal					
Budget Detail									
Budget Code	Description			Units	Price	Amount			
22 Director Requests	Exotic Vegetation Removal			1.00	6,000.00	6,000.00			
00.626.572.4600	Repair & Maintenance	0.00	0.00	450.00	450.00	0.00	0.00		
ExpAcctCategory: 30 - Operating Expenditures Total:		3,500.00	1,825.00	11,550.00	6,675.00	6,000.00	3,000.00	6,000.00	6,000.00
Department: 626 - Oak Creek Preserve Total:		3,500.00	1,825.00	11,550.00	6,675.00	6,000.00	3,000.00	6,000.00	6,000.00

Budget Worksheet

For Fiscal: 2020-2021 Period Ending: 09/30/2021

		2018-2019		2019-2020		2020-2021		Defined Budgets	
		Total Budget	Total Activity	Total Budget	Total Activity	Total Budget	YTD Activity	2020-2021 21 Expected	2021-2022 22 Director Requests
Department: 629 - Mosaic Kayak Launch									
ExpAcctCategory: 30 - Operating Expenditures									
00.629.572.4600	Repair & Maintenance	0.00	0.00	0.00	0.00	0.00	0.00		5,000.00
Budget Notes									
Budget Code	Subject	Description							
22 Director Requests	Tree Trimming/Removal	Currently there a several trees attention as well as removal from falling into the creek.							
Budget Detail									
Budget Code	Description		Units	Price	Amount				
22 Director Requests	Repair & Maintenance - Tree Trimming/Removal		1.00	5,000.00	5,000.00				
00.629.572.5200	Operating Supplies	0.00	0.00	0.00	0.00	0.00	0.00		4,450.00
Budget Notes									
Budget Code	Subject	Description							
22 Director Requests	Garbage Cans	The launch is in need of animal proof garbage cans							
22 Director Requests	Signage	The Park currently does not have any signage of the facility or use regulations							
Budget Detail									
Budget Code	Description		Units	Price	Amount				
22 Director Requests	Signage		1.00	3,000.00	3,000.00				
22 Director Requests	Trash Cans		1.00	1,450.00	1,450.00				
ExpAcctCategory: 30 - Operating Expenditures Total:		0.00	0.00	0.00	0.00	0.00	0.00	0.00	9,450.00
Department: 629 - Mosaic Kayak Launch Total:		0.00	0.00	0.00	0.00	0.00	0.00	0.00	9,450.00
Department: 883 - Veterans									
ExpAcctCategory: 30 - Operating Expenditures									
00.883.572.5200	Veteran's Bricks	620.00	619.47	244.00	244.00	0.00	341.55	500.00	500.00
00.883.574.4831	Wounded Warriors	0.00	0.00	5,000.00	1,727.37	5,000.00	0.00	5,000.00	5,000.00
ExpAcctCategory: 30 - Operating Expenditures Total:		620.00	619.47	5,244.00	1,971.37	5,000.00	341.55	5,500.00	5,500.00
Department: 883 - Veterans Total:		620.00	619.47	5,244.00	1,971.37	5,000.00	341.55	5,500.00	5,500.00
Department: 885 - Donate a Bench									
ExpAcctCategory: 30 - Operating Expenditures									
00.885.572.5200	Donate A Bench	1,075.00	1,047.72	0.00	0.00	0.00	860.30		
ExpAcctCategory: 30 - Operating Expenditures Total:		1,075.00	1,047.72	0.00	0.00	0.00	860.30	0.00	0.00
Department: 885 - Donate a Bench Total:		1,075.00	1,047.72	0.00	0.00	0.00	860.30	0.00	0.00

Budget Worksheet

Draft 7-2-21

For Fiscal: 2020-2021 Period Ending: 09/30/2021

		Defined Budgets								
		2018-2019	2018-2019	2019-2020	2019-2020	2020-2021	2020-2021	2020-2021	2021-2022	
		Total Budget	Total Activity	Total Budget	Total Activity	Total Budget	YTD Activity	21 Expected	22 Director	Requests
Department: 890 - Film Festival										
ExpAcctCategory: 30 - Operating Expenditures										
00.890.574.4830	Film Festival	4,499.00	4,498.44	4,000.00	4,000.00	0.00	0.00			
ExpAcctCategory: 30 - Operating Expenditures Total:		4,499.00	4,498.44	4,000.00	4,000.00	0.00	0.00	0.00	0.00	0.00
Department: 890 - Film Festival Total:		4,499.00	4,498.44	4,000.00	4,000.00	0.00	0.00	0.00	0.00	0.00
Department: 999 - Transfer										
ExpAcctCategory: 90 - Other Uses										
00.999.581.0013	Transfer out Grant Fund	40,000.00	15,838.00	40,000.00	32,608.00	40,000.00	0.00	40,000.00	40,000.00	
00.999.581.0021	Transfer out 2014 Debt	49,490.00	49,490.00	0.00	0.00	0.00	0.00			
00.999.581.0022	Transfer out 2020 Debt	0.00	0.00	0.00	0.00	110,222.00	47,219.58	110,222.00	125,000.00	
00.999.581.0030	Transfer out Capital Projects	6,490,819.00	1,551,628.13	12,997,111.00	1,588,498.38	16,626,783.00	3,096,638.41	16,626,783.00	8,385,290.00	
Budget Detail										
Budget Code	Description			Units	Price	Amount				
22 Director Requests	b			0.00	0.00	8,385,290.00				
00.999.581.0031	Transfer out Capital Projects	602,733.00	292,208.23	554,831.00	154,984.18	484,846.00	194,289.00	484,846.00		
ExpAcctCategory: 90 - Other Uses Total:		7,183,042.00	1,909,164.36	13,591,942.00	1,776,090.56	17,261,851.00	3,338,146.99	17,261,851.00	8,550,290.00	
Department: 999 - Transfer Total:		7,183,042.00	1,909,164.36	13,591,942.00	1,776,090.56	17,261,851.00	3,338,146.99	17,261,851.00	8,550,290.00	
Expense Total:		28,472,522.00	21,232,861.90	28,802,288.00	14,420,214.89	32,981,112.00	11,656,018.64	31,984,905.50	23,914,929.67	
Fund: 00 - General Fund Total:		28,472,522.00	21,232,861.90	28,802,288.00	14,420,214.89	32,981,112.00	11,656,018.64	31,984,905.50	23,914,929.67	
Report Total:		28,472,522.00	21,232,861.90	28,802,288.00	14,420,214.89	32,981,112.00	11,656,018.64	31,984,905.50	23,914,929.67	

Group Summary

ExpAcctCategory	Defined Budgets							2021-2022 22 Director Requests
	2018-2019 Total Budget	2018-2019 Total Activity	2019-2020 Total Budget	2019-2020 Total Activity	2020-2021 Total Budget	2020-2021 YTD Activity	2020-2021 21 Expected	
Fund: 00 - General Fund								
Expense								
Department: 101 - City Council								
10 - Personal Services	271,082.00	269,325.91	272,517.00	250,961.65	290,675.00	187,417.19	290,675.00	272,208.67
30 - Operating Expenditures	220,358.00	140,403.35	145,557.00	132,195.11	196,750.00	105,032.03	197,407.00	188,780.00
Department: 101 - City Council Total:	491,440.00	409,729.26	418,074.00	383,156.76	487,425.00	292,449.22	488,082.00	460,988.67
Department: 102 - Boards & Committees								
30 - Operating Expenditures	147,057.00	75,556.97	51,595.00	33,112.74	76,000.00	1,729.86	76,000.00	77,000.00
60 - Capital Outlay	9,182.00	0.00	13,182.00	0.00	13,184.00	0.00	0.00	0.00
Department: 102 - Boards & Committees Total:	156,239.00	75,556.97	64,777.00	33,112.74	89,184.00	1,729.86	76,000.00	77,000.00
Department: 201 - City Manager								
10 - Personal Services	472,178.00	370,351.34	414,427.00	411,962.49	458,611.00	319,495.23	458,611.00	481,839.00
30 - Operating Expenditures	37,573.00	33,659.00	38,265.00	5,767.47	37,998.00	3,695.95	38,425.00	38,845.00
Department: 201 - City Manager Total:	509,751.00	404,010.34	452,692.00	417,729.96	496,609.00	323,191.18	497,036.00	520,684.00
Department: 211 - Planning & Zoning								
30 - Operating Expenditures	1,890,908.00	1,802,058.86	1,910,358.00	1,763,581.00	1,869,269.00	1,333,942.67	1,871,769.00	1,892,751.00
Department: 211 - Planning & Zoning Total:	1,890,908.00	1,802,058.86	1,910,358.00	1,763,581.00	1,869,269.00	1,333,942.67	1,871,769.00	1,892,751.00
Department: 220 - Law Enforcement/Security								
30 - Operating Expenditures	1,713,728.00	1,713,196.68	1,809,476.00	1,809,474.61	1,925,324.00	1,397,874.10	1,924,813.00	2,047,554.00
60 - Capital Outlay	0.00	0.00	18,000.00	15,166.00	0.00	0.00	0.00	0.00
Department: 220 - Law Enforcement/Security Total:	1,713,728.00	1,713,196.68	1,827,476.00	1,824,640.61	1,925,324.00	1,397,874.10	1,924,813.00	2,047,554.00
Department: 230 - Neighborhood Services								
10 - Personal Services	529,341.00	514,719.38	556,949.00	542,938.32	564,482.00	395,029.25	564,482.00	629,046.00
30 - Operating Expenditures	103,501.00	72,484.08	125,417.00	82,948.39	116,108.00	31,026.53	88,203.00	121,138.00
60 - Capital Outlay	51,035.00	26,833.67	54,669.00	54,431.00	0.00	0.00	0.00	0.00
Department: 230 - Neighborhood Services Total:	683,877.00	614,037.13	737,035.00	680,317.71	680,590.00	426,055.78	652,685.00	750,184.00
Department: 240 - Information Technologies								
10 - Personal Services	106,284.00	70,618.58	106,346.00	91,455.99	91,264.00	67,168.86	92,416.00	99,460.00
30 - Operating Expenditures	106,513.00	102,788.64	81,796.00	56,598.62	93,499.00	60,630.34	117,850.00	117,850.00
60 - Capital Outlay	52,697.00	52,696.45	0.00	0.00	7,000.00	0.00	7,000.00	0.00
Department: 240 - Information Technologies Total:	265,494.00	226,103.67	188,142.00	148,054.61	191,763.00	127,799.20	217,266.00	217,310.00
Department: 250 - Public Works								
10 - Personal Services	844,925.00	828,923.05	864,205.00	828,305.54	877,533.00	485,072.22	685,678.00	951,999.00
30 - Operating Expenditures	1,677,432.00	1,577,290.43	1,497,389.00	971,855.99	2,349,647.00	852,015.49	2,354,647.00	2,512,418.00
60 - Capital Outlay	54,207.00	54,206.85	67,000.00	61,030.94	295,112.00	0.00	289,413.00	5,000.00
Department: 250 - Public Works Total:	2,576,564.00	2,460,420.33	2,428,594.00	1,861,192.47	3,522,292.00	1,337,087.71	3,329,738.00	3,469,417.00

Budget Worksheet

For Fiscal: 2020-2021 Period Ending: 09/30/2021

ExpAcctCategory	Defined Budgets							2021-2022 22 Director Requests
	2018-2019 Total Budget	2018-2019 Total Activity	2019-2020 Total Budget	2019-2020 Total Activity	2020-2021 Total Budget	2020-2021 YTD Activity	2020-2021 21 Expected	
Department: 260 - Emergency Preparedness								
30 - Operating Expenditures	27,545.00	26,122.02	33,284.00	33,282.12	30,730.00	14,487.28	34,590.72	30,730.00
Department: 260 - Emergency Preparedness Total:	27,545.00	26,122.02	33,284.00	33,282.12	30,730.00	14,487.28	34,590.72	30,730.00
Department: 270 - Non-Departmental Expenditures								
30 - Operating Expenditures	7,939,996.00	6,854,767.40	2,265,829.00	1,282,435.05	1,479,830.00	230,963.49	691,961.00	746,896.00
Department: 270 - Non-Departmental Expenditures Total:	7,939,996.00	6,854,767.40	2,265,829.00	1,282,435.05	1,479,830.00	230,963.49	691,961.00	746,896.00
Department: 301 - City Attorney								
10 - Personal Services	138,771.00	113,799.69	101,062.00	100,828.91	102,541.00	78,485.86	102,541.00	116,739.00
30 - Operating Expenditures	828,836.00	823,288.81	621,485.00	445,400.63	673,700.00	235,071.90	671,380.00	671,605.00
Department: 301 - City Attorney Total:	967,607.00	937,088.50	722,547.00	546,229.54	776,241.00	313,557.76	773,921.00	788,344.00
Department: 401 - Administrative Services								
10 - Personal Services	368,141.00	366,789.14	381,340.00	365,445.54	439,092.00	267,426.47	439,092.00	351,563.00
30 - Operating Expenditures	20,311.00	13,261.65	89,268.00	17,986.83	45,960.00	28,499.45	45,960.00	48,478.00
Department: 401 - Administrative Services Total:	388,452.00	380,050.79	470,608.00	383,432.37	485,052.00	295,925.92	485,052.00	400,041.00
Department: 402 - City Hall								
30 - Operating Expenditures	166,896.00	162,585.67	173,432.00	170,888.74	185,679.00	126,290.67	185,679.00	235,500.00
60 - Capital Outlay	32,588.00	32,587.90	0.00	0.00	0.00	0.00	0.00	0.00
Department: 402 - City Hall Total:	199,484.00	195,173.57	173,432.00	170,888.74	185,679.00	126,290.67	185,679.00	235,500.00
Department: 410 - Human Resources								
10 - Personal Services	47,171.00	47,016.36	26,635.00	13,493.34	0.00	33.98	0.00	0.00
30 - Operating Expenditures	39,095.00	35,202.34	55,535.00	46,112.89	23,400.00	15,348.93	23,400.00	68,400.00
Department: 410 - Human Resources Total:	86,266.00	82,218.70	82,170.00	59,606.23	23,400.00	15,382.91	23,400.00	68,400.00
Department: 430 - Communications								
10 - Personal Services	352,109.00	323,414.88	379,096.00	339,518.65	390,196.00	215,804.97	390,196.00	449,797.00
30 - Operating Expenditures	372,299.00	336,930.86	269,800.00	204,887.83	277,500.00	168,146.06	277,500.00	311,500.00
60 - Capital Outlay	10,550.00	8,150.00	33,000.00	32,788.50	0.00	0.00	0.00	0.00
Department: 430 - Communications Total:	734,958.00	668,495.74	681,896.00	577,194.98	667,696.00	383,951.03	667,696.00	761,297.00
Department: 501 - Finance								
10 - Personal Services	459,132.00	451,329.24	495,105.00	446,919.34	510,694.00	303,308.64	510,694.00	588,016.00
30 - Operating Expenditures	89,831.00	75,581.93	99,033.00	67,502.06	95,513.00	53,625.11	95,513.00	124,030.00
60 - Capital Outlay	76,453.00	0.00	0.00	0.00	0.00	0.00	0.00	52,000.00
Department: 501 - Finance Total:	625,416.00	526,911.17	594,138.00	514,421.40	606,207.00	356,933.75	606,207.00	764,046.00
Department: 601 - Parks & Recreation Administration								
10 - Personal Services	566,185.00	526,015.59	572,820.00	529,906.57	583,563.00	397,565.88	583,563.00	609,046.00
30 - Operating Expenditures	34,634.00	28,895.60	28,784.00	24,368.18	32,439.00	19,123.13	32,439.00	46,264.00
60 - Capital Outlay	0.00	0.00	0.00	0.00	31,750.00	0.00	31,750.00	0.00
Department: 601 - Parks & Recreation Administration Total:	600,819.00	554,911.19	601,604.00	554,274.75	647,752.00	416,689.01	647,752.00	655,310.00

Budget Worksheet

For Fiscal: 2020-2021 Period Ending: 09/30/2021

ExpAcctCategory	Defined Budgets								
	2018-2019 Total Budget	2018-2019 Total Activity	2019-2020 Total Budget	2019-2020 Total Activity	2020-2021 Total Budget	2020-2021 YTD Activity	2020-2021 21 Expected	2021-2022 22 Director Requests	
Department: 602 - Recreation Center									
10 - Personal Services	200,972.00	190,635.71	191,454.00	178,344.35	185,546.00	119,392.85	186,569.00	195,771.00	
30 - Operating Expenditures	203,197.00	202,177.90	200,512.00	189,266.09	207,738.00	123,548.11	187,923.00	183,254.00	
Department: 602 - Recreation Center Total:	404,169.00	392,813.61	391,966.00	367,610.44	393,284.00	242,940.96	374,492.00	379,025.00	
Department: 603 - Community Park & Ball Fields									
30 - Operating Expenditures	170,344.00	170,159.28	173,665.00	168,935.60	160,672.00	106,083.53	161,640.44	172,542.00	
60 - Capital Outlay	0.00	0.00	18,000.00	17,234.47	9,783.00	9,782.73	9,782.73	13,675.00	
Department: 603 - Community Park & Ball Fields Total:	170,344.00	170,159.28	191,665.00	186,170.07	170,455.00	115,866.26	171,423.17	186,217.00	
Department: 604 - Community Pool									
10 - Personal Services	282,930.00	282,342.57	281,882.00	278,552.70	281,735.00	192,624.54	281,735.00	296,884.00	
30 - Operating Expenditures	69,347.00	60,740.70	72,147.00	68,914.99	70,398.00	49,660.10	69,943.00	71,339.00	
60 - Capital Outlay	0.00	0.00	0.00	0.00	0.00	0.00	0.00	7,000.00	
Department: 604 - Community Pool Total:	352,277.00	343,083.27	354,029.00	347,467.69	352,133.00	242,284.64	351,678.00	375,223.00	
Department: 605 - Riverside Park									
30 - Operating Expenditures	171,856.00	168,658.29	109,233.00	103,396.62	119,485.00	86,930.34	119,382.00	118,702.00	
60 - Capital Outlay	0.00	0.00	21,000.00	0.00	21,000.00	0.00	21,000.00	0.00	
Department: 605 - Riverside Park Total:	171,856.00	168,658.29	130,233.00	103,396.62	140,485.00	86,930.34	140,382.00	118,702.00	
Department: 609 - Formerly Community Hall/Sherriff Substation									
30 - Operating Expenditures	8,416.00	6,507.21	10,829.00	10,827.44	15,440.00	3,359.74	14,800.00	14,048.00	
Department: 609 - Formerly Community Hall/Sherriff Substation To	8,416.00	6,507.21	10,829.00	10,827.44	15,440.00	3,359.74	14,800.00	14,048.00	
Department: 610 - Dog Park									
30 - Operating Expenditures	52,793.00	52,437.17	69,895.00	68,450.29	62,450.00	31,266.23	60,050.00	62,308.00	
60 - Capital Outlay	0.00	0.00	45,000.00	0.00	45,000.00	0.00	45,000.00	0.00	
Department: 610 - Dog Park Total:	52,793.00	52,437.17	114,895.00	68,450.29	107,450.00	31,266.23	105,050.00	62,308.00	
Department: 611 - Beach Parks									
30 - Operating Expenditures	6,410.00	5,718.29	11,180.00	10,111.70	9,656.00	843.43	9,700.00	9,698.00	
Department: 611 - Beach Parks Total:	6,410.00	5,718.29	11,180.00	10,111.70	9,656.00	843.43	9,700.00	9,698.00	
Department: 613 - BS Soccer Complex									
30 - Operating Expenditures	86,515.00	85,510.16	93,715.00	77,790.86	97,400.00	42,890.87	93,908.00	94,376.00	
60 - Capital Outlay	0.00	0.00	0.00	0.00	36,433.00	0.00	37,224.45	0.00	
Department: 613 - BS Soccer Complex Total:	86,515.00	85,510.16	93,715.00	77,790.86	133,833.00	42,890.87	131,132.45	94,376.00	
Department: 614 - Kentucky Street Park									
30 - Operating Expenditures	2,000.00	1,540.00	5,150.00	3,915.00	4,750.00	0.00	4,750.00	4,250.00	
Department: 614 - Kentucky Street Park Total:	2,000.00	1,540.00	5,150.00	3,915.00	4,750.00	0.00	4,750.00	4,250.00	
Department: 615 - Liles Hotel									
10 - Personal Services	8,653.00	8,301.77	9,000.00	8,895.46	9,000.00	6,613.55	9,000.00	10,200.00	
30 - Operating Expenditures	48,465.00	46,271.63	45,171.00	40,690.48	45,216.00	44,269.48	45,557.96	44,159.00	

Budget Worksheet

ExpAcctCategory	Defined Budgets							2021-2022 22 Director Requests
	2018-2019 Total Budget	2018-2019 Total Activity	2019-2020 Total Budget	2019-2020 Total Activity	2020-2021 Total Budget	2020-2021 YTD Activity	2020-2021 21 Expected	
60 - Capital Outlay	0.00	0.00	0.00	0.00	5,000.00	0.00	5,000.00	5,000.00
Department: 615 - Liles Hotel Total:	57,118.00	54,573.40	54,171.00	49,585.94	59,216.00	50,883.03	59,557.96	59,359.00
Department: 617 - Bonita Nature Place								
10 - Personal Services	3,580.00	2,706.51	1,810.00	1,527.94	2,898.00	2,538.76	2,898.00	2,950.00
30 - Operating Expenditures	19,625.00	18,678.09	24,082.00	23,965.61	25,532.00	15,514.81	24,671.81	19,058.00
60 - Capital Outlay	0.00	0.00	0.00	0.00	9,783.00	9,782.73	9,782.73	0.00
Department: 617 - Bonita Nature Place Total:	23,205.00	21,384.60	25,892.00	25,493.55	38,213.00	27,836.30	37,352.54	22,008.00
Department: 618 - Windsor Road Preserve								
30 - Operating Expenditures	2,492.00	2,372.34	8,086.00	6,286.66	6,644.00	3,002.10	7,147.00	8,125.00
Department: 618 - Windsor Road Preserve Total:	2,492.00	2,372.34	8,086.00	6,286.66	6,644.00	3,002.10	7,147.00	8,125.00
Department: 620 - Marni Fields								
30 - Operating Expenditures	55,664.00	55,302.66	63,685.00	63,022.96	60,125.00	42,419.19	83,580.40	90,932.00
60 - Capital Outlay	0.00	0.00	45,000.00	43,469.00	11,517.00	11,646.78	11,646.78	0.00
Department: 620 - Marni Fields Total:	55,664.00	55,302.66	108,685.00	106,491.96	71,642.00	54,065.97	95,227.18	90,932.00
Department: 621 - BS River Park								
30 - Operating Expenditures	15,807.00	13,810.96	21,771.00	20,390.93	17,842.00	2,462.07	16,191.28	16,692.00
Department: 621 - BS River Park Total:	15,807.00	13,810.96	21,771.00	20,390.93	17,842.00	2,462.07	16,191.28	16,692.00
Department: 622 - Cullum's Bonita Trail								
30 - Operating Expenditures	8,244.00	7,958.00	10,216.00	10,215.34	16,800.00	12,035.00	16,800.00	14,250.00
Department: 622 - Cullum's Bonita Trail Total:	8,244.00	7,958.00	10,216.00	10,215.34	16,800.00	12,035.00	16,800.00	14,250.00
Department: 623 - Carpenter Lane Canoe & Kayak								
30 - Operating Expenditures	605.00	595.95	136.00	133.94	1,125.00	110.20	1,008.64	1,009.00
Department: 623 - Carpenter Lane Canoe & Kayak Total:	605.00	595.95	136.00	133.94	1,125.00	110.20	1,008.64	1,009.00
Department: 624 - Leitner Creek Neighborhood Park								
30 - Operating Expenditures	3,327.00	2,429.40	4,277.00	3,588.49	4,250.00	2,581.12	1,214.56	1,015.00
Department: 624 - Leitner Creek Neighborhood Park Total:	3,327.00	2,429.40	4,277.00	3,588.49	4,250.00	2,581.12	1,214.56	1,015.00
Department: 626 - Oak Creek Preserve								
30 - Operating Expenditures	3,500.00	1,825.00	11,550.00	6,675.00	6,000.00	3,000.00	6,000.00	6,000.00
Department: 626 - Oak Creek Preserve Total:	3,500.00	1,825.00	11,550.00	6,675.00	6,000.00	3,000.00	6,000.00	6,000.00
Department: 629 - Mosaic Kayak Launch								
30 - Operating Expenditures	0.00	0.00	0.00	0.00	0.00	0.00	0.00	9,450.00
Department: 629 - Mosaic Kayak Launch Total:	0.00	0.00	0.00	0.00	0.00	0.00	0.00	9,450.00
Department: 883 - Veterans								
30 - Operating Expenditures	620.00	619.47	5,244.00	1,971.37	5,000.00	341.55	5,500.00	5,500.00
Department: 883 - Veterans Total:	620.00	619.47	5,244.00	1,971.37	5,000.00	341.55	5,500.00	5,500.00

Budget Worksheet

For Fiscal: 2020-2021 Period Ending: 09/30/2021

ExpAcctCategory	2018-2019		2019-2020		2020-2021		Defined Budgets	
	Total Budget	Total Activity	Total Budget	Total Activity	Total Budget	YTD Activity	2020-2021 21 Expected	2021-2022 22 Director Requests
Department: 885 - Donate a Bench								
30 - Operating Expenditures	1,075.00	1,047.72	0.00	0.00	0.00	860.30	0.00	0.00
Department: 885 - Donate a Bench Total:	1,075.00	1,047.72	0.00	0.00	0.00	860.30	0.00	0.00
Department: 890 - Film Festival								
30 - Operating Expenditures	4,499.00	4,498.44	4,000.00	4,000.00	0.00	0.00	0.00	0.00
Department: 890 - Film Festival Total:	4,499.00	4,498.44	4,000.00	4,000.00	0.00	0.00	0.00	0.00
Department: 999 - Transfer								
90 - Other Uses	7,183,042.00	1,909,164.36	13,591,942.00	1,776,090.56	17,261,851.00	3,338,146.99	17,261,851.00	8,550,290.00
Department: 999 - Transfer Total:	7,183,042.00	1,909,164.36	13,591,942.00	1,776,090.56	17,261,851.00	3,338,146.99	17,261,851.00	8,550,290.00
Expense Total:	28,472,522.00	21,232,861.90	28,802,288.00	14,420,214.89	32,981,112.00	11,656,018.64	31,984,905.50	23,914,929.67
Fund: 00 - General Fund Total:	28,472,522.00	21,232,861.90	28,802,288.00	14,420,214.89	32,981,112.00	11,656,018.64	31,984,905.50	23,914,929.67
Report Total:	28,472,522.00	21,232,861.90	28,802,288.00	14,420,214.89	32,981,112.00	11,656,018.64	31,984,905.50	23,914,929.67

Fund Summary

Fund	2018-2019		2019-2020		2020-2021		Defined Budgets	
	Total Budget	Total Activity	Total Budget	Total Activity	Total Budget	YTD Activity	2020-2021 21 Expected	2021-2022 22 Director Requests
00 - General Fund	28,472,522.00	21,232,861.90	28,802,288.00	14,420,214.89	32,981,112.00	11,656,018.64	31,984,905.50	23,914,929.67
Report Total:	28,472,522.00	21,232,861.90	28,802,288.00	14,420,214.89	32,981,112.00	11,656,018.64	31,984,905.50	23,914,929.67