

**CITY OF BONITA SPRINGS, FLORIDA**

**ORDINANCE NO. 22-12**

**AN ORDINANCE OF THE CITY COUNCIL OF BONITA SPRINGS, FLORIDA, ADOPTING THE 2022-2023 FIVE YEAR CAPITAL IMPROVEMENT PROGRAM ANNUAL UPDATE; PROVIDING FOR LEGISLATIVE FINDINGS; PROVIDING FOR SEVERABILITY; PROVIDING FOR CODIFICATION; AND PROVIDING FOR AN EFFECTIVE DATE.**

**WHEREAS**, Florida Statute §163.3177(3)(a) requires that local government comprehensive plans contain a capital improvements element designed to consider the need for and the location of public facilities; and

**WHEREAS**, Florida Statute §163.3177(3)(b) requires that local governments review the capital improvements element on an annual basis, and provides that modifications to update the five-year capital improvements schedule may be accomplished by ordinance; and

**WHEREAS**, “capital improvement” generally means physical assets constructed or purchased to provide, improve, or replace a public facility, typically large scale, high in cost, and may require multi-year financing; and

**WHEREAS**, Florida Statute §163.3177(3)(a)4 requires that projects necessary to achieve and maintain adopted levels of service for the five-year planning period be included in the capital improvement schedule; and

**WHEREAS**, review by the City of Bonita Springs Local Planning Agency is not required for a capital improvements schedule update, which is not an amendment to the Comprehensive plan; and

**WHEREAS**, the Bonita Springs City Council held the required public hearings with all required public notice for the purpose of hearings.

**THE CITY OF BONITA SPRINGS HEREBY ORDAINS:**

**SECTION 1: RECITALS/INTENT.** The recitals set forth above are true and correct and constitute legislative findings of the City Council.

**SECTION 2: AMENDMENT TO THE CAPITAL IMPROVEMENT SCHEDULE.** The Capital Improvement Program Annual Update is hereby adopted as set forth in Exhibit A, attached hereto and incorporated herein by reference.

**SECTION 3: CODIFICATION.** It is the intent of the City of Bonita Springs City Council that the provisions of this Ordinance shall be codified into the Bonita Springs Comprehensive Plan, specifically as an update to Objective 1.5 of the Capital Improvements Element. The Code Codifier is hereby granted authority to update the Capital Improvement Program or to otherwise make notation by reference to this Ordinance in the City of Bonita Springs Comprehensive Plan, as amended.


**SECTION 4: EFFECTIVE DATE.** The effective date of this Ordinance shall be thirty days from its adoption date.


**SECTION 5: CONFLICTS.** This ordinance shall supersede any ordinances in conflict herewith to the extent that such conflict exists.


**SECTION 6: SEVERABILITY.** If any part of this ordinance is found to be invalid, preempted, or otherwise superseded, the remainder shall nevertheless be given full force and effect to the extent permitted by the severance of such invalid, preempted, or superseded part.

DULY PASSED AND ENACTED by the City Council of the City of Bonita Springs, Lee County, Florida, this 21<sup>st</sup> day of December 2022.

AUTHENTICATION:

  
\_\_\_\_\_  
Mayor

  
\_\_\_\_\_  
City Clerk

APPROVED AS TO FORM:   
\_\_\_\_\_  
City Attorney

Vote:

Carr	Aye	Fullick	Aye
Purdon	Aye	Bogacz	Aye
Forbes	Aye	Steinmeyer	Aye
Corrie	Aye		

Date filed with City Clerk: 12/22/22

**Capital Improvement Program Annual Update**  
**Exhibit A**





**CAPITAL IMPROVEMENT PLAN**

**Fiscal Year 2022-2023**

Account	Project Description	Project Phase	Funding/ Revenue Source	Fiscal Year 2022-2023	Fiscal Year 2023-2024	Fiscal Year 2024-2025	Fiscal Year 2025-2026	Fiscal Year 2026-2027	Fiscal Years 2027-2028 to 2031-2032	Total Ten Year Plan	
30.250.541.6336	Imperial Shores Blvd Sidewalk	Construction	Road Impact Fee	550,067	-	-	-	-	-	1,855,610	
			Gas Tax								314,538
			General Fund								-
			<b>Project Total</b>	<b>550,067</b>	<b>-</b>	<b>-</b>	<b>-</b>	<b>-</b>	<b>-</b>	<b>-</b>	<b>2,170,148</b>
30.250.541.6337	Dean Street Path & Sidewalk	Planning	General Fund	-	-	-	-	-	-	141,843	
			Road Impact Fee								2,624,892
			<b>Project Total</b>	<b>-</b>	<b>-</b>	<b>-</b>	<b>-</b>	<b>-</b>	<b>-</b>	<b>2,624,892</b>	<b>2,766,735</b>
30.250.541.6338	W. Terry Street South Sidewalk	Design	Road Impact Fees	330,410	500,000	755,660	2,500,000			4,195,937	
			General Fund	-	-	-	-	-	-	-	-
			<b>Project Total</b>	<b>330,410</b>	<b>500,000</b>	<b>755,660</b>	<b>2,500,000</b>				<b>4,195,937</b>
30.250.541.6345	Cockleshell Sidewalk	Construction	Park Impact Fee	-	-	-	-	-	-	109,887	
30.250.541.6346	Old 41 & Strike Lane Intersection Improvements	Planning	Road Impact Fees	830,918	-	-	-	-	-	901,558	
30.250.541.6347	Old 41 & BB Rd Quadrant	Planning	Road Impact Fees	339,260	339,260	-	-	-	5,201,900	10,200,450	
30.250.541.6348	Rosemary Drive	Planning	Road Impact Fees	1,166,580	1,166,580	-	-	-	-	2,697,370	
30.250.541.6364	E. Terry Street Multi-use Pathway	Planning	Grant - CDBG	16,833,197	-	-	-	-	-	16,833,197	
<b>Total Sidewalks and Multi-Use Pathways</b>				<b>25,157,720</b>	<b>3,377,764</b>	<b>1,955,660</b>	<b>3,225,000</b>	<b>350,000</b>	<b>14,534,922</b>	<b>65,907,633</b>	
30.250.541.6308	Asphalt Overlays	Recurring	Gas Tax	500,000	200,000	125,000	125,000	200,000	750,000	2,400,000	
30.250.541.6319	Roadway Restriping	Recurring	Gas Tax	250,000	188,990	188,990	100,000	100,000	944,940	1,973,460	
30.250.541.6328	Decorative Street Lights conversion to LED	Construction	Gas Tax	-	-	-	-	-	-	43,582	
30.250.541.6342	Traffic Calming	Construction	Gas Tax	50,000	15,000	15,000	50,000	50,000	250,000	520,000	
30.250.541.6343	Bridge Maintenance	Recurring	Gas Tax	300,000	400,000	50,000	50,000	50,000	300,000	1,379,672	
30.250.541.6349	Forrester Drive Drainage	Planning	General fund	-	-	-	-	-	-	22,362	
			Gas Tax	-	-	-	-	-	-	-	314,538
			<b>Project Total</b>	<b>-</b>	<b>-</b>	<b>-</b>	<b>-</b>	<b>-</b>	<b>-</b>	<b>-</b>	<b>336,900</b>
30.250.541.6357	Old 41 Bike Ped Improv. Terry	Planning	General Fund	100,000	541,612	3,014,618	4,500,000	1,629,235	-	9,785,465	
30.250.541.6358	Paradise Road Bike Ped Improvements	Planning	Road Impact Fees	100,000	200,000	663,675	5,000,000	6,163,675	806,513	12,933,863	
<b>Total Transportation</b>				<b>\$ 26,457,720</b>	<b>\$ 4,923,366</b>	<b>\$ 7,012,943</b>	<b>\$ 13,350,000</b>	<b>\$ 9,042,910</b>	<b>\$ 38,290,608</b>	<b>\$ 125,413,385</b>	

**CAPITAL IMPROVEMENT PLAN**

**Fiscal Year 2022-2023**

Account	Project Description	Project Phase	Funding/ Revenue Source	Fiscal Year 2022-2023	Fiscal Year 2023-2024	Fiscal Year 2024-2025	Fiscal Year 2025-2026	Fiscal Year 2026-2027	Fiscal Years 2027-2028 to 2031-2032	Total Ten Year Plan
<b>ENVIRONMENTAL PROTECTION (4th STRATEGIC PRIORITY)</b>										
30.000.537.6105	Environmentally Sensitive Land Acquisitions	Planning	General Fund	100,000	100,000	100,000	100,000	100,000	1,000,000	1,900,000
30.611.537.6000	Beach Renourishment Ord 12-05	Recurring	General Fund	110,000	110,000	110,000	110,000	110,000	600,000	1,898,588
<b>Total Environmental Protection</b>				<b>\$ 210,000</b>	<b>\$ 210,000</b>	<b>\$ 210,000</b>	<b>\$ 210,000</b>	<b>\$ 210,000</b>	<b>\$ 1,600,000</b>	<b>\$ 3,798,588</b>
<b>COMMUNITY AESTHETICS: DEVELOP AND IMPLEMENT URBAN DESIGN (5th STRATEGIC PRIORITY)</b>										
30.000.519.6000	Exotic Removal of FPL ROW Path	Planning	General Fund	-	-	-	-	-	-	10,500
30.250.541.6310	FDOT Pond on Arroyal Rd	Planning	General Fund	-	-	-	-	-	-	87,168
30.250.541.6315	East Terry Vegetative Buffer/Wall	Construction	General Fund	-	-	-	-	-	-	227,196
30.250.541.6906	Median Landscape Enhancement	Design	General Fund	-	-	-	-	-	-	761,260
30.270.519.4910	Highway Monuments/Welcomes Signs	Planning	General Fund	250,000	250,000	-	-	-	-	1,388,466
30.270.519.4911	Urban Design	Planning	General Fund	300,000	100,000	-	-	-	1,000,000	1,589,459
30.270.519.4912	Goodbread Grocery	Planning	General Fund	100,000	-	-	-	-	-	498,100
30.270.519.4920	Flagpole along I-75	Planning	General Fund	-	-	-	-	-	-	90,000
30.270.541.6322	Imperial River US 41 Bridge Beautification	Planning	General Fund	-	-	-	-	-	2,000,000	2,114,000
30.270.545.6355	Parking Garage Feasibility	Planning	General Fund	-	-	-	-	-	-	50,000
30.270.572.6000	Additional Soccer Fields	Design	General Fund	2,625,000	275,000	-	-	-	-	2,900,000
			Park Impact Fees	300,000	400,000	-	-	-	-	797,300
			<b>Project Total</b>	<b>2,925,000</b>	<b>675,000</b>	<b>-</b>	<b>-</b>	<b>-</b>	<b>-</b>	<b>3,697,300</b>
30.270.573.4928	Acquisition of Public Art	Planning	General Fund	50,000	-	-	-	-	-	138,000
30.270.572.6360	City Wide Park Lighting Conversion LED	Design	General Fund	20,500	50,000	50,000	50,000	50,000	2,000,000	2,220,500
30.270.575.6014	Everglades Wonder Gardens Café upgrades	Construction	General Fund	-	-	-	-	-	-	99,684
30.602.572.6022	Small Recreation Building Improvements	Planning	General Fund	-	-	-	-	-	-	60,000
30.603.572.6008	Comm Park Sealcoating and Stop Replacements at Parking Lot	Construction	General Fund	-	-	-	-	-	-	52,783
30.603.572.6015	Baseball Complex Master Plan for Design & Construction Phase II	Construction	General Fund	2,500,000	500,000	-	-	-	1,000,000	6,320,437
30.603.572.6017	Comm Park Basketball/Futsal Pavilion Resurfacing	Planning	General Fund	-	-	-	-	-	100,000	100,000
30.603.572.6350	Community Park Tennis Court Resurface	Planning	General Fund	-	-	-	-	-	-	13,360
30.603.572.6361	Community Park Playground Surface Resealing	Construction	General Fund	30,000	-	-	-	-	50,000	80,000
30.604.572.6000	Pool Geothermal Heater/Chiller	Construction	General Fund	-	-	-	-	-	-	100,000
30.604.572.6001	Pool and Fountain Resurfacing	Construction	General Fund	15,000	-	-	-	-	-	80,000
30.604.572.6023	Pool Roof Replacement	Construction	General Fund	20,000	-	-	-	-	-	70,000

**CAPITAL IMPROVEMENT PLAN**

**Fiscal Year 2022-2023**

Account	Project Description	Project Phase	Funding/ Revenue Source	Fiscal Year 2022-2023	Fiscal Year 2023-2024	Fiscal Year 2024-2025	Fiscal Year 2025-2026	Fiscal Year 2026-2027	Fiscal Years 2027-2028 to 2031-2032	Total Ten Year Plan
30.604.572.6024	Pool Family Restroom	Design	Park Impact Fees	-	-	-	-	-	-	100,000
30.605.572.6009	Riverside Park Sealcoating and Stop Replacements on Parking Lot	Construction	General Fund	-	-	-	-	-	-	28,912
30.605.572.6010	Riverside Park Lighting to LED	Planning	General Fund	-	-	-	-	-	-	18,000
30.605.572.6013	Bandshell Sidewalk/brick paver and flag pole holder replacement	Construction	General Fund	-	-	-	-	-	-	36,009
30.605.572.6205	Bandshell Renovations & Updates	Construction	General Fund	75,000	200,000	-	-	-	500,000	775,000
30.605.572.6351	Depot Park Playground Expansion	Design	General Fund	150,000	-	-	-	-	3,000,000	3,250,000
			Park Impact Fee	-	-	-	-	-	-	-
			Project Total	150,000	-	-	-	-	3,000,000	3,250,000
30.605.572.6356	Island Park Entrance Improvements	Design	Park Impact Fee	500,000	-	-	-	-	-	548,850
30.605.572.6359	Bandshell Lawn Artificial Turf	Construction	General Fund	350,000	-	-	-	-	-	350,000
30.609.572.6025	Former Community Hall & Banyan Tree Park	Planning	General Fund	500,000	500,000	500,000	1,000,000	-	2,500,000	2,500,000
			Park Impact Fee	-	-	-	-	-	1,000,000	1,000,000
			Project Total	500,000	500,000	500,000	1,000,000	-	1,000,000	3,500,000
30.610.572.6016	Dog Park Shade Structures	Construction	Park Impact Fee	-	-	-	-	-	-	14,653
30.610.572.6021	Dog Park Trail Overlay	Construction	General Fund	-	-	-	-	-	-	45,000
30.613.572.6029	Sealcoating Soccer Complex Parking	Planning	General Fund	-	-	-	-	-	-	17,000
30.615.572.6200	Liles Hotel & Plaza wall exterior painting	Design	General Fund	-	-	-	-	-	-	15,210
30.617.572.6001	Nature Place updates & Expansions	Construction	Park Impact Fee	-	-	-	-	-	250,000	250,000
30.620.572.6028	Sealcoating Soccer Marni Fields Parking	Planning	General Fund	-	-	-	-	-	-	17,000
30.620.572.6352	Marni Fields Install Water & Sewer	Design	General Fund	150,000	-	-	-	-	-	199,450
30.622.572.6362	Cullum's Bonita Trail Extension	Planning	General Fund	-	-	-	-	-	750,000	750,000
30.628.572.6001	Mayhood Park Exotics Removal	Construction	General Fund	-	-	-	-	-	-	60,250
30.629.572.6353	Oak Creek Kayak Launch	Design	General Fund	250,000	-	-	-	-	-	330,000
31.000.552.6311	Downtown Redevelopment	Construction	General Fund	-	-	-	-	-	-	95,381
31.602.572.6000	Recreation Center Expansion and Improvements	Construction	General Fund	-	200,000	-	-	-	-	200,000
			Park Impact Fees	300,000	-	-	-	-	-	300,000
			Project Total	300,000	200,000	-	-	-	-	500,000
31.603.572.6001	Community Park Improvements	Construction	General Fund	-	-	-	-	-	-	14,015
31.604.572.6000	Pool Landscaping	Planning	General Fund	-	-	-	-	-	-	36,624
31.604.572.6002	Children's Activity Pool & Family Restroom	Planning	General Fund	1,000,000	-	-	-	-	-	1,062,502
			Park Impact Fees	-	-	-	-	-	-	956,931
			Project Total	1,000,000	-	-	-	-	-	2,019,433



CAPITAL IMPROVEMENT PLAN										
Fiscal Year 2022-2023										
Account	Project Description	Project Phase	Funding/ Revenue Source	Fiscal Year 2022-2023	Fiscal Year 2023-2024	Fiscal Year 2024-2025	Fiscal Year 2025-2026	Fiscal Year 2026-2027	Fiscal Years 2027-2028 to 2031-2032	Total Ten Year Plan
31.605.572.6008	Skate Park	Construction	General Fund	95,000						365,000
			FDEP /LWCF Grant	-	-	-	-	-	-	279,849
			Park Impact Fee	-	-	-	-	-	-	600,302
			<b>Project Total</b>	<b>95,000</b>	<b>-</b>	<b>-</b>	<b>-</b>	<b>-</b>	<b>-</b>	<b>-</b>
31.610.572.6005	Additional Trails/Entrance	Construction	Park Impact Fee						7,133	
31.621.572.6007	River Prk-US 41	Complete	Grant-TDC							50,616
			Park Impact Fee	-	-	-	-	-	-	15,900
			General Fund	-	-	-	-	-	-	36,500
			<b>Project Total</b>	<b>-</b>	<b>-</b>	<b>-</b>	<b>-</b>	<b>-</b>	<b>-</b>	<b>-</b>
<b>Total Community Aesthetics Strategic Priority</b>				<b>\$ 9,580,500</b>	<b>\$ 2,475,000</b>	<b>\$ 550,000</b>	<b>\$ 1,050,000</b>	<b>\$ 50,000</b>	<b>\$ 11,650,000</b>	<b>\$ 34,174,300</b>
<b>GOVERNMENT TRANSPARENCY: INCREASE OUTREACH/ACCESSIBILITY TO CITIZENS (7th STRATEGIC PRIORITY)</b>										
30.240.513.6400	Technology Enhancements- Community Development Building Permits	Construction	Building Fee Fund	-	-	-	-	-	-	856,347
30.240.539.6354	Technology Infrastructure Planning	Planning	Grant	-	-	-	-	-	-	250,000
<b>Total Government Transparency Strategic Priority</b>				<b>\$ -</b>	<b>\$ -</b>	<b>\$ -</b>	<b>\$ -</b>	<b>\$ -</b>	<b>\$ -</b>	<b>1,106,347</b>
<b>OTHER CAPITAL PROJECTS</b>										
30.240.513.6401	Technology Equipment	Recurring	General Fund	140,000	50,000	50,000	50,000	50,000	50,000	442,137
30.240.513.6402	Back ups for Server Data	Planning	General Fund	-	-	-	-	-	-	14,811
30.270.519.4924	City Facilities Major Repairs	Construction	General Fund	1,500,000	2,500,000	1,000,000	1,000,000	1,000,000	10,000,000	17,228,869
30.270.519.4927	Security Upgrades in City Facilities	Construction	General Fund	-	-	-	-	-	-	9,578
30.270.519.4935	City Hall Generator Replacement	Planning	General Fund	100,000	-	-	-	-	-	726,560
30.270.519.4936	City Hall Sewer Lateral Repair Asphalt Overlay	Planning	General Fund	300,000	-	-	-	-	-	385,000
30.631.572.6210	Old Library	Construction	General Fund	250,000						600,000
30.270.519.6400	Vehicle Major Repairs and Replacement	Recurring	General Fund	-	-	75,000	75,000		150,000	447,782
30.270.519.6401	Elevator-City Hall	Planning	General Fund	95,000	5,000	10,000	15,000	10,000	200,000	335,000
30.402.513.6400	Cameras in Council Chambers	Construction	General Fund	-	-	-	-	-	-	1,663
30.615.572.6019	Liles Roof Replacement & Stucco Repairs	Construction	General Fund	25,000	-	-	-	-	-	112,359
30.615.572.6030	Liles Hotel/Plaza/Cottages/Dock Security Cameras	Planning	General Fund	-	-	-	-	-	-	20,316
<b>Total Other Capital Projects</b>				<b>2,410,000</b>	<b>2,555,000</b>	<b>1,135,000</b>	<b>1,140,000</b>	<b>1,060,000</b>	<b>10,400,000</b>	<b>20,324,075</b>
<b>TOTAL CAPITAL IMPROVEMENT PLAN</b>				<b>\$ 48,089,130</b>	<b>\$ 14,511,759</b>	<b>\$ 8,907,943</b>	<b>\$ 15,750,000</b>	<b>\$ 10,362,910</b>	<b>\$ 61,940,608</b>	<b>\$ 233,197,009</b>

**CAPITAL IMPROVEMENT PLAN**

**Fiscal Year 2022-2023**

Account	Project Description	Project Phase	Funding/ Revenue Source	Fiscal Year 2022-2023	Fiscal Year 2023-2024	Fiscal Year 2024-2025	Fiscal Year 2025-2026	Fiscal Year 2026-2027	Fiscal Years 2027-2028 to 2031-2032	Total Ten Year Plan
			<b>FUNDING SOURCES</b>							
			Funding/ Revenue Source	Fiscal Year 2022-2023	Fiscal Year 2023-2024	Fiscal Year 2024-2025	Fiscal Year 2025-2026	Fiscal Year 2026-2027	Fiscal Years 2027-2028 to 2031-2032	Total Ten Year Plan
			General Fund	13,181,410	10,901,929	4,909,618	6,900,000	2,949,235	23,400,000	81,717,330
			Gas Tax	1,100,000	803,990	728,990	675,000	750,000	3,994,940	11,186,585
			Grants	22,133,197	200,000	300,000	300,000	-	1,500,000	52,914,042
			Road Impact Fee	7,774,523	2,205,840	2,969,335	7,875,000	6,663,675	30,795,668	76,912,834
			Park Impact Fee	1,100,000	400,000	-	-	-	2,250,000	6,809,871
			Stormwater Fee	2,800,000	-	-	-	-	-	2,800,000
			Building Fees	-	-	-	-	-	-	856,347
			<b>TOTAL</b>	<b>\$ 48,089,130</b>	<b>\$ 14,511,759</b>	<b>\$ 8,907,943</b>	<b>\$ 15,750,000</b>	<b>\$ 10,362,910</b>	<b>\$ 61,940,608</b>	<b>\$ 233,197,009</b>
						<b>Year 1 to 5 Budgeted Expenditures</b>			<b>\$ 97,621,742</b>	