

# *Come Alive in Downtown Bonita*



Photo reprinted with permission from The News-Press Media Group



**FISCAL YEAR 2012/13**

*Annual Budget*

# *City of Bonita Springs, Florida*

## **Annual Operating and Capital Improvement Budget Fiscal Year 2012-2013**



**MAYOR  
Ben L. Nelson, Jr.**

**CITY COUNCIL  
Stephen McIntosh, District 1  
Janet Martin, District 2  
Steven Slachta, District 3  
Peter Simmons, District 4  
Martha Simons, District 5  
Bill Lonkart, District 6**

Prepared by the City of Bonita Springs Staff under the direction of:

**Carl L. Schwing, City Manager  
John Gucciardo, Assistant City Manger  
Lisa Griggs Pace, CPA, Finance Director  
Tarah Delashmet, Supervising Accountant  
Terri Rothe, Senior Accountant  
Loren Filipek, Senior Accounting Technician  
Brenda Reetz, Contracts Administrator**

Adopted by City Council  
September 24, 2012

# District Boundaries

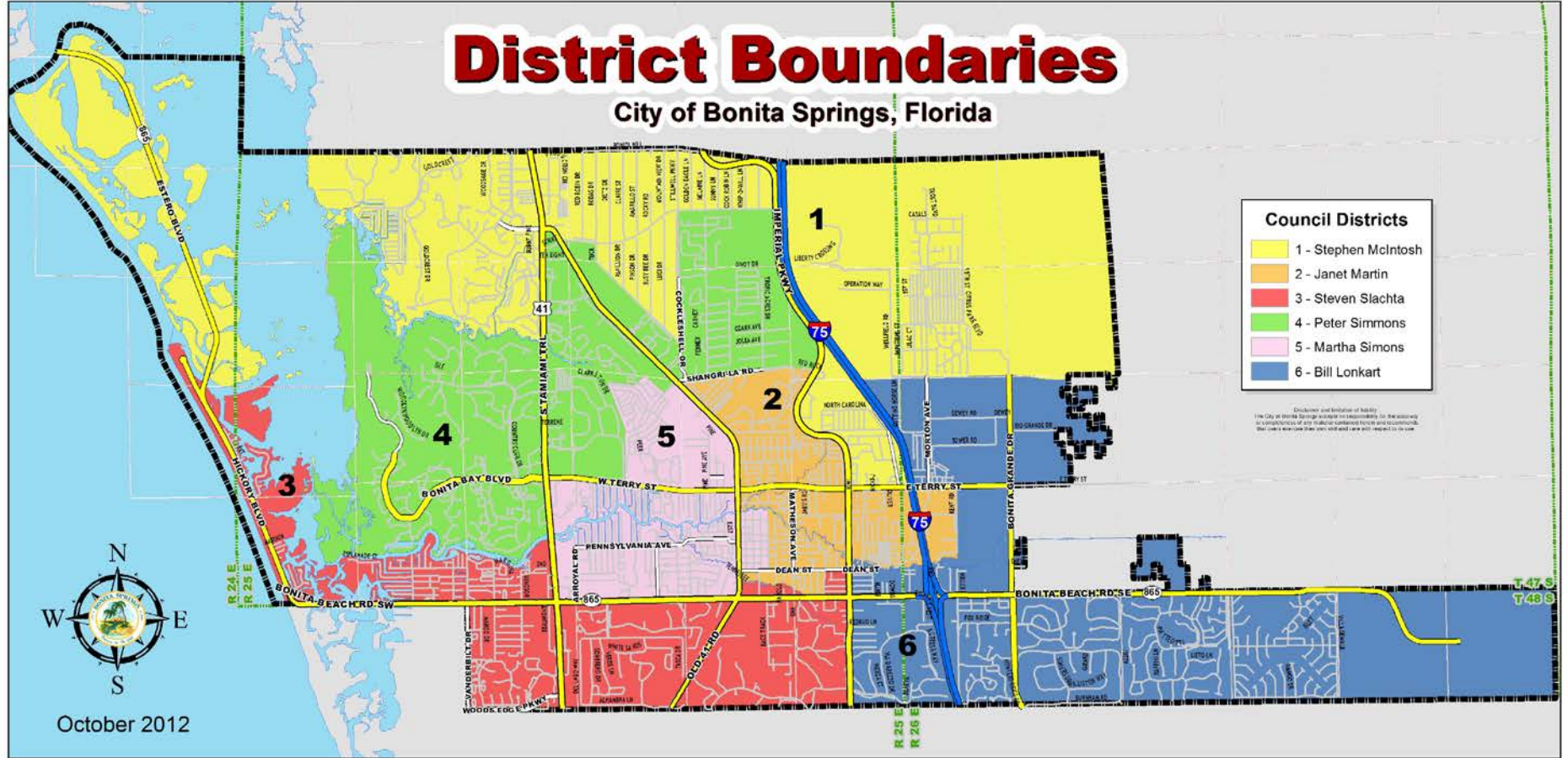
City of Bonita Springs, Florida

Council Districts	
	1 - Stephen McIntosh
	2 - Janet Martin
	3 - Steven Slachta
	4 - Peter Simmons
	5 - Martha Simons
	6 - Bill Lonkart

Disclaimer and limitation of liability:  
The City of Bonita Springs accepts no responsibility for the accuracy or completeness of any material contained herein and recommends that users consult the applicable laws and regulations to be sure.



October 2012



# *Table of Contents*

## *Introduction and Summary*

Memorandum from the City Manager .....	6
City Organizational Chart .....	19

## *Budget Summary*

Budget Highlights .....	20
Budget At A Glance.....	22
Budget Summary .....	23

## *General Fund*

General Fund Revenue Summary (Fund 00) .....	30
History, Trends and Assumptions for Significant Revenue Sources:	
Ad Valorem Taxes .....	31
Franchise Fees .....	32
Communication Services Tax .....	33
Shared State Revenues .....	34
Shared Revenue from Other Local Governments .....	35
Parks and Recreation Revenue .....	36

General Fund Expenditure Summary (Fund 00) .....	37
--	----

### General Fund Expenditure Cost Centers:

City Council Legislative (Cost Center 101.511) .....	39
City Council Physical Environment (Cost Center 101.537).....	41
City Council Economic Development (Cost Center 101.552) .....	42
City Council Special Events (Cost Center 101.574) .....	43
City Manager Executive (Cost Center 201.512).....	44
City Hall (Cost Center 201.513).....	47
Development Services (Cost Center 201.515).....	49
Public Safety (Cost Center 201.521,529) .....	51
Protective Inspections (Code Enforcement) (Cost Center 201.524).....	54
Physical Environment (Cost Center 201.537) .....	56
Public Works (Cost Center 201.541).....	59
Human Services (Cost Center 201.562) .....	63
Permitting & Development Services (Cost Center 210/211.Various).....	64
City Attorney (Cost Center 301.514).....	65
Administrative Services (Cost Center 401.513) .....	67
Human Resources (Cost Center 410.513) .....	69
Information Technologies (Cost Center 420.513) .....	71
Community Outreach (Cost Center 430.513).....	75
Finance (Cost Center 501.513).....	78
Recreation Center (Cost Center 602.572).....	82
Community Park & Ball Fields (Cost Center 603.572).....	87
Community Pool (Cost Center 604.572) .....	92
Riverside Park (Cost Center 605.572).....	95
Spring Creek Soccer Fields (Cost Center 606.572).....	99
Community Hall (Cost Center 609.572).....	100
East Terry Street Property (Cost Center 610.572).....	103

## *Table of Contents (con't)*

### General Fund (Continued)

Beach Parks (Cost Center 611.572).....	105
City Property (not otherwise listed) (Cost Center 612.572).....	107
Bonita Springs Soccer Complex (Cost Center 613.572).....	109
Kentucky Street Park (Cost Center 614.572).....	113
Liles Hotel (Cost Center 615.572).....	115
Kent Road Canoe/Kayak Launch Park (Cost Center 616.572).....	118
Bonita Nature Place (Cost Center 617.572).....	120
Windsor Road Preserve (Cost Center 618.572).....	122
Marni Fields (Cost Center 620.572).....	124
Bonita Springs River Park (Cost Center 621.572).....	127
River Trail Park (Cost Center 622.572).....	130
Carpenter Lane Canoe & Kayak (Cost Center 623.572).....	131
Non-Departmental (Cost Center 000.Various).....	132
Transfers (Cost Center 999.581).....	133

### Special Revenue Funds

Special Revenue Funds Budget Summary .....	134
Gas Tax Fund (Fund 10).....	136
History, Trends and Assumptions for Significant Revenue Sources:	
Local Option Gas Tax.....	137
Shared State Revenues.....	138
Impact Fee Fund (Fund 12).....	139
History, Trends and Assumptions for Significant Revenue Sources:	
Impact Fees.....	140
Grant Fund (Fund 13).....	141
Affordable Housing Trust Fund (Fund 15).....	142

\* Special Revenue Funds are presented for informational purposes only. The City does not legally adopt a budget for these funds.

### Debt Service Fund

Debt Service Fund (Fund 20).....	144
----------------------------------	-----

### Capital Project Funds

Capital Project Funds Budget Summary .....	146
Road Capital Project Funds (Fund 30).....	148
Other Capital Project Funds (Fund 31).....	150
Capital Improvement Plan .....	153



**Memorandum**  
**From the**  
*City of Bonita Springs*

**TO:** Mayor and City Council Members  
**FROM:** Carl L. Schwing, City Manager  
**RE:** Fiscal Year 2012-2013 Budget

---

It is my privilege to present to you the budget for the 2012-2013 fiscal year in the amount of \$23,449,170 across all funds. The City's primary operating fund, the general fund, represents \$13,749,390 (58.6%) of this total amount and has been prepared to meet the criteria of maintaining levels of service to our residents while being able to decrease the millage rate. Because taxable values, averaged across the City, decreased again this year by 2.81%, the average taxpayer may well see another decrease in their City assessed Ad Valorem Taxes (emphasis added) because of the reduction of the millage rate.

It is important for all to understand that because the City has done an excellent job to remain lean while providing the levels of service expected by our residents, the City of Bonita Springs, as a percentage of one's tax bill, historically represents only approximately 5% of the taxes paid. The majority of the balance of one's tax bill historically has gone to other taxing units, including Lee County Government (28%), the State School Board (34%), the Lee County School Board (14%) and the Fire District (14%) – totaling 90%. This certainly points to the value received from your City provided services.

The approach staff took as we prepared this budget was simple – live within our means while providing the necessary funding and staff resources to address the City Council's Strategic Plan objectives. Living within our means included not only our general operating expenditures, but transfers to other funds from the general fund for debt service. I congratulate the department managers and staff for their efforts in getting us to this budget.

We also focused, at a high level, on the reserves the City has diligently and responsibly built over the years. With that in mind, we maintained the general operating reserves at \$5 million (\$4.3 million representing four months of operating expenditures averaged over the last two fiscal years plus \$700,000 in disaster reserves).

**Fiscal Year 2012-2013 Budget**  
**Budget Memorandum**

---

In addition to ensuring that we have the appropriate amount of reserves to cover unanticipated expenditures over the five year budget projections, the City has several opportunities for large capital projects over the next few fiscal years. Those projects include a beach renourishment and the connection of Shangri La among others. Proper planning will require that we consider placing a certain level of funding into restricted reserves for projects such as these so that we can have the funds for these projects when needed. Towards this end, the projected fund balance of \$4.7 million has been designated for these capital projects. This simply means that we have allocated funds to these projects so they are designated for these projects, but no request to actually spend them is being made at this time. To provide Council the flexibility to address priorities, \$93,440 has been allocated to the general fund operating contingency. Also, staff is recommending that we appropriate our reserves which will allow Council the ability to access these dollars during the fiscal year should the need present itself.

For our readers' convenience, we have included once again this year, a table entitled "Budget at a Glance" (Page 22). Here, one will find the components of the entire budget from a 30,000 foot view. This will indicate the projected beginning and ending fund balances, as well as reserves. The net differences between the projected beginning and ending fund balances are explained in footnotes on the same page. It is our hope that this presentation assists readers in a better understanding of the budget as a whole and how the funds flow from one fund to another through transfers. It should be noted that the negative number of \$5,093,230 is a reflection of dollars being spent on capital projects and timing. While we have saved these funds in prior years, it is proposed that now is the time to spend them. Of course, these proposed expenditures are greater than the amounts of revenue we take in during any one year, resulting in a negative number. Again, all our operating expenditures, as well as our debt service transfers, are covered by our anticipated revenues in the 2012-2013 fiscal year.

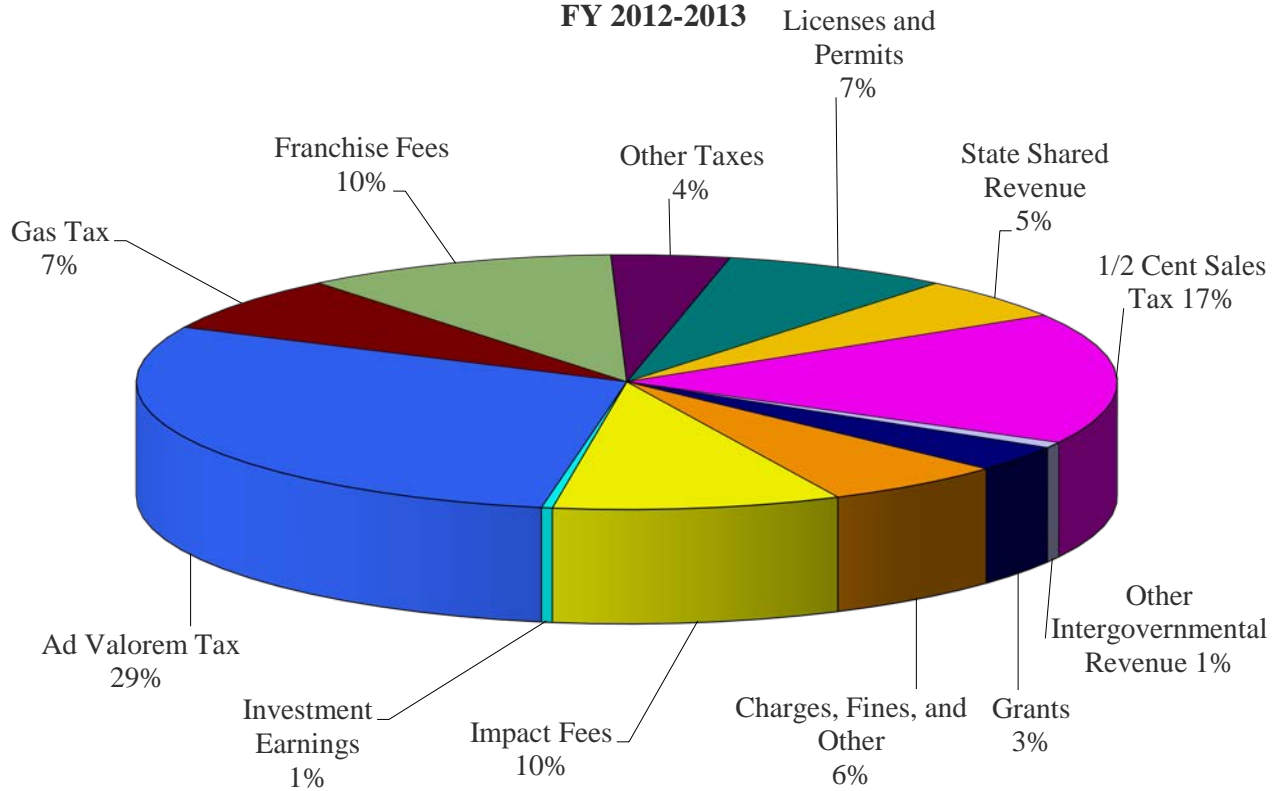
The following pages contain detail on the significant changes in the revenues and expenditures.

**Fiscal Year 2012-2013 Budget**  
**Budget Memorandum**

The following table summarizes *total revenues by source* for the city:

	Amended Budget Fiscal Year 2011-2012	Percent of Total Revenue	Budgeted Fiscal Year 2012-2013	Percent of Total Revenue	% Change Increase (Decrease)
Ad Valorem Tax	\$ 5,524,000	30%	\$ 5,375,000	29%	-2.7%
Gas Tax	1,362,000	7%	1,305,000	7%	-4.2%
Franchise Fees	1,910,000	11%	1,892,210	10%	-0.9%
Other Taxes	600,000	3%	717,000	4%	19.5%
Licenses and Permits	1,544,500	8%	1,375,000	7%	-11.0%
State Shared Revenue	1,035,000	6%	982,000	5%	-5.1%
1/2 Cent Sales Tax	3,000,000	16%	3,060,000	17%	2.0%
Other Intergovernmental Revenue	117,700	1%	134,730	1%	14.5%
Grants	588,950	3%	609,500	3%	3.5%
Charges, Fines, and Other	701,850	4%	1,099,500	6%	56.7%
Impact Fees	1,740,000	10%	1,740,000	10%	0.0%
Investment Earnings	66,000	1%	66,000	1%	0.0%
	<u>\$ 18,190,000</u>	<u>100%</u>	<u>\$ 18,355,940</u>	<u>100%</u>	<u>0.9%</u>

**Revenues by Source  
FY 2012-2013**





**Fiscal Year 2012-2013 Budget**  
**Budget Memorandum**

---

The 2012-2013 revenue is projected to increase by approximately \$165,940, 0.9%, from the prior year's amended budget. The following material changes are noted:

- Ad Valorem Tax: Our reduction in total taxable value of 2.81% was less than last year's decrease and new construction of 0.72% did little to help offset the reduction in values. With respect to setting the City's millage rate, the State allows local governments to adjust property taxes by the Per Capita Florida Personal Income growth rate which this year is 4.47%, calculated from the prior year maximum rate with a majority vote. The majority vote maximum millage rate as outlined in the Florida Statutes 200.165(5) is 1.3502 and the maximum millage rate for a two-thirds vote is 1.4852 while the rolled back rate is 0.8542. The millage rate is set at 0.8173 and will result in a reduction in property tax revenue of \$149,000 from 2011-2012 budgeted revenues. With the adoption of the lower millage rate, current law would restrict the City's recapture in a future year, excluding a unanimous or super majority vote, depending on the amount proposed. Also, it should be noted that the increase in the homestead valuation is limited to 3%.
- Communication Services Tax: As a result of projected current year collections, we anticipate an increase of \$106,000.
- License and Permits: Significant fees were collected in 2011-2012 for an assisted living facility, because these fees are not repetitive, a decrease of \$169,500 is expected.
- ½ Cent Sales Tax: Based upon positive collection trends, we have a budgeted increase of \$60,000 from the prior year amended budget.
- Fines and Forfeitures: An increase of \$131,000 is expected as a result of increase in collection of code enforcement fines.
- Impact Fees: While difficult to predict, we have seen some stabilization in the collection of impact fees in the past several fiscal years. The City is expected to receive \$1,840,000 in 2011-2012. We anticipate that collections will hold steady in 2012-2013 to the amended budget amount of \$1,740,000.

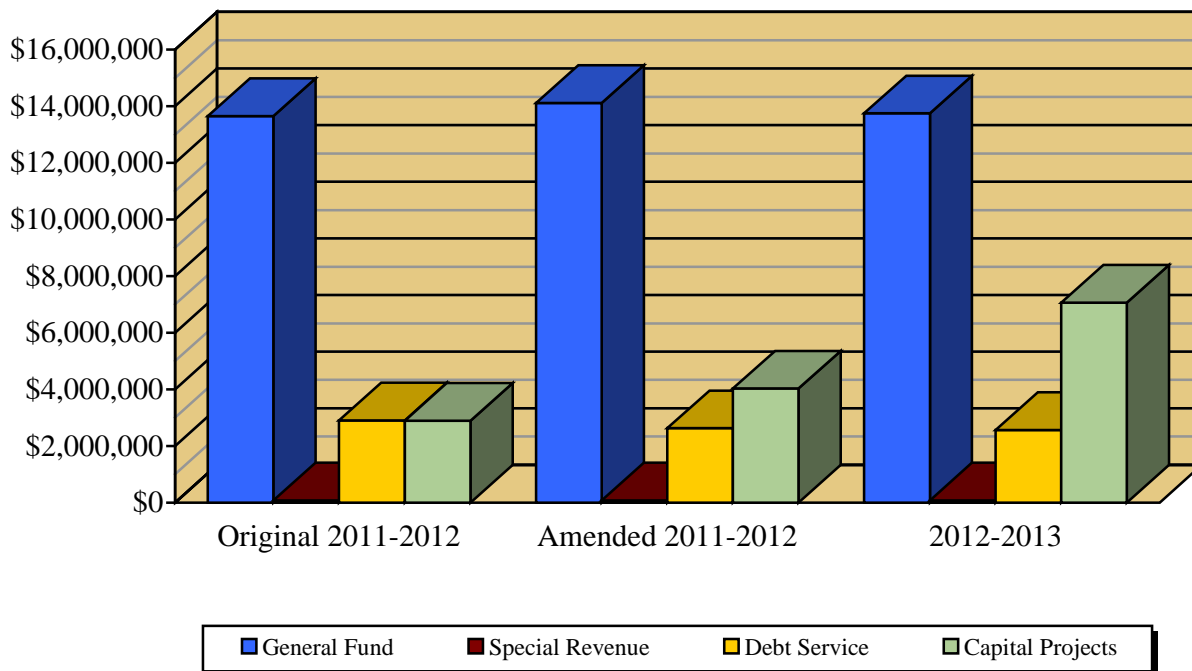
## Fiscal Year 2012-2013 Budget

### Budget Memorandum

The 2012-2013 City of Bonita Springs budget totals \$23,449,170 which is a \$2,606,560 increase, 12.5%, from the amended 2011-2012 budget and is reflective of the proposed capital projects. The proposed general fund budget totals \$13,749,390, which is a \$369,170 decrease, 2.6%, from the amended 2011-2012 budget. The following table summarizes *budgeted expenditures by fund type*:

	Original Budget Fiscal Year 2011-2012	Amended Budget Fiscal Year 2011-2012	Budgeted Fiscal Year 2012-2013	% Change Increase (Decrease)
General Fund	\$ 13,655,920	\$ 14,118,560	\$ 13,749,390	-2.6%
Special Revenue	74,280	74,280	74,430	0.2%
Debt Service	2,899,900	2,624,800	2,560,350	-2.5%
Capital Projects	2,890,070	4,024,970	7,065,000	75.5%
Total Budgeted Expenditures	\$ 19,520,170	\$ 20,842,610	\$ 23,449,170	12.5%

### Expenditures by Fund

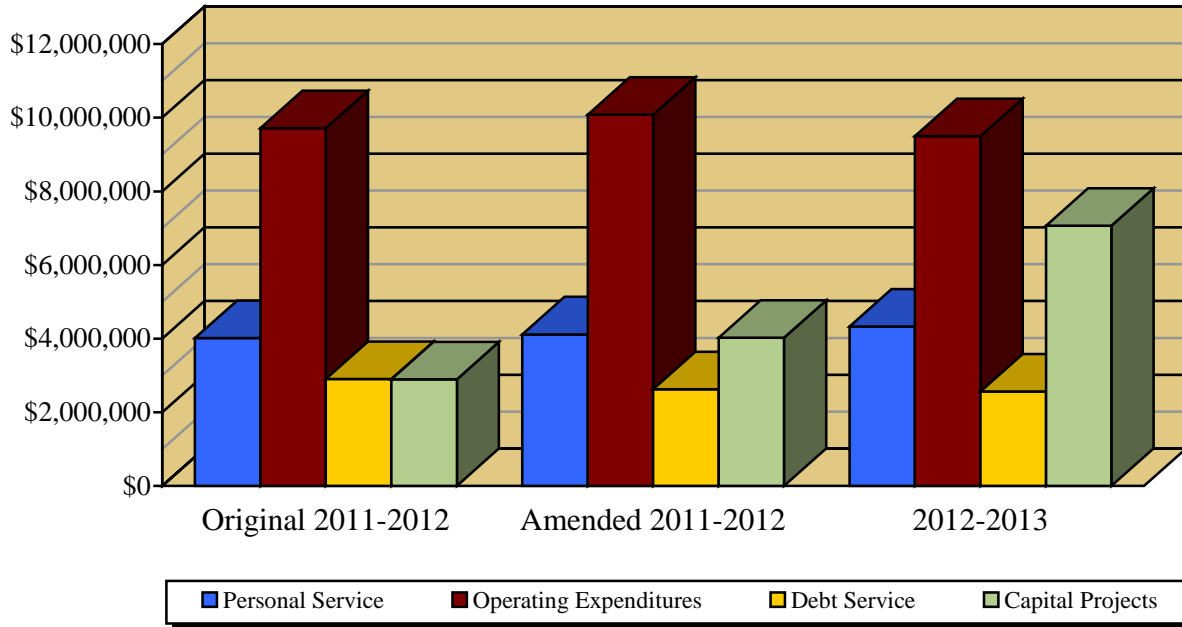


**Fiscal Year 2012-2013 Budget**  
**Budget Memorandum**

The following summarizes the changes in *budgeted expenditures by function*:

	Original Budget Fiscal Year 2011-2012	Amended Budget Fiscal Year 2011-2012	Budgeted Fiscal Year 2012-2013	% Change Increase (Decrease)
Personal Service	\$ 4,014,100	\$ 4,114,840	\$ 4,327,200	5.2%
Operating Expenditures & Capital Outlay	9,716,100	10,078,000	9,496,620	-5.8%
Debt Service	2,899,900	2,624,800	2,560,350	-2.5%
Capital Projects	2,890,070	4,024,970	7,065,000	75.5%
Total Budgeted Expenditures	<u>\$ 19,520,170</u>	<u>\$ 20,842,610</u>	<u>\$ 23,449,170</u>	<u>12.5%</u>
Appropriated Reserves	<u>\$ 11,089,940</u>	<u>\$ 8,997,600</u>	<u>\$ 9,756,380</u>	<u>8.4%</u>

**Expenditures by Function**



**Fiscal Year 2012-2013 Budget**  
Budget Memorandum

---

- General Fund Total Operating Expenditures decreased \$369,170. The following material changes are noted:
  - Pg 42** Economic Development: an increase of \$75,000 is budgeted as a result of the Strategic Plan which ranked economic development as the second highest objective;
  - Pg 43** Special Events: a net increase of \$31,182 related to the addition of the Fall Festival event and enhancements to existing events;
  - Pgs 44-46** City Manager: the net decrease of \$101,430 is mainly the result of a staff transfer to the Development Services cost center (201.515);
  - Pgs 47-48** City Hall: the net decrease of \$50,900 is related to the transfer of several line items to the Non-Department cost center (000.5xx);
  - Pgs 49-50** Development Services: the net increase of \$173,390 is primarily the result of a staff transfer from the City Manager cost center (201.512) and the increase in consultant services necessary to update the Land Development Code;
  - Pgs 59-62** Public Works: the net decrease of \$110,320 is principally the result of the transfer of staff to the Recreation Center cost center (602.572), an additional staff request for a Project Manager with an estimated cost of \$76,930 and the completion of the Stormwater Master plan;
  - Pg 64** Building Permits and Development/Zoning: the net decrease of \$280,100 is primarily the result of a \$200,000 staff negotiated reduction in contractual fees for Development/Zoning services and a decrease of \$89,800 is the result of the prior year completion of the implementation of a new software system;
  - Pgs 67-68** Administrative Services: the net decrease of \$241,930 is primarily the result of the staff and contractual services transfer to the newly created Community Outreach cost center (430.513) and elimination of elections costs as it is not an election year;
  - Pgs 71-74** Information Technologies: a net increase of \$2,890 is largely the result of the transfer of contractual services totaling \$46,320 to the newly created Community Outreach cost center (430.513), the addition of a part time staff member needed to help with assigned duties at an estimated cost of \$27,000 and an increase of \$15,000 related to the postponement of the upgraded phone system and various information technology needs;
  - Pgs 75-77** Community Outreach: a net increase of \$210,950 as the result of the transfer of costs to this newly created cost center from both the Administrative Services (401.513) and the Information Technologies (420.513) cost centers and includes a \$10,000 increase requested to upgrade to the Government Access Channel;
  - Pgs 82-86** Recreation Center: the net increase of \$266,890 is primarily related to the transfer of staff from the Public Works cost center (201.541) and capital outlay to include a new roof and windows in the Recreation Center and new flooring in the Old Recreation Center;
  - Pgs 87-91** Community Park & Ball Fields: the net increase of \$22,400 is mostly related to batting cage lighting, new tee pads and signage for the Disc Golf Course and a debris blower;

**Fiscal Year 2012-2013 Budget**  
**Budget Memorandum**

---

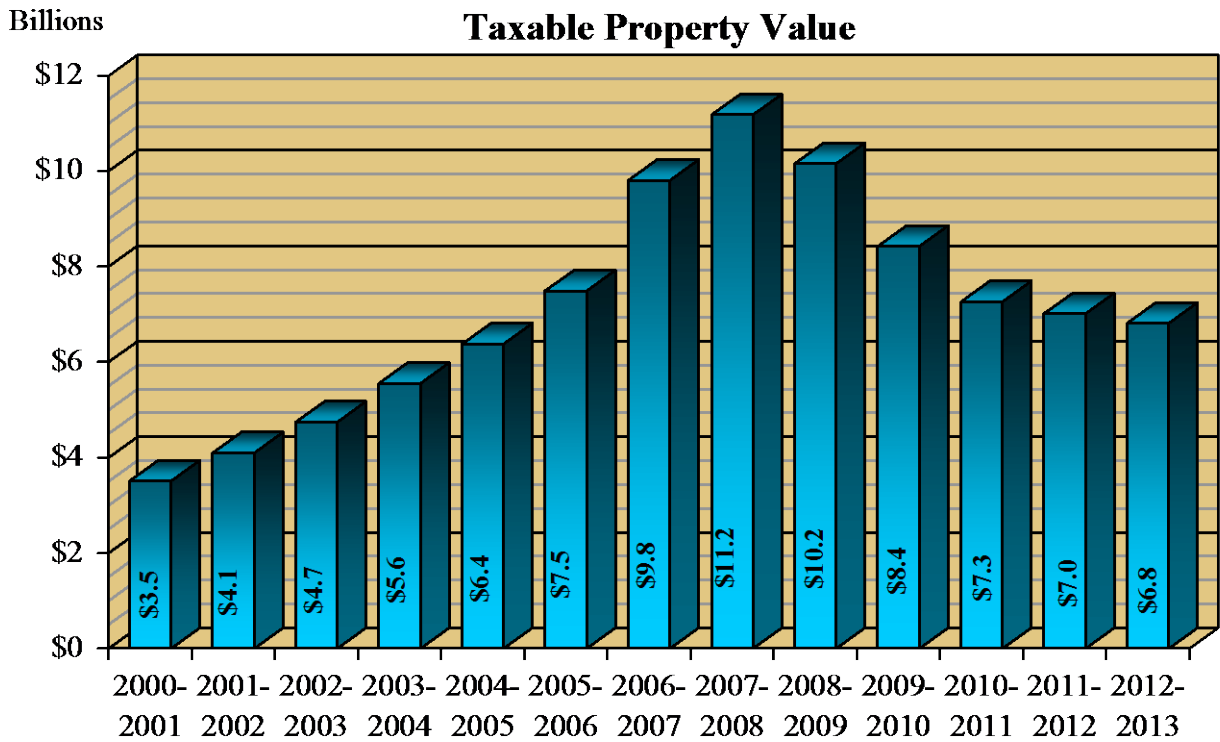
- Pgs 92-94** Community Pool: a net increase of \$20,450 is primarily related to the replacement of the pool pump and the purchase of a new pool cover;
- Pgs 95-98** Riverside Park: the net increase of \$23,900 is primarily related to increased maintenance costs and the purchase of a security system;
- Pgs 100-102** Community Hall: a net increase of \$10,300 is primarily related to the replacement of doors;
- Pgs 107-108** City Property (not otherwise listed): a net decrease of \$15,900 is the result of the transfer of costs to the Non-Departmental cost center (000.5xx);
- Pgs 109-112** Bonita Springs Soccer Complex: a net increase of \$49,470 is mainly related to the replacement of the Reel mower (which will also be used at Marni and Community Park Ball Fields) and the replacement of the existing fencing with eight foot fencing;
- Pgs 115-117** Liles Hotel: a net increase of \$1,800 is mostly attributable to the reception remodel;
- Pgs 124-126** Marni Fields: a net increase of \$4,400 is primarily related to the purchase of a gas powered utility cart;
- Pg 132** Non-Departmental: a net decrease of \$372,110 is the result of a \$460,960 reduction in the general fund operating contingency line item and the transfer of costs from both City Hall (201.513) and City Property (612.572) cost centers.

The following Personal Services items are related to all cost centers containing employees:

- Pay for Performance: Staff is proposing the implementation of a program which will provide the potential for additional compensation to employees based upon performance evaluations and \$62,000 has been budgeted with an anticipated implementation date of April 1, 2013.
- Health & Life Insurance: Even with a projected 10% increase in insurance premiums, we are able to budget a decrease of \$7,000 as a result of City wide health insurance policy changes;

**Property Values**

The total taxable value in the City of Bonita Springs decreased 2.81% over the last year, from \$7,012,608,521 to \$6,815,592,287 while the just (market) value decreased 3.27%. This includes \$48,995,642 in new construction, a slight increase from last year. As can be seen on the table below, the City's taxable values have fallen to almost 2004-2005 levels.



**Fiscal Year 2012-2013 Budget**  
 Budget Memorandum

History of City Assessed Values, Millage Rates and Population Values are as follows:

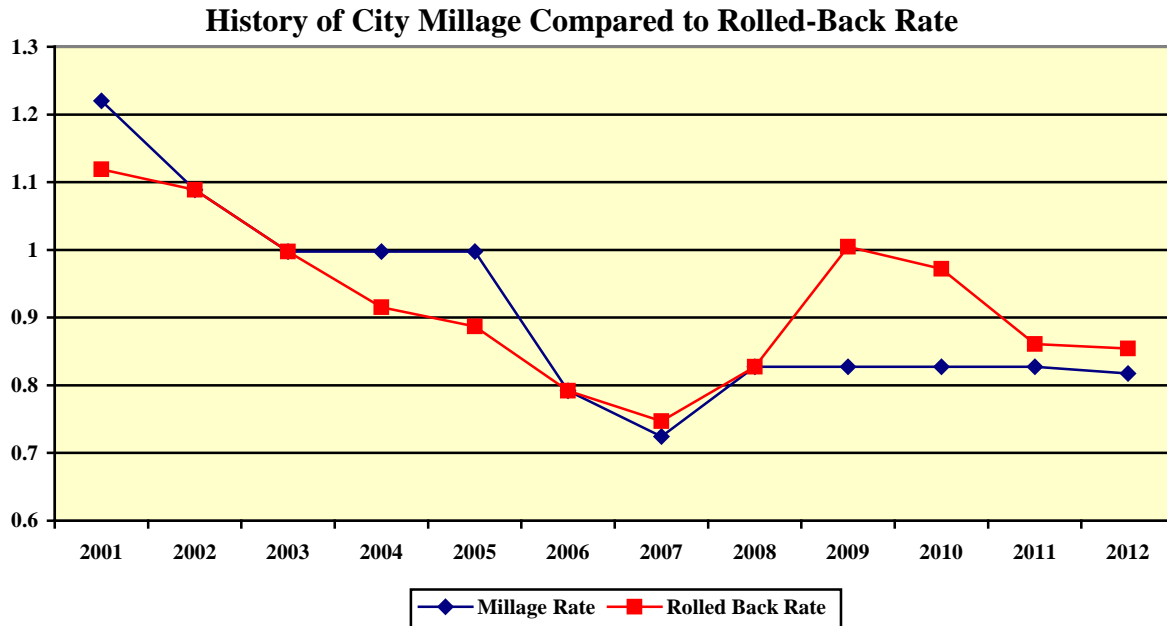
Fiscal Year	Total Assessed Valuation	Taxable Value	Ratio of Taxable Value to Total Assessed Value	Millage Rate	Taxable Value % Increase (Decrease) Over Prior Year	Population	Population % Increase Over Prior Year
00-01	3,915,414,990	3,507,462,900	90%	1.2200	N/A	32,797	N/A
01-02	4,622,070,710	4,097,563,116	89%	1.2200	17%	38,003	16%
02-03	5,458,252,847	4,744,944,467	87%	1.0885	16%	39,154	3%
03-04	6,410,236,473	5,551,234,533	87%	0.9976	17%	39,906	2%
04-05	7,456,730,830	6,381,223,660	86%	0.9976	15%	41,300	3%
05-06	8,759,151,751	7,489,532,591	86%	0.9976	17%	42,300	2%
06-07	11,856,793,266	9,803,524,786	83%	0.7919	31%	43,518	3%
07-08	13,398,927,744	11,178,534,874	83%	0.7244	14%	45,148	4%
08-09	12,148,278,014	10,154,548,924	84%	0.8273	-9%	46,675	3%
09-10	9,818,520,786	8,422,156,502	86%	0.8273	-17%	46,425	-1%
10-11	7,829,598,551	7,262,384,994	93%	0.8273	-14%	46,419	0%
11-12	7,574,695,065	7,012,608,521	93%	0.8273	-3%	44,307	-5%
12-13	7,393,689,210	6,815,592,287	92%	0.8173	-3%	44,307	0%

\* Preliminary

The tax rate equates to a real dollar payment of \$0.8173 per \$1,000 of property value and the rolled back rate is 0.8542. Therefore, if a non-homestead property had a taxable value of \$250,000 last year, at a 2.81% decrease, the new taxable value becomes \$244,125. Consequently, taxes paid to the City of Bonita Springs for tax (calendar) year 2012 will be \$200 which represents a decrease of \$7 from the prior year.

**Fiscal Year 2012-2013 Budget**  
 Budget Memorandum

The following table shows millage rates adopted by the City and roll back rates for prior years.



It should be noted that in areas where the red line is above the blue line (2009-2012), this represents tax decreases to our residents.

The following schedule represents the amount of taxes based upon a \$250,000 taxable home value with a homestead exemption of \$50,000 and does not include any special assessments:

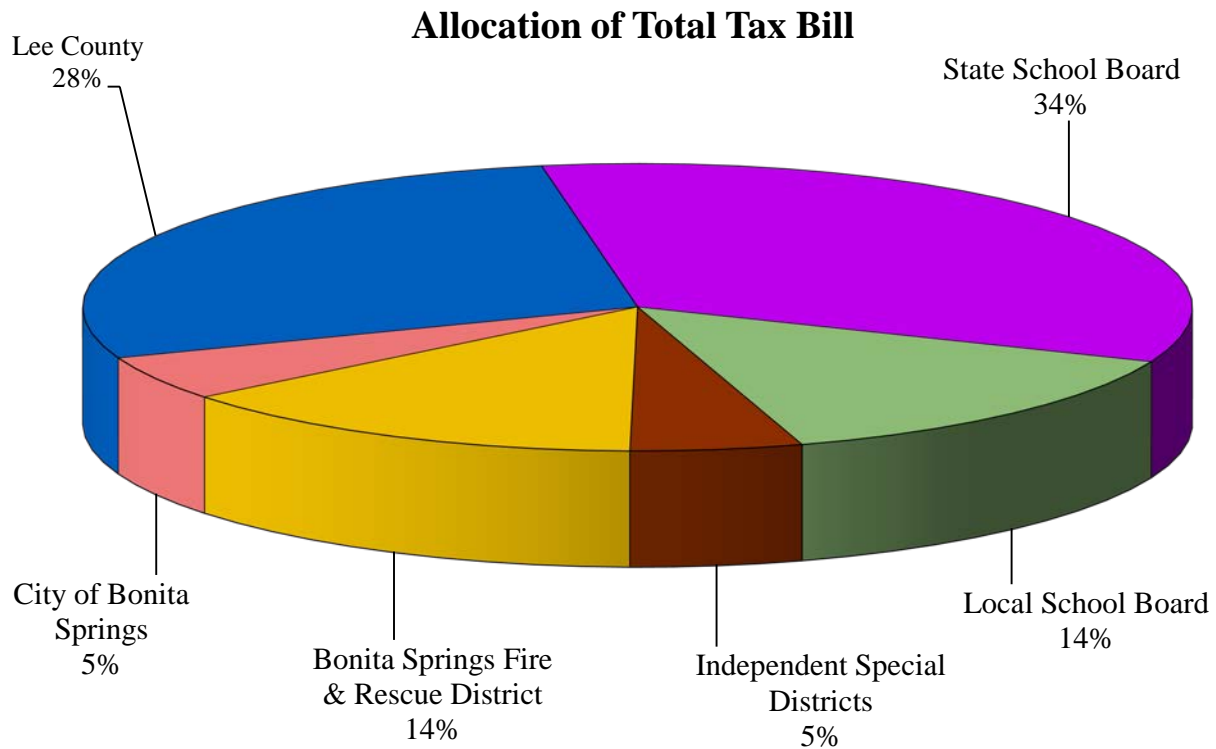
Taxing Authority	2011 Millage Rate	2012 Millage Rate	% of Total	Amount Levied
Lee County General Revenue	3.6506	3.6506	23.00%	\$ 730.12
Lee County Capital Imp (Conservation 20/20)	0.5000	0.5000	3.15%	\$ 100.00
Lee County Library	0.3541	0.3541	2.23%	\$ 70.82
Local School	2.2480	2.2480	14.16%	\$ 505.80
State School	5.6060	5.3360	33.62%	\$ 1,200.60
Bonita Springs Fire & Rescue District	2.2353	2.2353	14.09%	\$ 558.83
Mosquito Control	0.2388	0.2300	1.45%	\$ 57.50
Hyacinth Control	0.0310	0.0298	0.19%	\$ 7.45
South Florida Water Mgmt District (SFWMD)	0.3739	0.3676	2.32%	\$ 73.52
SFWMD-Everglades Restoration	0.0624	0.0613	0.39%	\$ 12.26
West Coast Inland Navigation District	0.0394	0.0394	0.25%	\$ 7.88
City of Bonita Springs	<u>0.8273</u>	<u>0.8173</u>	<u>5.15%</u>	<u>\$ 163.46</u>
	<u>16.1668</u>	<u>15.8694</u>	<u>100.00%</u>	<u>\$ 3,488.24</u>



**Fiscal Year 2012-2013 Budget**  
**Budget Memorandum**

---

The millage rate of 0.8173 mills is 5% of the City of Bonita Springs property owners' total tax bill. The following chart reflects the millage assessed by the other taxing authorities for the City, the percentage of the total tax bill represented by the millage, and the cost to the taxpayer for a \$250,000 home with \$50,000 of homestead exemptions.



Note that the County's Unincorporated Municipal Service Taxing District millage and All Hazards millage for unincorporated Lee County is 0.8398 and 0.0693 respectively, totaling 0.9091 mills. These are taxes that are not paid by City of Bonita Springs' property owners. Consequently, with the tax rate of 0.8173 mills, a City property owner will save 0.0918 mills by being located within the City limits, or \$18.36 on a \$250,000 home with a \$50,000 homestead exemption.

**Fiscal Year 2012-2013 Budget**  
Budget Memorandum

---


Conclusion:

I want to once again thank our staff members, especially our Finance Director and her staff, for their outstanding efforts in the creation of this budget. It is indeed my pleasure to work with this group of professionals who are clearly dedicated, day in and day out, to providing quality services to our residents.

I firmly believe that this budget is both responsive and responsible. It is responsive to the service requirements of our citizens and responsible in recognizing changes in the economic climate and subsequent availability of resources.

As always, should you have questions regarding this, please do not hesitate to contact me.

Sincerely,

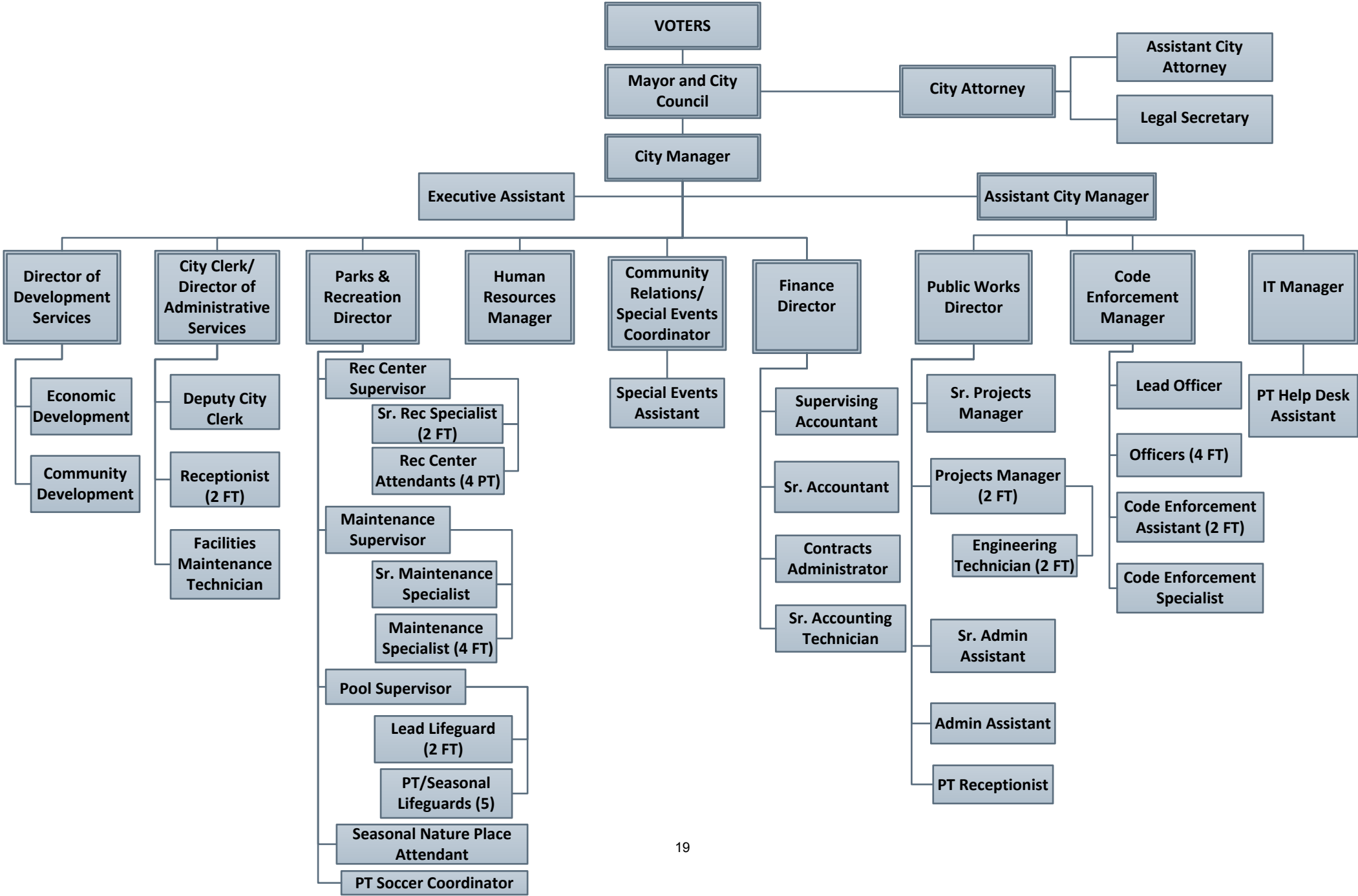


---

Carl L. Schwing, City Manager

# *City of Bonita Springs, Florida*

## *Organizational Chart - Fiscal Year 2012-2013*



*City of Bonita Springs, Florida*

**Fiscal Year 2012-2013**

*Budget Highlights*

Summarized below are the changes in *Expenditures by Fund Type* between fiscal year 2010-2011, 2011-2012 and 2012-2013:

	Actual Fiscal Year 2010-2011	Amended Budget Fiscal Year 2011-2012	% of Total	Expected Fiscal Year 2011-2012	Requested Budgeted Fiscal Year 2012-2013	% of Total	Budgeted Net Change Fiscal Year 2012-2013	% Change
General Fund	\$ 13,259,861	\$ 14,118,560	67.7%	\$ 13,452,210	\$ 13,749,390	58.6%	\$ (369,170)	-2.6%
Special Revenue	69,976	74,280	0.4%	74,428	74,430	0.4%	150	0.2%
Debt Service	2,899,441	2,624,800	12.6%	2,624,667	2,560,350	10.9%	(64,450)	-2.5%
Capital Projects	3,151,091	4,024,970	19.3%	3,276,469	7,065,000	30.1%	3,040,030	75.5%
	<u>\$ 19,380,369</u>	<u>\$ 20,842,610</u>	<u>100.0%</u>	<u>\$ 19,427,774</u>	<u>\$ 23,449,170</u>	<u>100.0%</u>	<u>\$ 2,606,560</u>	<u>12.5%</u>

The following table provides a summary of the operating expenditures and reserves for the General Fund:

Appropriations	\$ 13,259,861	\$ 14,118,560		\$ 13,452,210	\$ 13,749,390
Reserves:					
Undesignated	5,738,796	3,771,080		5,245,000	2,371,620
Operating & Disaster Reserves	<u>5,000,000</u>	<u>5,000,000</u>		<u>5,000,000</u>	<u>5,000,000</u>
	<u>\$ 23,998,657</u>	<u>\$ 22,889,640</u>		<u>\$ 23,697,210</u>	<u>\$ 21,121,010</u>

Of the \$23.5 million budgeted expenditures, approximately \$5.1 million is funded by prior year surplus. The largest funding source is Ad Valorem Taxes at \$5.4 million or 29% of current year revenue. The following schedule represents a summary of total operating revenues by category:

	Actual Fiscal Year 2010-2011	Amended Budget Fiscal Year 2011-2012	% of Total	Expected Fiscal Year 2011-2012	Budgeted Fiscal Year 2012-2013	% of Total	Budgeted Net Change Fiscal Year 2012-2013	% Change
Ad Valorem Tax	\$ 5,783,761	\$ 5,524,000	30.4%	\$ 5,581,000	\$ 5,375,000	29.3%	\$ (149,000)	-2.7%
Gas Tax	1,347,417	1,362,000	7.5%	1,330,000	1,305,000 *	7.1%	(57,000)	-4.2%
Franchise Fees	2,042,564	1,910,000	10.5%	1,943,000	1,892,210	10.3%	(17,790)	-0.9%
Communication Svcs Tax	729,487	566,000	3.1%	770,000	672,000	3.7%	106,000	18.7%
Other Taxes	46,771	34,000	0.2%	45,000	45,000	0.2%	11,000	32.4%
Licenses and Permits	1,232,928	1,544,500	8.5%	1,575,000	1,375,000	7.5%	(169,500)	-11.0%
State Shared Revenue	921,481	1,035,000	5.6%	1,000,000	982,000 *	5.3%	(53,000)	-5.1%
1/2 Cent Sales Tax	2,991,789	3,000,000	16.5%	3,030,000	3,060,000	16.7%	60,000	2.0%
Other Intergovernmental Revenue	135,026	117,700	0.6%	130,600	134,730 *	0.7%	17,030	14.5%
Grants	822,206	588,950	3.2%	342,011	609,500 *	3.3%	20,550	3.5%
Charges for Service	395,019	377,850	2.1%	408,300	421,500	2.3%	43,650	11.6%
Fines and Forfeitures	462,246	230,000	1.3%	421,000	361,000	2.0%	131,000	57.0%
Impact Fees	1,662,159	1,740,000	9.6%	1,840,000	1,740,000 *	9.5%	-	0.0%
Investment Earnings	75,731	66,000	0.4%	66,000	66,000	0.4%	-	0.0%
Other Revenue	82,838	94,000	0.5%	89,000	317,000	1.7%	223,000	237.2%
<i>Total Revenues</i>	<u>18,731,423</u>	<u>18,190,000</u>	<u>100.0%</u>	<u>18,570,911</u>	<u>18,355,940</u>	<u>100.0%</u>	<u>165,940</u>	<u>0.9%</u>
Transfers from Other Funds	6,094,365	6,739,010		5,866,958	8,361,230		1,622,220	24.1%
Appropriated prior year surplus	<u>14,786,596</u>	<u>11,650,210</u>		<u>11,650,210</u>	<u>14,849,610</u>		<u>3,199,400</u>	<u>27.5%</u>
<b>Total Sources of Funds</b>	<u>\$ 39,612,384</u>	<u>\$ 36,579,220</u>		<u>\$ 36,088,079</u>	<u>\$ 41,566,780</u>		<u>\$ 4,987,560</u>	<u>13.6%</u>

\* Included in the categories above is revenue restricted for use on roads, parks and other projects. The City's restricted revenue totals \$3.9 million (21% of total revenues) and is included in the above amounts as follows: Gas Tax of \$1,305,000, Intergovernmental Revenue of \$262,000 (5% of the total intergovernmental revenue), Impact Fees of \$1,740,000 and Grants of \$609,500.

*City of Bonita Springs, Florida*  
**Fiscal Year 2012-2013**  
*Budget Highlights*

The following schedule represents a summary of *Expenditures by Function* :

	Actual Fiscal Year 2010-2011	Amended Budget Fiscal Year 2011-2012	% of Total	Expected Fiscal Year 2011-2012	Requested Budgeted Fiscal Year 2012-2013	% of Total	Budgeted Net Change Fiscal Year 2012-2013	% Change
General Government	\$ 4,027,540	\$ 4,911,460	23.6%	\$ 4,342,563	\$ 4,500,508	19.2%	\$ (410,952)	-8.4%
Public Safety	3,573,068	4,156,170	19.9%	4,146,428	3,791,090	16.2%	(365,080)	-8.8%
Physical Environment	308,480	490,840	2.4%	285,463	1,427,040	6.1%	936,200	190.7%
Transportation	5,892,341	6,020,550	28.9%	5,571,718	7,656,110	32.6%	1,635,560	27.2%
Economic Environment	275,269	25,000	0.1%	25,000	100,000	0.4%	75,000	300.0%
Human Services	183,136	189,210	0.9%	189,210	180,000	0.8%	(9,210)	-4.9%
Culture and Recreation	2,221,095	2,424,580	11.6%	2,242,725	3,234,072	13.8%	809,492	33.4%
Debt Service	2,899,441	2,624,800	12.6%	2,624,667	2,560,350	10.9%	(64,450)	-2.5%
<i>Total Expenditures</i>	<u>19,380,370</u>	<u>20,842,610</u>	<u>100.0%</u>	<u>19,427,774</u>	<u>23,449,170</u>	<u>100.0%</u>	<u>2,606,560</u>	<u>12.5%</u>
Transfers to Other Funds	6,094,365	6,739,010		5,866,958	8,361,230		1,622,220	24.1%
Projected Fund Balance	<u>14,137,649</u>	<u>8,997,600</u>		<u>10,793,347</u>	<u>9,756,380</u>		<u>758,780</u>	<u>8.4%</u>
<b>Total Uses of Funds</b>	<u>\$ 39,612,384</u>	<u>\$ 36,579,220</u>		<u>\$ 36,088,079</u>	<u>\$ 41,566,780</u>		<u>\$ 4,987,560</u>	<u>13.6%</u>

The following schedule represents a summary of *Expenditures by Department* :

	Actual Fiscal Year 2010-2011	Amended Budget Fiscal Year 2011-2012	% of Total	Expected Fiscal Year 2011-2012	Requested Budgeted Fiscal Year 2012-2013	% of Total	Budgeted Net Change Fiscal Year 2012-2013	% Change
City Council	\$ 621,785	\$ 595,300	2.9%	\$ 530,311	\$ 646,832	2.7%	\$ 51,532	8.7%
City Manager								
Executive	530,408	550,800	2.6%	542,914	449,370	1.9%	(101,430)	-18.4%
Community Outreach	-	-	0.0%	-	210,950	0.9%	210,950	100.0%
City Attorney	352,823	362,610	1.7%	351,152	374,840	1.6%	12,230	3.4%
Assistant City Manager								
Law Enforcement	1,622,075	1,702,250	8.2%	1,702,200	1,680,200	7.2%	(22,050)	-1.3%
Security Services	59,716	65,000	0.3%	65,000	65,000	0.3%	-	0.0%
Code Enforcement	650,851	731,240	3.5%	721,548	678,010	2.9%	(53,230)	-7.3%
Animal Control	183,136	189,210	0.9%	189,210	180,000	0.8%	(9,210)	-4.9%
Non-Departmental	387,761	762,700	3.7%	467,378	390,590	1.7%	(372,110)	-48.8%
Information Technologies	-	205,940	1.0%	163,654	208,830	0.9%	2,890	1.4%
Public Works	3,199,062	2,521,880	12.0%	2,396,601	2,411,560	10.2%	(110,320)	-4.4%
Physical Env/Natural Res	186,359	235,840	1.1%	230,463	248,540	1.1%	12,700	5.4%
City Vacant Property	24,265	28,000	0.1%	25,500	14,100	0.1%	(13,900)	-49.6%
Development Services								
Planning	14,807	68,550	0.3%	68,500	241,940	1.0%	173,390	252.9%
Building Permits-Comm Dev	1,180,836	1,589,800	7.6%	1,589,800	1,300,000	5.5%	(289,800)	-18.2%
Plan/Zoning-Comm Dev	1,565,877	1,366,300	6.6%	1,376,000	1,376,000	5.9%	9,700	0.7%
Administrative Services								
City Hall	564,771	219,460	1.1%	211,173	168,560	0.7%	(50,900)	-23.2%
City Clerk	273,680	657,990	3.2%	579,087	416,060	1.8%	(241,930)	-36.8%
Human Resources	-	84,530	0.4%	81,791	90,893	0.4%	6,363	7.5%
Finance	416,465	461,580	2.2%	456,352	472,425	2.0%	10,845	2.3%
Parks & Recreation	1,425,184	1,719,580	8.3%	1,703,576	2,124,690	9.0%	405,110	23.6%
Operating Expenditures	13,259,861	14,118,560	67.7%	13,452,210	13,749,390	58.6%	(369,170)	-2.6%
WCIND & Other Exp	69,976	74,280	0.4%	74,428	74,430	0.3%	150	0.2%
Debt Service	2,899,441	2,624,800	12.6%	2,624,667	2,560,350	10.9%	(64,450)	-2.5%
Road Capital Projects	2,518,566	3,324,270	15.9%	3,000,563	5,055,000	21.6%	1,730,730	52.1%
Park & Other Capital Projects	632,525	700,700	3.4%	275,906	2,010,000	8.6%	1,309,300	186.9%
<i>Total Expenditures</i>	<u>\$ 19,380,369</u>	<u>\$ 20,842,610</u>	<u>100.0%</u>	<u>\$ 19,427,774</u>	<u>\$ 23,449,170</u>	<u>100.0%</u>	<u>\$ 2,606,560</u>	<u>12.5%</u>

City of Bonita Springs

Fiscal Year 2012-2013

Budget At A Glance

	Projected Beginning Fund Balance	Operating & Disaster Reserves	Revenues	Transfers from Other Funds	Total Sources of Funds	Expenditures	Transfers to Other Funds	Operating & Disaster Reserves	Projected Fund Balance	Net Differences
General Fund	\$ 5,245,000	\$ 5,000,000	\$ 14,133,440	\$ -	\$ 24,378,440	\$ 13,749,390	\$ 3,257,430	\$ 5,000,000	\$ 2,371,620 <sup>1</sup>	(2,873,380) <sup>2</sup>
Special Revenue	3,604,610	-	3,922,500	35,880	7,562,990	74,430	5,103,800	-	2,384,760 <sup>3</sup>	(1,219,850) <sup>4</sup>
Debt Service	-	-	-	2,560,350	2,560,350	2,560,350	-	-	-	-
Capital Projects	<u>1,000,000</u>	<u>-</u>	<u>300,000</u>	<u>5,765,000</u>	<u>7,065,000</u>	<u>7,065,000</u>	<u>-</u>	<u>-</u>	<u>-</u>	<u>(1,000,000)</u> <sup>5</sup>
Total All Funds	<u>\$ 9,849,610</u>	<u>\$ 5,000,000</u>	<u>\$ 18,355,940</u>	<u>\$ 8,361,230</u>	<u>\$ 41,566,780</u>	<u>\$ 23,449,170</u>	<u>\$ 8,361,230</u>	<u>\$ 5,000,000</u>	<u>\$ 4,756,380</u>	<u>\$(5,093,230)</u>

<sup>1</sup> Detail for General Fund Projected Fund Balance:

Stormwater Capital Projects-Funding to FY 14-15 (Yr 3)	520,000
West Terry-Funding to Completion FY 15-16 (Yr 4)	474,861
Bonita Beach Rd-Phase III-US 41 to Old 41	1,000,000
Paving Unpaved Streets	373,499
Various Projects-Restricted Donations	<u>3,260</u>
	<u>2,371,620</u> <sup>1</sup>

<sup>2</sup> Detail for General Fund Net Differences:

Revenue less Expenditures	\$ 384,050
Debt Service for Capital Projects	<u>(384,050)</u>
	-
Less Grant & Capital Projects Funding:	
Landscape, Street Lgts, Paving & Irrigation Projects	(570,000)
Stormwater Capital Projects	(50,000)
Old 41 4 Laning-Bonita Bch Rd to Collier Cty Line	(1,000,000)
Beach Renourishment-Funding to Completion FY 12-13*	(1,166,000)
Bamboo Utilities	(35,000)
WCIND Grant Matching	(35,880)
Soccer Complex-Resod one field	<u>(16,500)</u>
	<u>(2,873,380)</u> <sup>2</sup>

<sup>3</sup> Detail for Special Revenue Projected Fund Balance:

Road Capital Projects	
Shangri-la Paving-Funding to Completion FY 13-14 (Yr 2)	700,000
West Terry-Funding to Completion FY 15-16 (Yr 4)	1,025,139
Park Capital Projects	<u>659,621</u>
	<u>2,384,760</u> <sup>3</sup>

<sup>4</sup> Detail for Special Revenue Funds Net Differences:

Revenue less Expenditures, Grants & Debt Service	3,883,950
Debt Service for Capital Projects	<u>(2,176,300)</u>
	1,707,650
Less Capital Projects Funding:	
Road Capital Projects	(2,435,000)
Park Capital Projects	<u>(492,500)</u>
	<u>(1,219,850)</u> <sup>4</sup>

<sup>5</sup> \$1,000,000 in Capital Project Net Differences is a result of a requested refund from Lee County related to the Three Oaks Parkway expansion project. The refund is budgeted to be expended on the Shangri-la Paving construction project.

\* Beach renourishment project is scheduled to be completed in fiscal year 2012-2013 and the City's portion is fully funded. Consistent with Ordinance 12-05, in fiscal year 2013-2014 funds will be reserved to provide for the next beach renourishment project anticipated in 2022-2023.

*City of Bonita Springs, Florida*

**Fiscal Year 2012-2013**

*Budget Summary*

	General Fund	Special Revenue	Debt Service	Capital Projects	Total Governmental Funds
Prior Year Surplus	\$ 10,245,000	\$ 3,604,610	\$ -	\$ 1,000,000	\$ 14,849,610
<b>Revenues</b>					
Ad Valorem Tax	5,375,000	-	-	-	5,375,000
Gas Tax	-	1,305,000	-	-	1,305,000
Franchise Fees	1,892,210	-	-	-	1,892,210
Communication Services Tax	672,000	-	-	-	672,000
Other Taxes	45,000	-	-	-	45,000
Licenses and Permits	1,375,000	-	-	-	1,375,000
Intergovernmental Revenues	3,914,730	871,500	-	-	4,786,230
Charges for Services	421,500	-	-	-	421,500
Fines and Forfeitures	361,000	-	-	-	361,000
Impact Fees	-	1,740,000	-	-	1,740,000
Investment Earnings	60,000	6,000	-	-	66,000
Other Miscellaneous Revenues	17,000	-	-	300,000	317,000
Total Revenues	<u>14,133,440</u>	<u>3,922,500</u>	<u>-</u>	<u>300,000</u>	<u>18,355,940</u>
<b>Other Financing Sources</b>					
Transfers from Other Funds	-	35,880	2,560,350	5,765,000	8,361,230
<i>Total Revenues &amp; Other Financing Sources</i>	<u>14,133,440</u>	<u>3,958,380</u>	<u>2,560,350</u>	<u>6,065,000</u>	<u>26,717,170</u>
<b>Total Sources of Funds</b>	<b><u>\$ 24,378,440</u></b>	<b><u>\$ 7,562,990</u></b>	<b><u>\$ 2,560,350</u></b>	<b><u>\$ 7,065,000</u></b>	<b><u>\$ 41,566,780</u></b>
<b>Expenditures</b>					
General Government	\$ 4,496,508	\$ 4,000	\$ -	\$ -	\$ 4,500,508
Public Safety	3,723,210	67,880	-	-	3,791,090
Physical Environment	261,040	-	-	1,166,000	1,427,040
Transportation	2,598,560	2,550	-	5,055,000	7,656,110
Economic Environment	100,000	-	-	-	100,000
Human Services	180,000	-	-	-	180,000
Culture and Recreation	2,390,072	-	-	844,000	3,234,072
Debt Service	-	-	2,560,350	-	2,560,350
Total Expenditures	<u>13,749,390</u>	<u>74,430</u>	<u>2,560,350</u>	<u>7,065,000</u>	<u>23,449,170</u>
<b>Other Financing Uses</b>					
Transfers to Other Funds	3,257,430	5,103,800	-	-	8,361,230
<i>Total Expenditures &amp; Other Financing Uses</i>	<u>17,006,820</u>	<u>5,178,230</u>	<u>2,560,350</u>	<u>7,065,000</u>	<u>31,810,400</u>
<b>Reserves</b>					
Reserved for:					
Road/Stormwater Capital Projects	2,368,360	1,725,139	-	-	4,093,499
Park Capital Projects	-	659,621	-	-	659,621
Various Projects-Restricted Donations	3,260	-	-	-	3,260
Operating Reserves	4,300,000	-	-	-	4,300,000
Disaster Reserves	700,000	-	-	-	700,000
<i>Total Reserves</i>	<u>7,371,620</u>	<u>2,384,760</u>	<u>-</u>	<u>-</u>	<u>9,756,380</u>
<b>Total Use of Funds</b>	<b><u>\$ 24,378,440</u></b>	<b><u>\$ 7,562,990</u></b>	<b><u>\$ 2,560,350</u></b>	<b><u>\$ 7,065,000</u></b>	<b><u>\$ 41,566,780</u></b>

*City of Bonita Springs, Florida*  
**Budget Fiscal Year 2012-2013**  
*The Budgeting Process*

---

## **Budget Preparation Process**

A budget is a financial plan for an entity. It includes both estimates of resources available, including revenues and fund balances/reserves, and appropriations, which are the authority to spend money for specific purposes. For the City of Bonita Springs, the budget is prepared by the City Manager and the Finance staff and adopted by the City Council after receiving public input. The steps in the City's formal budget process are established by state law, commonly known as the Truth in Millage Act, or "TRIM", and are detailed later in this section of the book.

The budget document is prepared to provide information about the City, both financial and operational, from a variety of perspectives and degrees of detail. In order to accomplish this, the document begins with an introduction section including a Memorandum from the City Manager, followed by:

1. Budget highlights, at a glance and summary, including review of current year and prior year budget data;
2. Detailed financial data, summaries and budgets, segregated by fund and division, used to account for the costs associated with specific activities and for the use of funds received from specific revenue sources. History, trends and assumptions for the City's major revenue sources are included;
3. Detailed listing of capital assets and capital outlay from operations; and
4. Capital improvement plan.

The reader will be able to understand the budget document by reviewing the Table of Contents, the Memorandum from the City Manager, and the Budget Summary section (in that order) to obtain an overall view of the budget.

## **General Budget Policy**

The City Charter requires the City Manager to present a proposed budget to City Council for the ensuing fiscal year and an accompanying message. Coordination of the budget process and preparation of the budget book has been delegated by the City Manager to the Finance staff. Each department manager is responsible for preparing a proposed budget for his/her department. The Finance department is responsible for projecting revenues and beginning available fund balances for each fund.

The financial structure is reflected in the reporting of revenues and expenditures by fund. A fund is a self-balancing set of accounts designed to track specific revenues and the uses of those revenues. Each fund is independent of all other funds.

The City's annual budget is legally adopted for the General Fund, Gas Tax Fund, Impact Fee Fund, Grant Fund, Debt Service Fund, and Capital Project Funds. The operating budget authorizing expenditures of City funds will be adopted annually at the fund level. The level of control whereby expenditures cannot legally exceed the total amount budgeted is at the department level and the annual budgets serve as the legal authorization for expenditures.



*City of Bonita Springs, Florida*  
**Budget Fiscal Year 2012-2013**  
*The Budgeting Process*

---

**General Budget Policy (continued)**

The *General Fund* is the operating fund of the City. It accounts for all financial resources, except those required to be accounted for in another fund.

The *Special Revenue Funds* account for the proceeds of specific revenue sources that are restricted or committed to expenditures for specified purposes, other than debt service or capital projects.

The *Debt Service Fund* accounts for resources that are restricted, committed or assigned to expenditure for principle, interest and related debt costs on long term debt.

The *Capital Project Funds* account for resources that are restricted, committed or assigned to expenditures for the acquisition and construction of major capital facilities, including transportation.

Budgetary reports are prepared to maintain control through fund management and are presented to the City Council on a monthly basis.

Every appropriation, except an appropriation for a capital expenditure, lapses at the close of the fiscal year to the extent that they have not been expended. An appropriation for a capital expenditure shall continue in force until expended, revised, or repealed; the purpose of any such appropriation shall be deemed abandoned if three years pass without any disbursement from or encumbrance of the appropriation.

**Budgetary Accounting**

The budgets of the City's funds are prepared on a modified accrual basis. Briefly, this means that revenues are recognized when they become measurable and available and expenditures are recorded when the services or goods are received and the related liabilities are incurred.

The City's financial statements show the status of the City's finances in accordance with "Generally Accepted Accounting Principles" (GAAP). This conforms to the way the City prepares the budgets.

The full purchase price of equipment and capital improvements are shown as expenses in the City's governmental funds, while in the City's financial statements at the entity wide level, these outlays are treated as fixed assets and depreciated in the governmental funds. At the fund financial statement level, the governmental funds record these purchases as expenditures and do not record depreciation expense.

*City of Bonita Springs, Florida*  
**Budget Fiscal Year 2012-2013**  
*The Budgeting Process*

---

**Capital Budget Preparation Process**

The City's annual budget preparation process includes the preparation of a capital improvement plan. The City is required by Chapter 163.3177 Florida Statutes to prepare the capital improvement plan as part of the comprehensive planning process.

**Budget Amendment Process**

The City Council may, by resolution, provide for the transfer of all or part of any unrestricted appropriations balance from one department to another department within the City.

**Reserve Policies**

The Operating Reserve is maintained at a level equal to four (4) months of average general fund operating expenditures for the prior two (2) fiscal years. The Disaster Reserve is set at \$700,000. The City Council may appropriate the reserves to meet revenue shortfalls in the respective funds. If reimbursement to the funds is required in any fiscal year, the City Council will appropriate the necessary funds to return the reserves to the level outlined above in the following year.

**Accounting, Auditing and Financial Reporting Policies**

An independent financial statement audit will be performed annually and the City will produce annual financial reports in accordance with Generally Accepted Accounting Principals (GAAP) as outlined by the Government Accounting Standards Board (GASB) and in full compliance with all statutory requirements.

*City of Bonita Springs, Florida*  
**Budget Fiscal Year 2012-2013**  
*The Budgeting Process*

---

**Budget Calendar – All Funds**

Key dates in the property tax cycle (latest date, where appropriate) are as follows:

- |           |   |
|-----------|---|
| May       | ◆ Budget preparation packets are delivered to department managers and proposed budgets are returned to the Finance department, including all supporting data. |
| June      | ◆ Department manager meetings with City Manager and Finance staff to review proposed budgets.   |
| July      | ◆ Budget workshop held to present proposed budget to Mayor, City Council and public.  |
| September | ◆ Two public hearings are conducted to set the tax millage rate and adopt the budget.   |
| October 1 | ◆ New fiscal year commences.  |

**Truth in Millage (TRIM)**

Florida Statutes, Chapter 200, and Truth in Millage, known as TRIM, govern the budget and property tax rate adoption process. In Florida, properties are assessed by the County Property Appraiser and are collected by the County Tax Collector. Various exemptions are available to property owners, including, but not limited to, two homestead exemptions of \$25,000 each on the principal place of residence, \$500 widow/widower exemption, \$500 disability exemption, agriculture exemptions, total exemption for the permanently disabled, total exemptions for churches and governmental property, and up to \$50,000 senior exemption for persons 65 and over based on annual household income. In addition, there is a “Save Our Homes” assessment differential that limits the increase in assessed value of a property with a homestead exemption to the lesser of the Consumer Price Index or 3% (with some exceptions). All property is assessed at one hundred percent of real value, which approximates eighty-five percent of market value.

The City is required to hold two public hearings for adoption of a property tax rate and budget. The first public hearing is advertised via the TRIM Notice, mailed by the Property Appraiser to each property owner. In addition to notification of this first public hearing, the TRIM notice contains the following information:

1. The new assessed value and the assessed value for the prior year.
2. The tax bill if the current property tax rate is levied for the new year.
3. The tax bill if the rolled-back rate is levied for the new year (the rolled-back rate is that tax rate which would derive the same amount of revenue based on the new taxable values as was raised in the prior year at the old taxable values, excluding net new taxable value. Net new taxable value consists primarily of new construction and additions).
4. The property tax bill if the proposed budget millage rate is adopted.

*City of Bonita Springs, Florida*  
**Budget Fiscal Year 2012-2013**  
*The Budgeting Process*

---

**Truth in Millage (TRIM) (continued)**

The second public hearing is advertised by means of a newspaper advertisement. Accompanying this advertisement is a summary of the revenues and expenditures contained within the budget tentatively approved at the first public hearing.

**Property Taxes**

Property taxes are levied on November 1 of each year. The County Tax Collector's office bills and collects property taxes on behalf of the City. The tax rate to finance general governmental services for the fiscal year ended September 30, 2013 is \$.8173 per \$1,000 of assessed taxable property value. Property tax revenues are recognized currently in the fiscal year for which they are levied. On April 1 of each year, unpaid taxes become delinquent and a lien is placed on the property May 1. Past due tax certificates are sold at public auction prior to June 1, and the proceeds collected are remitted to the City.

Key dates in the property tax cycle (latest date, where appropriate) are as follows:

- |                 |   |
|-----------------|---|
| July 1          | ◆ Assessment roll validated   |
| August 24       | ◆ TRIM notices are mailed to property owners  |
| September 30    | ◆ Millage resolution approved and taxes levied following certificate of assessment roll       |
| October 1       | ◆ Beginning of fiscal year for which tax is to be levied                                      |
| November 1      | ◆ Property taxes due and payable (levy date) with various discount provisions through March 1 |
| April 1         | ◆ Taxes become delinquent   |
| Prior to June 1 | ◆ Tax certificates sold by Lee County, Florida Tax Collector                                  |



*City of Bonita Springs, Florida*  
**Budget Fiscal Year 2012-2013**  
*General Fund Revenue Summary*

**Fund 00 General Fund**

Transaction/ Object #	Account Description	Actual 2010-2011	Original 2011-2012 Budget	Amended 2011-2012 Budget	Expected 2011-2012	Requested 2012-2013 Budget	Requested +/- over 2011-2012 Budget
3110000	Ad Valorem Taxes	5,783,761	5,524,000	5,524,000	5,581,000	5,375,000	(149,000)
3152000	Local Communication Services Ta	729,487	566,000	566,000	770,000	672,000	106,000
3160000	Business Tax	36,571	25,000	25,000	35,000	35,000	10,000
3190010	Pari-Mutuel License	10,200	9,000	9,000	10,000	10,000	1,000
	Taxes Total	6,560,019	6,124,000	6,124,000	6,396,000	6,092,000	(32,000)
3231000	Franchise Fees-Electricity	1,782,596	1,640,000	1,640,000	1,676,000	1,625,720	(14,280)
3234000	Franchise Fees-Gas	18,106	20,000	20,000	17,000	16,490	(3,510)
3237000	Franchise Fees-Solid Waste	241,862	250,000	250,000	250,000	250,000	-
	Franchise Fees Total	2,042,564	1,910,000	1,910,000	1,943,000	1,892,210	(17,790)
3290000	Other Permits and Fees	16,305	4,500	4,500	15,000	15,000	10,500
3293000	Rental Permits	35,700	40,000	40,000	60,000	60,000	20,000
210.3220000	Building Permits*	1,180,923	1,037,800	1,500,000	1,500,000	1,300,000	(200,000)
	Licenses & Permits Total	1,232,928	1,082,300	1,544,500	1,575,000	1,375,000	(169,500)
3351200	State Shared Revenues	656,433	720,000	720,000	720,000	720,000	-
3351400	Mobile Home Licenses	38,457	38,000	38,000	38,000	38,000	-
3351500	Alcoholic Beverage Licenses	29,667	25,000	25,000	25,000	25,000	-
3351800	Half-cent Sales Tax	2,991,789	3,000,000	3,000,000	3,030,000	3,060,000	60,000
3354900	Florida DOT Signal Maintenance	9,614	5,700	5,700	9,600	9,900	4,200
3354901	Florida DOT-US41 Light Maint	57,288	49,000	49,000	58,000	61,830	12,830
	Intergovernmental Total	3,783,248	3,837,700	3,837,700	3,880,600	3,914,730	77,030
3419010	Impact Fee Administrative Cost	74,243	72,750	72,750	100,000	85,000	12,250
3472000	Parks & Recreation Revenue	137,396	157,000	157,000	160,000	168,000	11,000
3474000	Special Events Revenue	4,721	4,600	4,600	4,800	5,000	400
3490000	Other Charges for Services	1,323	500	500	500	500	-
3491000	Governmental Access Channel	13,126	13,000	13,000	13,000	13,000	-
211.3419000	Development/Zoning Review	161,814	130,000	130,000	130,000	150,000	20,000
	Charges for Service Total	392,623	377,850	377,850	408,300	421,500	43,650
3540000	Code Enforcement Fines-Local	439,874	200,000	200,000	410,000	350,000	150,000
3590000	Fine and Forfeitures	22,372	30,000	30,000	11,000	11,000	(19,000)
	Fines & Forfeitures Total	462,246	230,000	230,000	421,000	361,000	131,000
3611000	Interest Income	68,615	60,000	60,000	60,000	60,000	-
	Interest Income Total	68,615	60,000	60,000	60,000	60,000	-
3620000	Rents and Royalties	25,446	20,000	20,000	15,000	15,000	(5,000)
210.3660000	Contributions-EnerGov	-	52,000	52,000	52,000	-	(52,000)
3699000	Other Miscellaneous Revenue	22,576	2,000	2,000	2,000	2,000	-
	Miscellaneous Revenue Total	48,022	74,000	74,000	69,000	17,000	(57,000)
		-	-	-	-	-	-
	<b>Total General Fund Revenues</b>	<b>\$ 14,590,265</b>	<b>\$ 13,695,850</b>	<b>\$ 14,158,050</b>	<b>\$ 14,752,900</b>	<b>\$ 14,133,440</b>	<b>\$ (24,610)</b>
<b>Other Financing Sources</b>							
3811300	Transfer from Grant Fund	50,000	-	-	23,760	-	-
3811500	Transfer from Affordable Housing	-	146,140	146,140	-	-	(146,140)
		-	-	-	-	-	-
	<b>Total Transfers from Other Funds</b>	<b>\$ 50,000</b>	<b>\$ 146,140</b>	<b>\$ 146,140</b>	<b>\$ 23,760</b>	<b>\$ -</b>	<b>\$ (146,140)</b>

\* Amended 2011-2012 Budget is based upon projected building fees revenue which is remitted per contract to service provider.

*City of Bonita Springs, Florida*  
**Budget Fiscal Year 2012-2013**

*Ad Valorem Taxes*

**Legal Authorization**

Florida Statutes §166.211 and §9, Art. VII of the Florida Constitution, authorizes the City of Bonita Springs, in a manner not inconsistent with general law, to levy Ad Valorem taxes on real and tangible personal property in an amount not to exceed 10 mills.

**Major Assumptions**

Our reduction in total taxable value of 2.81% was less than last year's decrease and new construction of 0.72% did little to help offset the reduction in values. In fiscal year 2012-2013, the maximum millage rate allowed by a majority vote of the governing body is 1.3502 and is based on the rolled back rate of 1.2924 and adjusted 4.47% for the change in per capita Florida personal income. A two-thirds (5 out of 7) council member vote allows for a maximum millage rate of 1.4852. These rules are outlined in Florida Statutes §200.065.

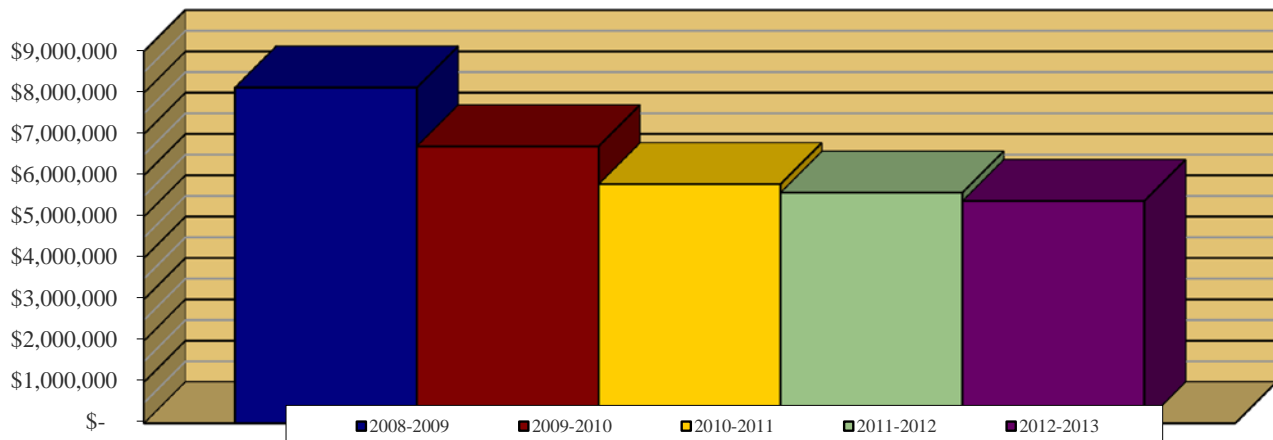
**Fee Schedule**

Resolution No. 12-xx fixed the millage rate for the City of Bonita Springs, for the tax year 2012, levying an annual tax for said year at 0.8273 mills per thousand dollars of the total assessed valuation of all real and tangible personal property liable for taxation.

**Collection History**

<u>Tax Year</u>	<u>Assessed (Just)</u>		<u>Fiscal Year</u>	<u>Millage Rate</u>	<u>% Over (Under)</u>		<u>Revenue Collected</u>
	<u>Value</u>	<u>Taxable Value</u>			<u>Rolled Back Rate</u>	<u>Rolled Back Rate</u>	
2000	3,915,414,990	3,507,462,900	2000-2001	1.2200	n/a	n/a	4,151,636
2001	4,622,070,710	4,097,563,116	2001-2002	1.2200	1.1190	9.03%	4,831,466
2002	5,458,252,847	4,744,944,467	2002-2003	1.0885	1.0885	0.00%	4,980,198
2003	6,410,236,473	5,551,234,533	2003-2004	0.9976	0.9976	0.00%	5,326,430
2004	7,456,730,830	6,381,223,660	2004-2005	0.9976	0.9152	9.00%	6,129,515
2005	8,759,151,751	7,489,532,591	2005-2006	0.9976	0.8871	12.46%	7,195,846
2006	11,856,793,266	9,803,524,786	2006-2007	0.7919	0.7919	0.00%	7,469,602
2007	13,398,927,744	11,178,534,874	2007-2008	0.7244	0.7468	-3.00%	7,804,543
2008	12,148,278,014	10,154,548,924	2008-2009	0.8273	0.8273	0.00%	8,119,851
2009	9,818,520,786	8,422,156,502	2009-2010	0.8273	1.0047	-17.66%	6,700,915
2010	7,829,598,551	7,262,384,994	2010-2011	0.8273	0.9721	-14.90%	5,783,761
2011	7,574,695,065	7,012,608,521	2011-2012	0.8273	0.8609	-3.90%	5,581,000 Est.
2012	7,393,689,210	6,815,592,287	2012-2013	0.8173	0.8542	-4.32%	5,375,000 Budg

	<u>Actual</u>	<u>Actual</u>	<u>Actual</u>	<u>Amended</u>	<u>Expected</u>	<u>Requested</u>
	<u>2008-2009</u>	<u>2009-2010</u>	<u>2010-2011</u>	<u>Budget</u>	<u>2011-2012</u>	<u>Budget</u>
	<u>2008-2009</u>	<u>2009-2010</u>	<u>2010-2011</u>	<u>2011-2012</u>	<u>2011-2012</u>	<u>2012-2013</u>
00.000.3110000 Ad Valorem Taxes	<u>\$ 8,119,851</u>	<u>\$ 6,700,915</u>	<u>\$ 5,783,761</u>	<u>\$ 5,524,000</u>	<u>\$ 5,581,000</u>	<u>\$ 5,375,000</u>



*City of Bonita Springs, Florida*  
**Budget Fiscal Year 2012-2013**

*Franchise Fees*

**Legal Authorization**

The City of Bonita Springs Ordinance Nos. 00-08 (electrical), 04-09 (gas), 02-14 (water/sewer), and 04-02 (cable) grant the non-exclusive right, privilege or franchise to construct, maintain and operate, under, upon, over and across the present or future streets for the respective services. The county's solid waste franchise fee shared with the City is pursuant to an Interlocal Agreement.

**Major Assumptions**

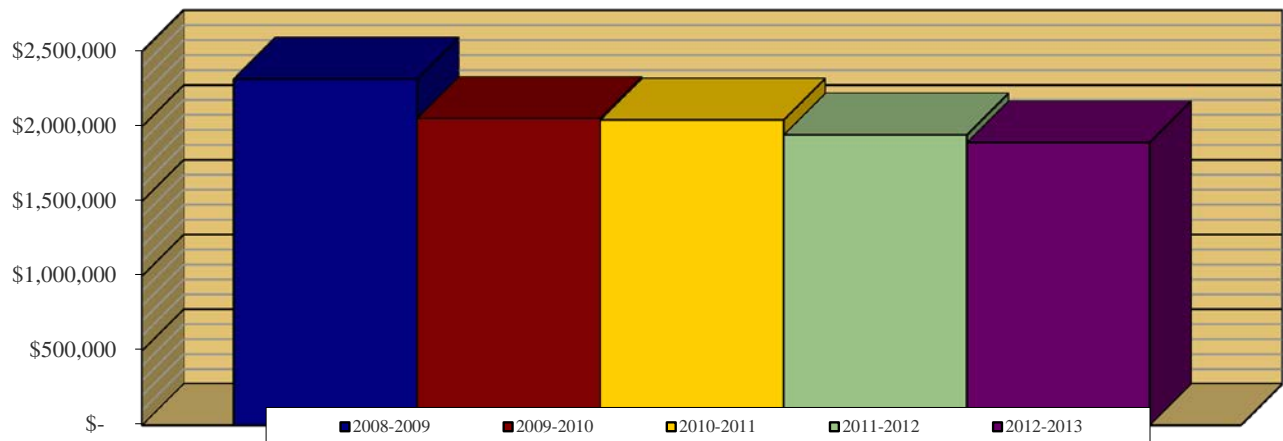
Current franchise fees are: Electrical, 3% (5% maximum); Gas, 6%; Solid Waste, set by the County. City Council has the option to increase electrical franchise fees. As Bonita Springs Utilities is operated as a not-for profit corporation, franchise fees are not to be collected on water/sewer. We have budgeted a 3% decrease in electrical, a 3% decrease in gas with solid waste projected to remain constant for the upcoming fiscal year.

**Fee Schedule**

Contained in Lee County Ordinances.

**Collection History**

	<u>Actual 2008-2009</u>	<u>Actual 2009-2010</u>	<u>Actual 2010-2011</u>	<u>Amended Budget 2011-2012</u>	<u>Expected 2011-2012</u>	<u>Requested Budget 2012-2013</u>
00.000.3231000 Electrical	1,974,467	1,782,542	1,782,596	\$ 1,640,000	\$ 1,676,000	\$ 1,625,720
00.000.3234000 Gas	34,497	25,900	18,106	20,000	17,000	16,490
00.000.3237000 Solid Waste	<u>306,764</u>	<u>244,377</u>	<u>241,862</u>	<u>250,000</u>	<u>250,000</u>	<u>250,000</u>
	<u>\$ 2,315,728</u>	<u>\$ 2,052,819</u>	<u>\$ 2,042,564</u>	<u>\$ 1,910,000</u>	<u>\$ 1,943,000</u>	<u>\$ 1,892,210</u>





*City of Bonita Springs, Florida*  
**Budget Fiscal Year 2012-2013**

*Communication Services Tax*

**Legal Authorization**

The Legislature passed the new Communication Services Tax (CST) rates in Chapter 202, Florida Statutes. The bill was passed because of evolving technology in the area of communication services. In addition, many new communication services were not being taxed creating a competitive advantage over existing or traditional communication services. The City adopted Resolution No. 01-01 to establish the rates.

**Major Assumptions**

As a result of audits of several communications services providers, the State refunded a total of \$971,000 which included a lump sum payment of \$512,000 with the balance paid over 36 months ending February 2012. Collections are expected to exceed what was budgeted in 2011-2012 and it is anticipated that this trend will continue in the coming budget year, 2012-2013.

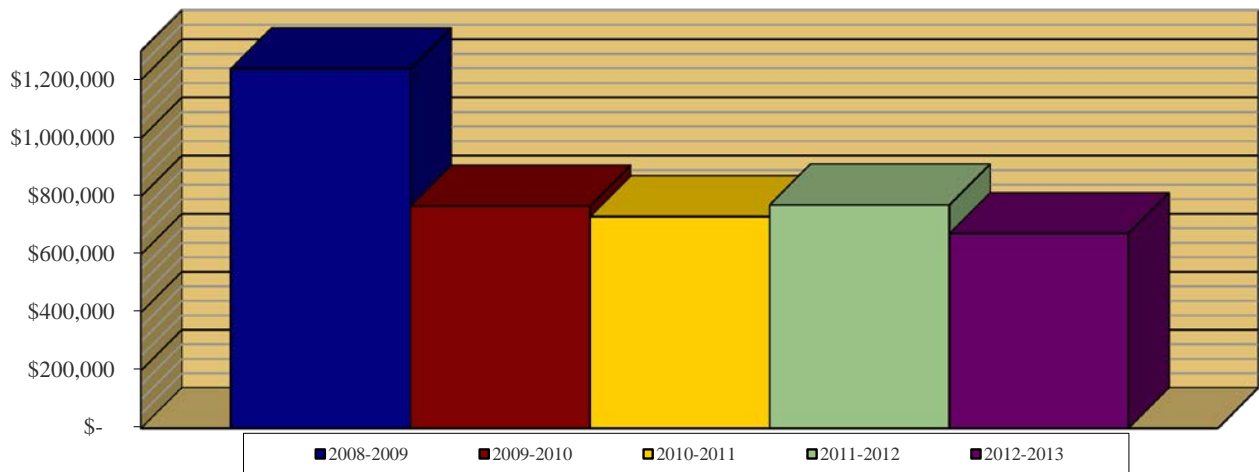
The current rate is 1.82% with a maximum of 5.22% allowed. City Council, by Florida Statutes § 202.21, can increase only upon adoption by Ordinance before September 1st of any year for an increase beginning on January 1st of the following year.

**Fee Schedule**

All payment schedules are established by Florida Statutes §202.20 and are received monthly for the prior month's collection.

**Collection History**

	Actual <u>2008-2009</u>	Actual <u>2009-2010</u>	Actual <u>2010-2011</u>	Amended Budget <u>2011-2012</u>	Expected <u>2011-2012</u>	Requested Budget <u>2012-2013</u>
00.000.3152000 Communication Services Tax	<u>\$1,238,379</u>	<u>\$ 766,405</u>	<u>\$ 729,487</u>	<u>\$ 566,000</u>	<u>\$ 770,000</u>	<u>\$ 672,000</u>



*City of Bonita Springs, Florida*  
**Budget Fiscal Year 2012-2013**

*Shared State Revenues*

**Legal Authorization**

This revenue category is comprised of a variety of fees and taxes collected by the State and distributed to municipalities based on formulas established by appropriate Florida Statutes. The Revenue Sharing apportionment for Sales Tax for municipalities is discussed in Florida Statutes § 218.245. The Cigarette Tax is levied by Florida Statutes § 210.02 and was consolidated into the State Shared Revenue Proceeds in Fiscal Year 2000-2001. Mobile Home revenue is received from state licenses imposed by Florida Statutes § 320.015; Alcoholic Beverage Licenses are in Florida Statutes § 561.342; and the Half Cent Sales Tax is in Florida Statutes § 218.61.

**Major Assumptions**

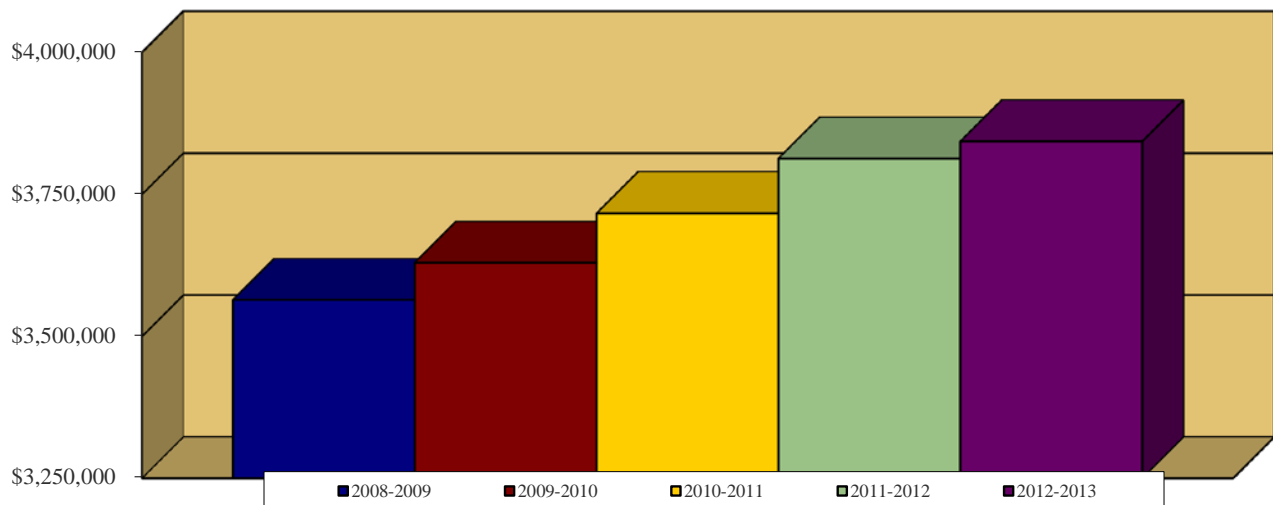
State Shared Revenues are expected to remain constant with what was budgeted in 2011-2012, with the exception of Half Cent Sales Tax. We are expecting a slight increase in Half Cent Sales Tax from 2011-2012 to 2012-2013. Revenue estimates and allocations are provided by the State.

**Fee Schedule**

All payment schedules are established by Florida Statutes and are received monthly for the prior month's collection.

**Collection History**

	<u>Actual</u> 2008-2009	<u>Actual</u> 2009-2010	<u>Actual</u> 2010-2011	<u>Amended</u> <u>Budget</u> 2011-2012	<u>Expected</u> 2011-2012	<u>Requested</u> <u>Budget</u> 2012-2013
00.000.3351200 State Shared-Sales Tax	\$ 691,443	\$ 734,630	\$ 656,433	\$ 720,000	\$ 720,000	\$ 720,000
00.000.3351400 Mobile Home License	38,090	38,700	38,457	38,000	38,000	38,000
00.000.3351500 Alcoholic Beverage Licenses	32,520	27,006	29,667	25,000	25,000	25,000
00.000.3351800 Half Cent Sales Tax	<u>2,802,022</u>	<u>2,829,118</u>	<u>2,991,789</u>	<u>3,000,000</u>	<u>3,030,000</u>	<u>3,060,000</u>
	<u>\$ 3,564,075</u>	<u>\$ 3,629,454</u>	<u>\$ 3,716,346</u>	<u>\$ 3,783,000</u>	<u>\$ 3,813,000</u>	<u>\$ 3,843,000</u>



*City of Bonita Springs, Florida*  
**Budget Fiscal Year 2012-2013**

*Shared Revenue from Other Local Governments*

**Legal Authorization**

Florida Statutes § 205.033 requires Lee County to remit a portion of all local business tax receipts issued (formerly occupational license fees) in accordance with the statutory ratio. The City of Bonita Springs has legal authority to levy its own local business tax pursuant to Florida Statutes § 205.042, but as of this time, has not opted to do so.

**Major Assumptions**

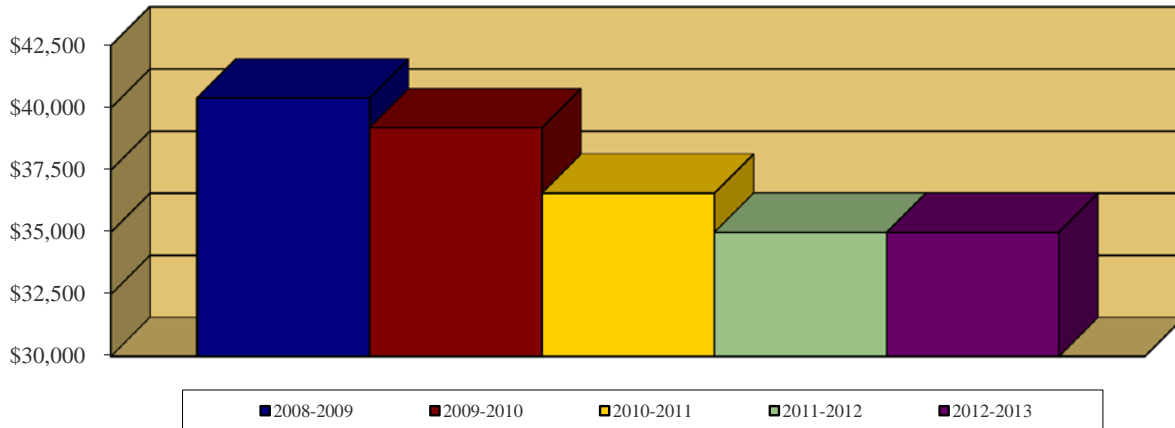
We are expecting to see a 40% increase from 2011-2012's amended budget, to what is expected. We anticipate this figure to hold steady in 2012-2013.

**Fee Schedule**

Fees are based on Lee County's Local Business Tax Receipts Ordinance.

**Collection History**

	<u>Actual</u> <u>2008-2009</u>	<u>Actual</u> <u>2009-2010</u>	<u>Actual</u> <u>2010-2011</u>	<u>Amended</u> <u>Budget</u> <u>2011-2012</u>	<u>Expected</u> <u>2011-2012</u>	<u>Requested</u> <u>Budget</u> <u>2012-2013</u>
00.000.3160000 Business Tax Receipts	<u>\$ 40,400</u>	<u>\$ 39,206</u>	<u>\$ 36,571</u>	<u>\$ 25,000</u>	<u>\$ 35,000</u>	<u>\$ 35,000</u>



*City of Bonita Springs, Florida*  
**Budget Fiscal Year 2012-2013**

*Parks and Recreation Revenue*

**Legal Authorization**

Bonita Springs Ordinance No. 01-10 authorizes the City Council to adopt fees for the use of City recreational facilities and buildings.

**Major Assumptions**

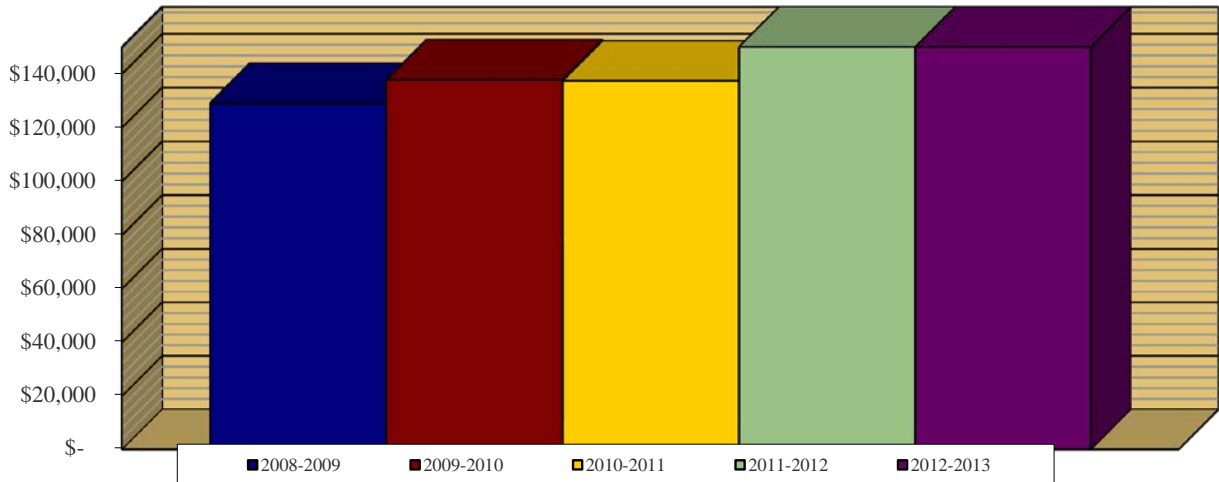
Revenue projections in this area rely heavily on prior year results. Additionally, events for the 2012-2013 budget are subject to public usage. Revenue estimates are expected to increase 5%.

**Fee Schedule**

Resolution No. 06-135 set the rates for the Recreational facilities and buildings. In September 2010, resolution 10-056 revised the Parks & Recreation rates.

**Collection History**

	<u>Actual 2008-2009</u>	<u>Actual 2009-2010</u>	<u>Actual 2010-2011</u>	<u>Amended Budget 2011-2012</u>	<u>Expected 2011-2012</u>	<u>Requested Budget 2012-2013</u>
00.000.3472000 Parks & Recreation	<u>\$ 129,194</u>	<u>\$ 137,805</u>	<u>\$ 137,396</u>	<u>\$ 157,000</u>	<u>\$ 160,000</u>	<u>\$ 168,000</u>



*City of Bonita Springs, Florida*  
**Budget Fiscal Year 2012-2013**

*General Fund Expenditure Summary*

<i>Fund 00 General Fund</i>	Actual <u>2010-2011</u>	Original 2011-2012 Budget	Amended 2011-2012 Budget	Expected <u>2011-2012</u>	Requested 2012-2013 Budget	Requested +/- over 2011-2012 Budget
Personal Services	\$ 3,999,596	\$ 4,014,100	\$ 4,114,840	\$ 4,079,504	\$ 4,327,200	\$ 212,360
Operating Expenditures	9,028,156	9,331,450	9,693,350	9,097,336	9,059,490	(633,860)
Capital Outlay	232,109	310,370	310,370	275,370	362,700	52,330
<i>Total Operating Expenditures</i>	<i>13,259,861</i>	<i>13,655,920</i>	<i>14,118,560</i>	<i>13,452,210</i>	<i>13,749,390</i>	<i>(369,170)</i>
Transfers	619,845	1,580,990	1,529,490	1,667,185	3,257,430	1,727,940
	<b><u>\$ 13,879,706</u></b>	<b><u>\$ 15,236,910</u></b>	<b><u>\$ 15,648,050</u></b>	<b><u>\$ 15,119,395</u></b>	<b><u>\$ 17,006,820</u></b>	<b><u>\$ 1,358,770</u></b>
Full Time Equivalent Positions	55.5	57.0	56.5	56.5	58.0	1.5
<i>Expenditures by Cost Center:</i>						
City Council (101.511-574)	\$ 621,785	\$ 595,300	\$ 595,300	\$ 530,311	\$ 646,832	\$ 51,532
City Manager						
Executive (201.512)	530,408	535,900	550,800	542,914	449,370	(101,430)
Community Outreach (430.513)	-	-	-	-	210,950	210,950
City Attorney (301.514)	352,823	354,250	362,610	351,152	374,840	12,230
Assistant City Manager						
Law Enforcement (201.521)	1,622,075	1,702,250	1,702,250	1,702,200	1,680,200	(22,050)
Security Services (201.529)	59,716	65,000	65,000	65,000	65,000	-
Code Enforcement (201.524)	650,851	672,820	731,240	721,548	678,010	(53,230)
Animal Control (201.562)	183,136	189,210	189,210	189,210	180,000	(9,210)
Non-Department (000.5xx):	387,761	762,700	762,700	467,378	390,590	(372,110)
Information Technologies (420.513)	-	198,750	205,940	163,654	208,830	2,890
Public Works (201.541)	3,199,062	2,723,170	2,521,880	2,396,601	2,411,560	(110,320)
Physical Environment/						
Natural Resources (201.537)	186,359	235,840	235,840	230,463	248,540	12,700
City Vacant Property (610 & 612.572)	24,265	28,000	28,000	25,500	14,100	(13,900)
Development Services						
Planning (201.515)	14,807	68,550	68,550	68,500	241,940	173,390
Building Permits (210.524)	1,180,836	1,089,800	1,589,800	1,589,800	1,300,000	(289,800)
Development/Zoning (211.515)	1,565,877	1,566,400	1,366,300	1,376,000	1,376,000	9,700
Administrative Services						
City Hall (201.513)	564,771	219,460	219,460	211,173	168,560	(50,900)
City Clerk (401.513)	273,680	637,040	657,990	579,087	416,060	(241,930)
Human Resources (410.513)	-	77,330	84,530	81,791	90,893	6,363
Finance (501.513)	416,465	398,910	461,580	456,352	472,425	10,845
Parks (602-609.572, 611.572 & 613-623.572)	1,425,184	1,535,240	1,719,580	1,703,576	2,124,690	405,110
Transfers to Other Funds						
Transfer to Grant Fund	25,649	33,000	33,000	33,000	35,880	2,880
Transfer to Debt Service	435,400	434,990	383,290	383,060	384,050	760
Transfer to Road Capital Projects	102,375	1,053,000	1,053,200	1,190,985	1,620,000	566,800
Transfer to Other Capital Projects	56,421	60,000	60,000	60,140	1,217,500	1,157,500
	<b><u>\$ 13,879,706</u></b>	<b><u>\$ 15,236,910</u></b>	<b><u>\$ 15,648,050</u></b>	<b><u>\$ 15,119,395</u></b>	<b><u>\$ 17,006,820</u></b>	<b><u>\$ 1,358,770</u></b>
<i>Expenditures by Function:</i>						
General Government (51x)	\$ 4,023,561	\$ 4,986,290	\$ 4,907,460	\$ 4,338,569	\$ 4,496,508	\$ (410,952)
Public Safety (52x)	3,513,478	3,529,870	4,088,290	4,078,548	3,723,210	(365,080)
Physical Environment (53x)	193,838	265,840	265,840	260,463	261,040	(4,800)
Transportation (54x)	3,370,368	2,895,170	2,693,880	2,568,601	2,598,560	(95,320)
Economic Environment (55x)	275,269	25,000	25,000	25,000	100,000	75,000
Human Services (56x)	183,136	189,210	189,210	189,210	180,000	(9,210)
Culture & Recreation (57x)	1,700,212	1,764,540	1,948,880	1,991,819	2,390,072	441,192
Transfers to Other Funds (58x)	619,845	1,580,990	1,529,490	1,667,185	3,257,430	1,727,940
	<b><u>\$ 13,879,706</u></b>	<b><u>\$ 15,236,910</u></b>	<b><u>\$ 15,648,050</u></b>	<b><u>\$ 15,119,395</u></b>	<b><u>\$ 17,006,820</u></b>	<b><u>\$ 1,358,770</u></b>

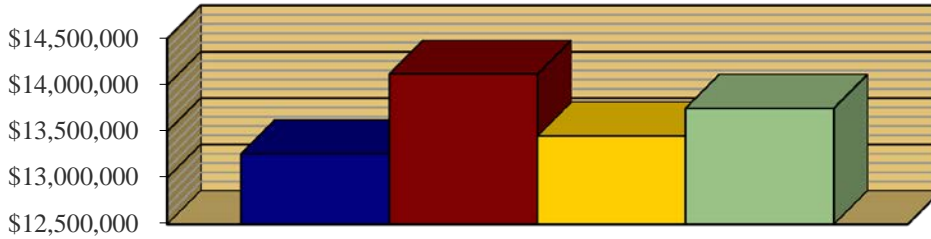
*City of Bonita Springs, Florida*  
**Budget Fiscal Year 2012-2013**  
*General Fund Expenditure Summary*

---

**Total General Fund Expenditures**

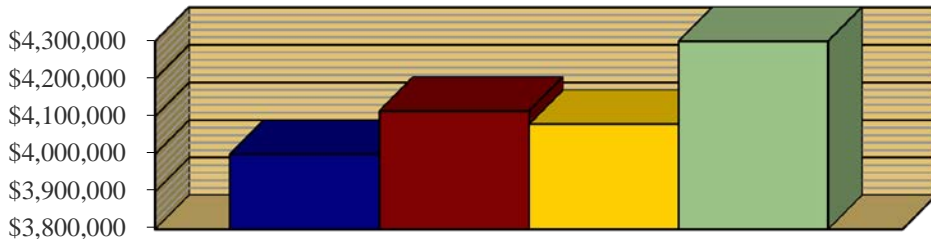
*(Excluding Capital and Debt Service Transfers)*

<b>Actual 2010-2011</b>	<b>Amended 2011-2012 Budget</b>	<b>Expected 2011-2012</b>	<b>Requested 2012-2013 Budget</b>
\$ 13,259,861	\$ 14,118,560	\$ 13,452,210	\$ 13,749,390



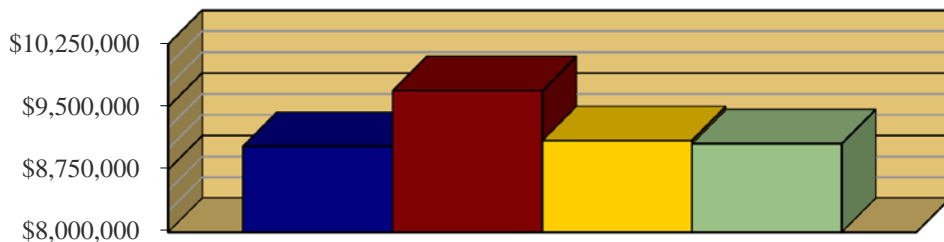
**Personal Services Expenditures**

<b>Actual 2010-2011</b>	<b>Amended 2011-2012 Budget</b>	<b>Expected 2011-2012</b>	<b>Requested 2012-2013 Budget</b>
\$ 3,999,596	\$ 4,114,840	\$ 4,079,504	\$ 4,327,200



**Operating Expenditures**

<b>Actual 2010-2011</b>	<b>Amended 2011-2012 Budget</b>	<b>Expected 2011-2012</b>	<b>Requested 2012-2013 Budget</b>
\$ 9,028,156	\$ 9,693,350	\$ 9,097,336	\$ 9,059,490



*City of Bonita Springs, Florida*  
**Budget Fiscal Year 2012-2013**  
*City Council Expenditures*

Fund	<i>00 General Fund</i>	Cost Center <i>101 City Council</i>			Transaction <i>511 Legislative</i>	
	Actual 2010-2011	Original 2011-2012 Budget	Amended 2011-2012 Budget	Expected 2011-2012	Requested 2012-2013 Budget	Requested +/- over 2011-2012 Budget
Personal Services	209,573	245,400	245,400	210,616	232,400	(13,000)
Operating Expenditures	85,061	121,100	121,100	97,230	96,950	(24,150)
Capital Outlay	-	-	-	-	-	-
	-	-	-	-	-	-
	<u>\$ 294,634</u>	<u>\$ 366,500</u>	<u>\$ 366,500</u>	<u>\$ 307,846</u>	<u>\$ 329,350</u>	<u>\$ (37,150)</u>
Full Time Equivalent Positions	<u>-</u>	<u>-</u>	<u>-</u>	<u>-</u>	<u>-</u>	<u>-</u>
Transaction/ Object #	<u>Account Description</u>					
5111100 Executive Salaries	120,905	120,700	120,700	121,344	120,700	-
5112100 FICA Taxes	8,920	9,300	9,300	8,900	9,300	-
5112200 Retirement Contributions	21,001	14,200	14,200	13,536	12,600	(1,600)
5112300 Health & Life Insurance	57,037	97,400	97,400	64,802	86,000	(11,400)
5112400 Workers Compensation	247	400	400	118	400	-
5112500 Unemployment Compensation	1,463	3,400	3,400	1,916	3,400	-
51131xx Professional Service	47,312	70,000	70,000	50,000	50,000	(20,000)
51134xx Contractual Services	-	-	-	-	-	-
5113410 HR Leasing Fees	402	500	500	630	350	(150)
5114000 Travel & Per Diem	3,529	7,000	7,000	7,000	7,000	-
5114100 Communication	2,092	5,000	5,000	4,000	4,000	(1,000)
5114200 Freight & Postage	-	-	-	-	-	-
5114700 Printing & Binding	76	-	-	-	-	-
5114810 Public Relations	5,519	5,600	5,600	5,600	5,600	-
5114820 Public Rel - Town Hall	-	-	-	-	-	-
5115100 Office Supplies	-	250	250	250	250	-
5115200 Operating Supplies	328	750	750	750	750	-
5115210 Clothing Allowance	-	-	-	-	-	-
5115400 Book, Pub, Memb	23,883	28,000	28,000	27,000	27,000	(1,000)
5115500 Training	1,920	4,000	4,000	2,000	2,000	(2,000)
5116400 Capital Outlay	-	-	-	-	-	-
	-	-	-	-	-	-
<b>City Council Expenditures</b>	<u><b>\$ 294,634</b></u>	<u><b>\$ 366,500</b></u>	<u><b>\$ 366,500</b></u>	<u><b>\$ 307,846</b></u>	<u><b>\$ 329,350</b></u>	<u><b>\$ (37,150)</b></u>

*City of Bonita Springs, Florida*  
**Budget Fiscal Year 2012-2013**  
*City Council Expenditures*

Fund	<b>00 General Fund</b>	Cost Center	<b>101 City Council</b>		Transaction	<b>511 Legislative</b>	
	Type of Expenditure:	<b>Professional Services</b>					
	Account:	<b>00.101.51131xx</b>					
<u>Account</u>	<u>Item Description</u>	<u>Actual</u> 2010-2011	<u>Original</u> 2011-2012 <u>Budget</u>	<u>Amended</u> 2011-2012 <u>Budget</u>	<u>Expected</u> 2011-2012	<u>Requested</u> 2012-2013 <u>Budget</u>	<u>Requested</u> + / (-) over 2011-2012 <u>Budget</u>
00.101.5113120	Lobbying	\$ 47,312	\$ 50,000	\$ 50,000	\$ 50,000	\$ 50,000	\$ -
00.101.5113130	Charter Review Consultant	-	-	-	-	-	-
00.101.5113140	Redistricting	-	20,000	20,000	-	-	(20,000)
		-	-	-	-	-	-
		<u>\$ 47,312</u>	<u>\$ 70,000</u>	<u>\$ 70,000</u>	<u>\$ 50,000</u>	<u>\$ 50,000</u>	<u>\$ (20,000)</u>



*City of Bonita Springs, Florida*  
**Budget Fiscal Year 2012-2013**  
*City Council Expenditures*

Fund <i>00 General Fund</i>	Cost Center <i>101 City Council</i>				Transaction <i>537 Physical Environment</i>	
	Actual 2010-2011	Original 2011-2012 Budget	Amended 2011-2012 Budget	Expected 2011-2012	Requested 2012-2013 Budget	Requested +/- over 2011-2012 Budget
Personal Services	-	-	-	-	-	-
Operating Expenditures	7,479	30,000	30,000	30,000	12,500	(17,500)
Capital Outlay	-	-	-	-	-	-
	-	-	-	-	-	-
	<u>\$ 7,479</u>	<u>\$ 30,000</u>	<u>\$ 30,000</u>	<u>\$ 30,000</u>	<u>\$ 12,500</u>	<u>\$ (17,500)</u>
Full Time Equivalent Positions	<u>-</u>	<u>-</u>	<u>-</u>	<u>-</u>	<u>-</u>	<u>-</u>
Transaction/ Object #	<u>Account Description</u>					
5374900	Urban Forestry Program <sup>1</sup>					
	5,117	25,000	25,000	25,000	10,000	(15,000)
5374901	Anti-Litter Campaign					
	2,362	5,000	5,000	5,000	2,500	(2,500)
	-	-	-	-	-	-
<b>City Council Expenditures-Physical Environment</b>	<u>\$ 7,479</u>	<u>\$ 30,000</u>	<u>\$ 30,000</u>	<u>\$ 30,000</u>	<u>\$ 12,500</u>	<u>\$ (17,500)</u>

<sup>1</sup> Transferred to Physical Environment (201.537) in 2012-2013.

*City of Bonita Springs, Florida*  
**Budget Fiscal Year 2012-2013**  
*City Council Expenditures*

Fund	<i>00 General Fund</i>	Cost Center <i>101 City Council</i>				Transaction	<i>552 Economic Development</i>
		Actual <u>2010-2011</u>	Original 2011-2012 <u>Budget</u>	Amended 2011-2012 <u>Budget</u>	Expected <u>2011-2012</u>	Requested 2012-2013 <u>Budget</u>	Requested +/(-) over 2011-2012 <u>Budget</u>
Personal Services		-	-	-	-	-	-
Operating Expenditures		75,250	25,000	25,000	25,000	100,000	75,000
Capital Outlay		-	-	-	-	-	-
		-	-	-	-	-	-
		<u>\$ 75,250</u>	<u>\$ 25,000</u>	<u>\$ 25,000</u>	<u>\$ 25,000</u>	<u>\$ 100,000</u>	<u>\$ 75,000</u>
Full Time Equivalent Positions		-	-	-	-	-	-
Transaction/ <u>Object #</u>		<u>Account Description</u>					
5528200 Economic Development <sup>1</sup>		75,250	25,000	25,000	25,000	100,000	75,000
		-	-	-	-	-	-
<b>City Council Expenditures-Economic Development</b>		<u>\$ 75,250</u>	<u>\$ 25,000</u>	<u>\$ 25,000</u>	<u>\$ 25,000</u>	<u>\$ 100,000</u>	<u>\$ 75,000</u>

<sup>1</sup>The increase reflects City Council's #1 priority as outlined in the City Council's Strategic Plan. The specific use of funds will be determined as opportunities for economic development initiatives are developed.

*City of Bonita Springs, Florida*  
**Budget Fiscal Year 2012-2013**

*City Council Expenditures*

Fund	<i>00 General Fund</i>	Cost Center <i>101 City Council</i>			Transaction	<i>574 Special Events</i>	
		Actual 2010-2011	Original 2011-2012 Budget	Amended 2011-2012 Budget	Expected 2011-2012	Requested 2012-2013 Budget	Requested +/- over 2011-2012 Budget
Personal Services		79,297	-	-	-	-	-
Operating Expenditures		165,125	173,800	173,800	167,465	204,982	31,182
Capital Outlay		-	-	-	-	-	-
		<u>\$ 244,422</u>	<u>\$ 173,800</u>	<u>\$ 173,800</u>	<u>\$ 167,465</u>	<u>\$ 204,982</u>	<u>\$ 31,182</u>
Full Time Equivalent Positions		<u>1.0</u>	<u>-</u>	<u>-</u>	<u>-</u>	<u>-</u>	<u>-</u>
Transaction/ Object #	<u>Account Description</u>						
5741200	Regular Salaries & Wages	59,282	-	-	-	-	-
5742100	FICA Taxes	4,568	-	-	-	-	-
5742200	Retirement Contributions	5,698	-	-	-	-	-
5742300	Health & Life Insurance	9,011	-	-	-	-	-
5742400	Workers Compensation	119	-	-	-	-	-
5742500	Unemployment Compensation	619	-	-	-	-	-
5743410	HR Leasing Fees	115	-	-	-	-	-
5744000	Travel & Per Diem	1,571	-	-	-	-	-
5744100	Communication	300	-	-	-	-	-
5744600	Repair & Maintenance	441	500	500	500	500	-
5744801	Spec Event-Celebrate Bonita <sup>1</sup>	55,107	62,000	62,000	62,000	77,000	15,000
5744802	Spec Event-Fourth of July <sup>2</sup>	32,119	32,000	32,000	32,000	33,000	1,000
5744803	Spec Event-Winter Holiday in the Park <sup>3</sup>	25,904	27,000	27,000	27,000	29,000	2,000
5744804	Spec Event-Winter Holiday Decoration	24,426	25,000	25,000	25,000	25,000	-
5744806	Spec Event-Night Out Against Crime	314	500	500	-	-	(500)
5744809	Spec Event-Miscellaneous <sup>4</sup>	11,496	13,000	13,000	13,000	16,000	3,000
5744810	Spec Event-Patriot's Day	1,237	2,500	2,500	2,500	2,500	-
5744811	Spec Event-Memorial Day	1,957	2,500	2,500	2,500	2,500	-
5744812	Spec Event-Veteran's Day	1,923	2,500	2,500	1,048	2,500	-
5744815	Spec Event-Public Concerts	-	1,000	1,000	-	500	(500)
5744818	Spec Event-Flag Day	-	300	300	300	300	-
5744821	Spec Event-Arts & Crafts Fair	-	-	-	20	20	20
5744826	Spec Event-Movies in the Park <sup>5</sup>	6,640	3,000	3,000	3,000	4,800	1,800
5744831	Spec Event-River Fest	-	-	-	(2,428)	-	-
5744832	Spec Event-Rain Barrel	-	-	-	(287)	500	500
5744834	Spec Event-City Seal	328	-	-	-	-	-
5744835	Spec Event-Media Day	-	2,000	2,000	1,312	-	(2,000)
5744836	Spec Event-Fall Festival <sup>6</sup>	-	-	-	-	10,000	10,000
5744837	Spec Event-Sheriff Safety Program	-	-	-	-	500	500
5745200	Operating Supplies	362	-	-	-	362	362
5745400	Book, Pub, & Memberships	515	-	-	-	-	-
5745500	Training	370	-	-	-	-	-
<b>City Council Expenditures-Special Events</b>		<u><b>\$ 244,422</b></u>	<u><b>\$ 173,800</b></u>	<u><b>\$ 173,800</b></u>	<u><b>\$ 167,465</b></u>	<u><b>\$ 204,982</b></u>	<u><b>\$ 31,182</b></u>
Less Cash Collections - Special Events*		<u>(4,721)</u>	<u>(4,600)</u>	<u>(4,600)</u>	<u>(4,800)</u>	<u>(5,000)</u>	<u>(400)</u>
<b>Total Financial Impact of Special Events</b>		<u><b>\$ 239,701</b></u>	<u><b>\$ 169,200</b></u>	<u><b>\$ 169,200</b></u>	<u><b>\$ 162,665</b></u>	<u><b>\$ 199,982</b></u>	<u><b>\$ 30,782</b></u>

\* Please note that each special event expenditure line above is net of special event cash collections.

<sup>1</sup> The increase in this line item is to expand our options for available headliners.

<sup>2</sup> Additional funds requested to increase the length of the fireworks show.

<sup>3</sup> Additional funds requested to replace and update the holiday decorations in the viewing area.

<sup>4</sup> Additional funds requested to replace old banners with new City logo for downtown area.

<sup>5</sup> As prior years have had unspent funds, the addition of these funds will allow for an additional movie.

<sup>6</sup> This is a new event.

*City of Bonita Springs, Florida*  
**Budget Fiscal Year 2012-2013**  
*City Manager Expenditures*

Fund <i>00 General Fund</i>	Cost Center <i>201 City Manager</i>				Transaction <i>512 Executive</i>	
	Actual 2010-2011	Original 2011-2012 Budget	Amended 2011-2012 Budget	Expected 2011-2012	Requested 2012-2013 Budget	Requested +/- over 2011-2012 Budget
Personal Services	494,365	477,900	492,800	492,800	402,600	(90,200)
Operating Expenditures	36,043	58,000	58,000	50,114	46,770	(11,230)
Capital Outlay	-	-	-	-	-	-
	-	-	-	-	-	-
	<u>\$ 530,408</u>	<u>\$ 535,900</u>	<u>\$ 550,800</u>	<u>\$ 542,914</u>	<u>\$ 449,370</u>	<u>\$ (101,430)</u>
Full Time Equivalent Positions <sup>1</sup>	<u>4.0</u>	<u>4.0</u>	<u>4.0</u>	<u>4.0</u>	<u>3.0</u>	<u>(1.0)</u>
Transaction/ Object #      Account Description						
5121100 Executive Salaries	187,644	152,600	152,600	152,600	152,600	-
5121200 Regular Salaries & Wages <sup>1</sup>	181,898	200,800	213,670	213,670	149,800	(63,870)
5121202 Car Allowance	1,558	5,400	5,400	5,400	5,400	-
5121400 Overtime	23	-	-	-	-	-
5122100 FICA Taxes <sup>1</sup>	26,959	24,500	25,490	25,490	20,800	(4,690)
5122200 Retirement Contributions <sup>1</sup>	55,335	30,400	31,180	31,180	27,700	(3,480)
5122300 Health & Life Insurance <sup>1</sup>	36,574	53,900	53,900	53,900	37,800	(16,100)
5122400 Workers Compensation <sup>1</sup>	677	1,000	1,040	1,040	900	(140)
5122500 Unemployment Compensation <sup>1</sup>	3,697	9,300	9,520	9,520	7,600	(1,920)
51231xx Professional Services	21,033	15,000	15,000	15,000	15,000	-
51234xx Contractual Services	4,000	17,000	17,000	17,000	17,000	-
5123410 HR Leasing Fees	437	500	500	542	570	70
5124000 Travel & Per Diem <sup>1</sup>	574	8,800	8,800	5,372	3,600	(5,200)
5124100 Communications	509	1,400	1,400	1,400	1,700	300
5124200 Freight & Postage	-	-	-	-	-	-
5124600 Repair & Maintenance	228	-	-	-	-	-
5124700 Printing & Binding	109	250	250	250	250	-
5124810 Public Relations	-	-	-	-	-	-
5124900 Other Current Charge	-	4,500	4,500	-	-	(4,500)
5125100 Office Supplies	1,142	1,000	1,000	1,000	1,000	-
5125200 Operating Supplies	503	500	500	500	500	-
5125250 Small Tools & Equipment	1,955	-	-	-	-	-
5125400 Book, Pub, Membership <sup>1</sup>	5,418	7,100	7,100	7,100	6,500	(600)
5125500 Training <sup>1</sup>	135	1,950	1,950	1,950	650	(1,300)
5126400 Capital Outlay	-	-	-	-	-	-
	-	-	-	-	-	-
<b>City Manager Expenditures-Executive</b>	<u><b>\$ 530,408</b></u>	<u><b>\$ 535,900</b></u>	<u><b>\$ 550,800</b></u>	<u><b>\$ 542,914</b></u>	<u><b>\$ 449,370</b></u>	<u><b>\$ (101,430)</b></u>

<sup>1</sup> Above decreases are primarily the result of staff transfer to the Development Services cost center (201.515).

*City of Bonita Springs, Florida*  
**Budget Fiscal Year 2012-2013**  
*City Manager Expenditures*

Fund	<i>00 General Fund</i>	Cost Center	<i>201 City Manager</i>			Transaction	<i>512 Executive</i>
	Type of Expenditure:	<b>Professional Services</b>					
	Account:	<b>00.201.51231xx</b>					
<u>Account</u>	<u>Item Description</u>	<u>Actual</u> 2010-2011	<u>Original</u> 2011-2012 <u>Budget</u>	<u>Amended</u> 2011-2012 <u>Budget</u>	<u>Expected</u> 2011-2012	<u>Requested</u> 2012-2013 <u>Budget</u>	<u>Requested</u> + / (-) over 2011-2012 <u>Budget</u>
00.201.5123101	Miscellaneous Professional Services	\$ 13,789	\$ 15,000	\$ 15,000	\$ 15,000	\$ 15,000	\$ -
00.201.5123160	Grant Services	7,244	-	-	-	-	-
		-	-	-	-	-	-
		<u>\$ 21,033</u>	<u>\$ 15,000</u>	<u>\$ 15,000</u>	<u>\$ 15,000</u>	<u>\$ 15,000</u>	<u>\$ -</u>

*City of Bonita Springs, Florida*  
**Budget Fiscal Year 2012-2013**  
*City Manager Expenditures*

Fund	<b>00 General Fund</b>	Cost Center	<b>201 City Manager</b>			Transaction	<b>512 Executive</b>
	Type of Expenditure:	<b>Contractual Services</b>					
	Account:	<b>00.201.51234xx</b>					
<u>Account</u>	<u>Item Description</u>	<u>Actual</u> 2010-2011	<u>Original</u> 2011-2012 <u>Budget</u>	<u>Amended</u> 2011-2012 <u>Budget</u>	<u>Expected</u> 2011-2012	<u>Requested</u> 2012-2013 <u>Budget</u>	<u>Requested</u> + / (-) over 2011-2012 <u>Budget</u>
00.201.5123402	Miscellaneous Contractual Services	\$ 4,000	\$ 17,000	\$ 17,000	\$ 17,000	\$ 17,000	\$ -
		-	-	-	-	-	-
		<u>\$ 4,000</u>	<u>\$ 17,000</u>	<u>\$ 17,000</u>	<u>\$ 17,000</u>	<u>\$ 17,000</u>	<u>\$ -</u>

*City of Bonita Springs, Florida*  
**Budget Fiscal Year 2012-2013**  
*City Manager Expenditures*

Fund	<i>00 General Fund</i>	Cost Center <i>201 City Manager</i>			Transaction <i>513 City Hall</i>	
	Actual <u>2010-2011</u>	Original 2011-2012 <u>Budget</u>	Amended 2011-2012 <u>Budget</u>	Expected <u>2011-2012</u>	Requested 2012-2013 <u>Budget</u>	Requested + / (-) over 2011-2012 <u>Budget</u>
Personal Services	231,610	-	-	-	-	-
Operating Expenditures	279,882	219,460	219,460	211,173	168,560	(50,900)
Capital Outlay	53,279	-	-	-	-	-
	-	-	-	-	-	-
	<u>\$ 564,771</u>	<u>\$ 219,460</u>	<u>\$ 219,460</u>	<u>\$ 211,173</u>	<u>\$ 168,560</u>	<u>\$ (50,900)</u>
Full Time Equivalent Positions	<u>4.0</u>	<u>-</u>	<u>-</u>	<u>-</u>	<u>-</u>	<u>-</u>
Transaction/ <u>Object #</u>	<u>Account Description</u>					
5131200	Regular Salaries & Wages	157,053	-	-	-	-
5131400	Overtime	7,541	-	-	-	-
5132100	FICA Taxes	13,303	-	-	-	-
5132200	Retirement Contributions	16,530	-	-	-	-
5132300	Health & Life Insurance	33,983	-	-	-	-
5132400	Workers Compensation	1,319	-	-	-	-
5132500	Unemployment Compensation	1,881	-	-	-	-
51334xx	Contractual Services	89,708	27,000	27,000	27,066	27,000
5133410	HR Leasing Fees	540	-	-	-	-
5134000	Travel & Per Diem	129	-	-	-	-
5134100	Communications	27,821	30,460	30,460	30,314	30,460
5134200	Freight & Postage <sup>1</sup>	21,536	19,500	19,500	19,642	-
5134300	Utilities	27,735	30,000	30,000	30,862	30,000
5134400	Rentals & Leases	46,897	55,000	55,000	45,000	45,000
5134500	Insurance	19,922	18,800	18,800	18,800	19,500
5134600	Repair & Maintenance	18,742	14,000	14,000	14,236	10,000
5134700	Printing & Binding	109	-	-	-	-
5134800	Public Relations	-	-	-	-	-
5134900	Other Current Charges	-	-	-	-	-
5135100	Office Supplies <sup>1</sup>	16,580	18,000	18,000	17,831	-
5135200	Operating Supplies	7,543	6,200	6,200	6,299	6,200
5135210	Clothing Allowance	225	-	-	-	-
5135250	Small Tools & Equipment	742	250	250	742	400
5135400	Books, Pub, Memberships <sup>1</sup>	128	250	250	381	-
5135500	Training	1,525	-	-	-	-
5136400	Capital Outlay	53,279	-	-	-	-
		-	-	-	-	-
<b>City Manager Expenditures-City Hall</b>	<u><b>\$ 564,771</b></u>	<u><b>\$ 219,460</b></u>	<u><b>\$ 219,460</b></u>	<u><b>\$ 211,173</b></u>	<u><b>\$ 168,560</b></u>	<u><b>\$ (50,900)</b></u>

<sup>1</sup> Above decreases are related to the transfer to the Non-Departmental cost center (000.5xx).

*City of Bonita Springs, Florida*  
**Budget Fiscal Year 2012-2013**  
*City Manager Expenditures*

Fund	<i>00 General Fund</i>	Cost Center	<i>201 City Manager</i>		Transaction			<i>513 City Hall</i>
	Type of Expenditure:	<b>Contractual Services</b>						
	Account:	<b>00.201.51334xx</b>						
<u>Account</u>	<u>Item Description</u>	<u>Actual</u> 2010-2011	<u>Original</u> 2011-2012 <u>Budget</u>	<u>Amended</u> 2011-2012 <u>Budget</u>	<u>Expected</u> 2011-2012	<u>Requested</u> Requested 2012-2013 <u>Budget</u>	<u>Requested</u> + / (-) over 2011-2012 <u>Budget</u>	
00.201.5133403	Server Software <sup>1</sup>	\$ 10,929	\$ -	\$ -	\$ -	\$ -	\$ -	
00.201.5133404	Web Site <sup>2</sup>	3,916	-	-	-	-	-	
00.201.5133405	Building Landscape	5,925	6,000	6,000	6,000	6,000	-	
00.201.5133406	Building & Equipment Maint	1,327	4,500	4,500	4,493	4,500	-	
00.201.5133407	Alarm/Security	5,522	6,000	6,000	5,883	6,000	-	
00.201.5133424	Weather Station Services	-	500	500	500	500	-	
00.201.5133425	TV Channel <sup>2</sup>	44,955	-	-	-	-	-	
00.201.5133426	Computer Consulting Services	515	-	-	-	-	-	
00.201.5133427	Emergency Preparedness	16,619	10,000	10,000	10,190	10,000	-	
		-	-	-	-	-	-	
		<u>\$ 89,708</u>	<u>\$ 27,000</u>	<u>\$ 27,000</u>	<u>\$ 27,066</u>	<u>\$ 27,000</u>	<u>\$ -</u>	

<sup>1</sup> Expenditures associated with this line item have been transferred to the Information Technologies cost center (420.513).

<sup>2</sup> Expenditures associated with this line item were transferred to the Information Technologies cost center (420.513) for Fiscal Year 2011-2012, and have been moved to the newly created Community Outreach cost center (430.513) going forward.



*City of Bonita Springs, Florida*  
**Budget Fiscal Year 2012-2013**  
*City Manager Expenditures*

Fund	00 General Fund	Cost Center 201 City Manager			Transaction 515 Development Services		
		Actual 2010-2011	Original 2011-2012 Budget	Amended 2011-2012 Budget	Expected 2011-2012	Requested 2012-2013 Budget	Requested +/- over 2011-2012 Budget
Personal Services		-	-	-	-	100,100	100,100
Operating Expenditures		14,807	68,550	68,550	68,500	141,840	73,290
Capital Outlay		-	-	-	-	-	-
		-	-	-	-	-	-
		<u>\$ 14,807</u>	<u>\$ 68,550</u>	<u>\$ 68,550</u>	<u>\$ 68,500</u>	<u>\$ 241,940</u>	<u>\$ 173,390</u>
Full Time Equivalent Positions <sup>1</sup>		-	-	-	-	1.0	1.0
Transaction/ Object #	Account Description						
5151200	Regular Salaries & Wages <sup>1</sup>	-	-	-	-	77,300	77,300
5151202	Car Allowance	-	-	-	-	-	-
5152100	FICA Taxes <sup>1</sup>	-	-	-	-	6,000	6,000
5152200	Retirement Contributions <sup>1</sup>	-	-	-	-	4,100	4,100
5152300	Health & Life Insurance <sup>1</sup>	-	-	-	-	10,500	10,500
5152400	Workers Compensation <sup>1</sup>	-	-	-	-	300	300
5152500	Unemployment Compensation <sup>1</sup>	-	-	-	-	1,900	1,900
51531xx	Professional Services	7,310	56,500	56,500	56,500	126,500	70,000
51534xx	Contractual Services	-	-	-	-	-	-
5153410	HR Leasing Fees	-	-	-	-	190	190
5154000	Travel & Per Diem <sup>1</sup>	-	-	-	-	1,400	1,400
5154100	Communications <sup>1</sup>	24	50	50	-	300	250
5154200	Freight & Postage	75	-	-	-	-	-
5154700	Printing & Binding	-	-	-	-	-	-
5154800	Advertising	6,795	12,000	12,000	12,000	12,000	-
5154900	Other Current Charges	-	-	-	-	-	-
5154912	Com Dev Credit Card	490	-	-	-	-	-
5155100	Office Supplies	15	-	-	-	-	-
5155200	Operating Supplies	98	-	-	-	-	-
5155250	Small Tools & Equipment	-	-	-	-	-	-
5155400	Book, Pub, Memb <sup>1</sup>	-	-	-	-	600	600
5155500	Training <sup>1</sup>	-	-	-	-	850	850
5156400	Capital Outlay	-	-	-	-	-	-
		-	-	-	-	-	-
<b>City Manager Expenditures-Development Services</b>		<u><b>\$ 14,807</b></u>	<u><b>\$ 68,550</b></u>	<u><b>\$ 68,550</b></u>	<u><b>\$ 68,500</b></u>	<u><b>\$ 241,940</b></u>	<u><b>\$ 173,390</b></u>

<sup>1</sup> Above increases are primarily the result of the transfer of staff from the City Manager's Executive cost center (201.512).

*City of Bonita Springs, Florida*  
**Budget Fiscal Year 2012-2013**  
*City Manager Expenditures*

Fund	<i>00 General Fund</i>	Cost Center	<i>201 City Manager</i>			Transaction	<i>515 Development Services</i>
	Type of Expenditure:	<b>Professional Services</b>					
	Account:	<b>00.201.51531xx</b>					
<u>Account</u>	<u>Item Description</u>	<u>Actual</u> 2010-2011	<u>Original</u> 2011-2012 <u>Budget</u>	<u>Amended</u> 2011-2012 <u>Budget</u>	<u>Expected</u> 2011-2012	<u>Requested</u> 2012-2013 <u>Budget</u>	<u>Requested</u> + / (-) over 2011-2012 <u>Budget</u>
00.201.5153100	Outside Planning Serv <sup>1</sup>	\$ 6,205	\$ 30,000	\$ 30,000	\$ 30,000	\$ 75,000	\$ 45,000
00.201.5153154	Comprehensive Plan Amendment Application Review (FS Ch 163) <sup>2</sup>	-	5,000	5,000	5,000	30,000	25,000
00.201.5153155	City of Bonita Springs City Amendments - Old U.S. 41	-	-	-	-	-	-
00.201.5153157	Evaluation and Appraisal Report (FS 163) <sup>3</sup>	-	20,000	20,000	20,000	20,000	-
00.201.5153158	Comprehensive Plan Concurrency Management (On-going FS 163)	-	-	-	-	-	-
00.201.5153159	Comprehensive Plan Court Reporter	1,105	1,500	1,500	1,500	1,500	-
00.201.5153160	Mobility Study	-	-	-	-	-	-
		-	-	-	-	-	-
		<u>\$ 7,310</u>	<u>\$ 56,500</u>	<u>\$ 56,500</u>	<u>\$ 56,500</u>	<u>\$ 126,500</u>	<u>\$ 70,000</u>

<sup>1</sup> Increase due to working with consultant on updates to the Land Development Code, facilitating economic development and Old 41 revitalization.

<sup>2</sup> Increase due to working with consultant on updates to the Comprehensive Plan to facilitate economic development, sustainable development and Old 41 revitalization.

<sup>3</sup> State mandated requirement, currently being reassessed by Tallahassee, we are negotiating with FGCU for services to meet our obligation.

*City of Bonita Springs, Florida*  
**Budget Fiscal Year 2012-2013**  
*City Manager Expenditures*

Fund	00 General Fund	Cost Center 201 City Manager				Transaction 521, 529 Public Safety	
		Actual	Original	Amended	Expected	Requested	Requested
		<u>2010-2011</u>	<u>2011-2012</u>	<u>2011-2012</u>	<u>2011-2012</u>	<u>2012-2013</u>	<u>+(-) over</u>
			<u>Budget</u>	<u>Budget</u>		<u>Budget</u>	<u>Budget</u>
Personal Services		-	-	-	-	-	-
Operating Expenditures		1,667,591	1,673,050	1,673,050	1,673,000	1,673,000	(50)
Capital Outlay		14,200	94,200	94,200	94,200	72,200	(22,000)
		-	-	-	-	-	-
		<u>\$ 1,681,791</u>	<u>\$ 1,767,250</u>	<u>\$ 1,767,250</u>	<u>\$ 1,767,200</u>	<u>\$ 1,745,200</u>	<u>\$ (22,050)</u>
Full Time Equivalent Positions		<u>-</u>	<u>-</u>	<u>-</u>	<u>-</u>	<u>-</u>	<u>-</u>
Transaction/ Object #	Account Description						
5213400	Law Enforcement-Lee County <sup>1</sup>	1,607,835	1,608,000	1,608,000	1,608,000	1,608,000	-
5214903	Violation of Municipal Ord	40	50	50	-	-	(50)
5216400	Capital Outlay <sup>2</sup>	14,200	94,200	94,200	94,200	72,200	(22,000)
5293400	Other-Security Service	59,716	65,000	65,000	65,000	65,000	-
		<u>-</u>	<u>-</u>	<u>-</u>	<u>-</u>	<u>-</u>	<u>-</u>
<b>City Manager Expenditures-Public Safety</b>		<u><b>\$ 1,681,791</b></u>	<u><b>\$ 1,767,250</b></u>	<u><b>\$ 1,767,250</b></u>	<u><b>\$ 1,767,200</b></u>	<u><b>\$ 1,745,200</b></u>	<u><b>\$ (22,050)</b></u>

<sup>1</sup> Funding for Lee County Sherriff Contract is as follows:

14 deputies	1,129,000
2 sergeants	214,000
Bonita Substation	<u>265,000</u>
	<u>1,608,000</u>

<sup>2</sup> Capital outlay includes the continuing lease of two undercover vehicles at \$14,200 and purchase of two new vehicles.

*City of Bonita Springs, Florida*  
**Budget Fiscal Year 2012-2013**  
*Capital Expenditures-Vehicle/Equipment*

---

Fund: 00 - General Fund

Priority #: 1

Cost Center: 201 - City Manager

Transaction: 521 - Public Safety

Account #: **00.201.5216400**

Equipment Requested: Lease of two undercover vehicles

Cost: \$ **14,200**

Description of requested item:

1) Type of Item (select one):  New _____  Used _____
--

2) Information on Item (select one):	
Addition _____	→ Proposed Use: _____
Replacement _____	} Make: _____ Model: _____ Year: _____
Upgrade _____	
Projected Mileage/Hours @ Oct 1st: _____	
Equipment condition: _____	
Equipment use: _____	

3) Construction in Progress (select one):	
Included in CIP:	
Yes _____	CIP Number: _____
No <u>X</u>	

*City of Bonita Springs, Florida*  
**Budget Fiscal Year 2012-2013**  
*Capital Expenditures-Vehicle/Equipment*

---

Fund: 00 - General Fund

Priority #: 2

Cost Center: 201 - City Manager

Transaction: 521 - Public Safety

Account #: **00.201.5216400**

Equipment Requested: Purchase of two new vehicles

Cost: \$ **58,000**

Description of requested item:

1) Type of Item (select one):	
New	<u>X</u>
Used	<u>          </u>

2) Information on Item (select one):	
Addition <u>          </u>	→ Proposed Use: <u>          </u>
Replacement <u>X</u>	} Make: <u>          </u> Model: <u>          </u> Year: <u>          </u>
Upgrade <u>          </u>	
Projected Mileage/Hours @ Oct 1st: <u>          </u>	
Equipment condition: <u>          </u>	
Equipment use: <u>          </u>	

3) Construction in Progress (select one):	
Included in CIP:	
Yes <u>          </u>	CIP Number: <u>          </u>
No <u>X</u>	

*City of Bonita Springs, Florida*  
**Budget Fiscal Year 2012-2013**  
*City Manager Expenditures*

Fund	<i>00 General Fund</i>	Cost Center <i>201 City Manager</i>				Transaction	<i>524 Protective Inspections</i>
		Actual 2010-2011	Original 2011-2012 Budget	Amended 2011-2012 Budget	Expected 2011-2012	Requested 2012-2013 Budget	Requested +/- over 2011-2012 Budget
Personal Services		518,408	534,100	542,520	542,520	557,100	14,580
Operating Expenditures		96,267	107,350	157,350	147,658	120,910	(36,440)
Capital Outlay		36,176	31,370	31,370	31,370	-	(31,370)
		-	-	-	-	-	-
		<u>\$ 650,851</u>	<u>\$ 672,820</u>	<u>\$ 731,240</u>	<u>\$ 721,548</u>	<u>\$ 678,010</u>	<u>\$ (53,230)</u>
Full Time Equivalent Positions		<u>9.0</u>	<u>9.0</u>	<u>9.0</u>	<u>9.0</u>	<u>9.0</u>	<u>-</u>
Transaction/ Object #	Account Description						
5241200	Regular Salaries	371,934	376,200	383,390	383,390	394,000	10,610
5241400	Overtime	213	300	300	300	2,300	2,000
5242100	FICA Taxes	27,812	28,800	29,350	29,350	30,400	1,050
5242200	Retirement Contributions	35,859	19,500	19,910	19,910	20,900	990
5242300	Health & Life Insurance	72,914	92,000	92,000	92,000	91,700	(300)
5242400	Workers Compensation	5,802	7,500	7,650	7,650	7,900	250
5242500	Unemployment Compensation	3,874	9,800	9,920	9,920	9,900	(20)
5243410	HR Leasing Fees	1,002	1,100	1,100	1,220	1,710	610
52434xx	Contractual Services	36,984	46,000	96,000	88,025	61,000	(35,000)
5244000	Travel & Per Diem	454	1,250	1,250	800	1,250	-
5244100	Communications	12,356	14,500	14,500	12,700	14,000	(500)
5244200	Freight & Postage	11	-	-	4	-	-
5244400	Rentals & Leases	9,872	8,500	8,500	8,013	7,000	(1,500)
5244500	Insurance	1,815	2,400	2,400	2,400	2,200	(200)
5244600	Repair & Maintenance	5,322	5,500	5,500	5,500	5,500	-
5244700	Printing & Binding	2,463	1,750	1,750	1,565	1,750	-
5244903	Violation of Municipal Ord	230	150	150	200	300	150
5244910	Clerks Services	4,399	5,000	5,000	5,000	5,000	-
5245100	Office Supplies	4,991	7,000	7,000	6,519	7,000	-
5245200	Operating Supplies	1,038	-	-	-	-	-
5245205	Operating Supplies-Fuel	11,766	10,000	10,000	11,534	10,000	-
5245210	Clothing Allowance	705	1,200	1,200	1,034	1,200	-
5245250	Small Tools & Equipment	1,539	-	-	928	-	-
5245400	Book, Pub, Memberships	660	1,000	1,000	716	1,000	-
5245500	Training	660	2,000	2,000	1,500	2,000	-
5246400	Capital Outlay	36,176	31,370	31,370	31,370	-	(31,370)
		-	-	-	-	-	-
<b>City Manager Expenditures-Protective Inspections</b>		<u><b>\$ 650,851</b></u>	<u><b>\$ 672,820</b></u>	<u><b>\$ 731,240</b></u>	<u><b>\$ 721,548</b></u>	<u><b>\$ 678,010</b></u>	<u><b>\$ (53,230)</b></u>
Revenue Collected by Code Enforcement		(475,574)	(240,000)	(240,000)	(470,000)	(410,000)	(170,000)
Total Financial Impact of Protective Inspections		<u><b>\$ 175,277</b></u>	<u><b>\$ 432,820</b></u>	<u><b>\$ 491,240</b></u>	<u><b>\$ 251,548</b></u>	<u><b>\$ 268,010</b></u>	<u><b>\$ (223,230)</b></u>

*City of Bonita Springs, Florida*  
**Budget Fiscal Year 2012-2013**  
*City Manager Expenditures*

Fund	<i>00 General Fund</i>	Cost Center	<i>201 City Manager</i>		Transaction	<i>524 Protective Inspections</i>	
	Type of Expenditure:	<b>Contractual Services</b>					
	Account:	<b>00.201.52434xx</b>					
<u>Account</u>	<u>Item Description</u>	Actual <u>2010-2011</u>	Original 2011-2012 <u>Budget</u>	Amended 2011-2012 <u>Budget</u>	Expected <u>2011-2012</u>	Requested 2012-2013 <u>Budget</u>	Requested + / (-) over 2011-2012 <u>Budget</u>
00.201.5243402	Code Enforcement Hearing Examiner	\$ 8,752	\$ 9,500	\$ 9,500	\$ 9,083	\$ 9,500	\$ -
00.201.5243403	Lot Mowing Services	21,320	23,000	23,000	21,875	22,000	(1,000)
00.201.5243426	Software Consulting & Maint.	4,317	7,000	7,000	6,317	7,000	-
00.201.5243427	Code Violation Abatement	2,215	4,000	54,000	43,550	20,000	(34,000)
00.201.5243428	Fines, Collections, & Foreclosures	380	2,500	2,500	7,200	2,500	-
		-	-	-	-	-	-
		<u>\$ 36,984</u>	<u>\$ 46,000</u>	<u>\$ 96,000</u>	<u>\$ 88,025</u>	<u>\$ 61,000</u>	<u>\$ (35,000)</u>

*City of Bonita Springs, Florida*  
**Budget Fiscal Year 2012-2013**  
*City Manager Expenditures*

Fund	<i>00 General Fund</i>	Cost Center <i>201 City Manager</i>				Transaction	<i>537 Physical Environment</i>
		Actual 2010-2011	Original 2011-2012 Budget	Amended 2011-2012 Budget	Expected 2011-2012	Requested 2012-2013 Budget	Requested +/- over 2011-2012 Budget
	Personal Services	-	-	-	-	-	-
	Operating Expenditures	186,359	235,840	235,840	230,463	248,540	12,700
	Capital Outlay	-	-	-	-	-	-
		-	-	-	-	-	-
		<u>\$ 186,359</u>	<u>\$ 235,840</u>	<u>\$ 235,840</u>	<u>\$ 230,463</u>	<u>\$ 248,540</u>	<u>\$ 12,700</u>
	Full Time Equivalent Positions	<u>-</u>	<u>-</u>	<u>-</u>	<u>-</u>	<u>-</u>	<u>-</u>
Transaction/ Object #      Account Description							
	53731xx Professional Services	86,027	135,500	135,500	130,131	128,200	(7,300)
	53734xx Contractual Services	100,332	100,340	100,340	100,332	120,340	20,000
		-	-	-	-	-	-
	<b>City Manager Expenditures-Physical Environment</b>	<u><b>\$ 186,359</b></u>	<u><b>\$ 235,840</b></u>	<u><b>\$ 235,840</b></u>	<u><b>\$ 230,463</b></u>	<u><b>\$ 248,540</b></u>	<u><b>\$ 12,700</b></u>



*City of Bonita Springs, Florida*  
**Budget Fiscal Year 2012-2013**  
*City Manager Expenditures*

Fund	<i>00 General Fund</i>	Cost Center <i>201 City Manager</i>				Transaction	<i>537 Physical Environment</i>
		Type of Expenditure: <b>Professional Services</b>					
		Account: <b>00.201.53731xx</b>					
<u>Account</u>	<u>Item Description</u>	Actual 2010-2011	Original 2011-2012 Budget	Amended 2011-2012 Budget	Expected 2011-2012	Requested 2012-2013 Budget	Requested + / (-) over 2011-2012 Budget
00.201.5373120	NPDES Permit	\$ 1,619	\$ 2,500	\$ 2,500	\$ 2,500	\$ 2,000	\$ (500)
	NPDES Consultant						
00.201.5373121	Assistance: Monitoring Plan, Annual Report, Compliance Assistance <sup>1</sup>	20,435	35,000	35,000	19,431	25,000	(10,000)
00.201.5373123	Misc. Stormwater Maintenance	-	-	-	-	-	-
00.201.5373125	Asbestos Surveys	-	1,000	1,000	-	-	(1,000)
00.201.5373126	DRGR Study	-	-	-	-	-	-
00.201.5373127	TMDL Monitoring <sup>2</sup>	50,600	62,000	66,200	66,200	66,200	-
00.201.5373128	BMAP Program (Basin Mgmt Action Plan) <sup>3</sup>	10,951	30,000	25,800	30,000	35,000	9,200
00.201.5373129	Water Quality	-	5,000	5,000	-	-	(5,000)
00.201.5373130	Beach Renourishment	2,422	-	-	12,000	-	-
		-	-	-	-	-	-
		<u>\$ 86,027</u>	<u>\$ 135,500</u>	<u>\$ 135,500</u>	<u>\$ 130,131</u>	<u>\$ 128,200</u>	<u>\$ (7,300)</u>

<sup>1</sup> This consists of two (2) parts. Part One is day-to-day "as-needed," and Part Two is preparation of report and follow-up with DEP. Both can vary significantly. The City is getting a new, much tougher, permit, and since we have not been audited for several years, the chances of an audit are ever greater.

<sup>2</sup> TMDL Monitoring (Total Maximum Daily Limits) - This is a separate, but related, program to the NPDES. TMDLs primarily have to do with nitrogen and phosphorus concentrations. This particular line item covers consultant sampling and testing assistance, again it needs to be increased from previous years, due to the "ramping up" of water quality requirements.

<sup>3</sup> BMAP Program (Basin Management Action Plan) - This program, required under the Clean Water Act and administered by DEP, is expected to be finalized this calendar year. It will require an "action plan" by the City to reduce total nitrogen in the fresh water section of the Imperial River.

*City of Bonita Springs, Florida*  
**Budget Fiscal Year 2012-2013**  
*City Manager Expenditures*

Fund	<i>00 General Fund</i>	Cost Center <i>201 City Manager</i>				Transaction	<i>537 Physical Environment</i>
	Type of Expenditure:	<b>Contractual Services</b>					
	Account:	<b>00.201.53734xx</b>					
<u>Account</u>	<u>Item Description</u>	<u>Actual</u> 2010-2011	<u>Original</u> 2011-2012 <u>Budget</u>	<u>Amended</u> 2011-2012 <u>Budget</u>	<u>Expected</u> 2011-2012	<u>Requested</u> 2012-2013 <u>Budget</u>	<u>Requested</u> + / (-) over 2011-2012 <u>Budget</u>
00.201.5373400	Lee County Dept of Natural Resources <sup>1</sup>	\$ 100,332	\$ 100,340	\$ 100,340	\$ 100,332	\$ 100,340	\$ -
00.201.5373401	Urban Forestry Program <sup>2</sup>	-	-	-	-	20,000	20,000
		<u>-</u>	<u>-</u>	<u>-</u>	<u>-</u>	<u>-</u>	<u>-</u>
		<u>\$ 100,332</u>	<u>\$ 100,340</u>	<u>\$ 100,340</u>	<u>\$ 100,332</u>	<u>\$ 120,340</u>	<u>\$ 20,000</u>

<sup>1</sup> Contract Services Lee County Natural Resources. This covers the cost of services, provided by Lee County Natural Resources, including a wide range of tasks such as: responding to citizen requests for action regarding flooding complaints and water quality problems; providing stormwater related reviews, analyses, and reports as needed; reviewing plans for development that affect regional surface water; managing mandated NPDES MS4 permit in compliance with the Federal Clean Water Act, except for preparation of the City's application, annual report and permit fee; participating and reviewing regional stormwater studies; monitoring and reporting hydrologic data including rain, river stage and groundwater levels in the Bonita Springs area; updating flood zone maps in coordination with FEMA; distributing information and assisting development with compliance.

<sup>2</sup> Transferred from City Council Physical Environment (101.537).

*City of Bonita Springs, Florida*  
**Budget Fiscal Year 2012-2013**

*City Manager Expenditures*

Fund	00 General Fund	Cost Center 201 City Manager			Transaction	541 Public Works	
		Actual 2010-2011	Original 2011-2012 Budget	Amended 2011-2012 Budget	Expected 2011-2012	Requested 2012-2013 Budget	Requested +/- over 2011-2012 Budget
Personal Services		1,026,278	961,500	760,700	760,700	683,100	(77,600)
Operating Expenditures		2,150,008	1,754,670	1,754,180	1,628,901	1,728,460	(25,720)
Capital Outlay		22,776	7,000	7,000	7,000	-	(7,000)
		-	-	-	-	-	-
		<u>\$ 3,199,062</u>	<u>\$ 2,723,170</u>	<u>\$ 2,521,880</u>	<u>\$ 2,396,601</u>	<u>\$ 2,411,560</u>	<u>\$ (110,320)</u>
Full Time Equivalent Positions <sup>2</sup>		<u>15.0</u>	<u>15.0</u>	<u>7.5</u>	<u>7.5</u>	<u>8.5</u>	<u>1.0</u>
Transaction/ Object #	Account Description						
5411200	Regular Salaries & Wages <sup>2</sup>	749,573	697,400	560,500	560,500	516,300	(44,200)
5411400	Overtime <sup>2</sup>	3,244	3,100	2,300	2,300	1,500	(800)
5412100	FICA Taxes <sup>2</sup>	57,924	53,000	42,460	42,460	39,600	(2,860)
5412200	Retirement Contributions <sup>2</sup>	73,572	36,200	29,150	29,150	27,300	(1,850)
5412300	Health & Life Insurance <sup>2</sup>	126,353	143,300	105,410	105,410	82,000	(23,410)
5412400	Workers Compensation <sup>2</sup>	7,724	10,400	6,410	6,410	3,700	(2,710)
5412500	Unemployment Compensation <sup>2</sup>	7,888	18,100	14,470	14,470	12,700	(1,770)
54131xx	Professional Services	208,175	199,270	199,270	156,432	152,000	(47,270)
54134xx	Contractual Services	1,503,871	1,116,400	1,116,400	1,055,046	1,138,200	21,800
5413410	HR Leasing Fees	1,645	1,700	1,210	1,210	1,710	500
5414000	Travel & Per Diem	1,056	1,500	1,500	1,479	2,300	800
5414100	Communications	4,167	5,000	5,000	4,776	5,100	100
5414200	Freight & Postage	86	200	200	200	100	(100)
5414300	Utilities	313,830	310,000	310,000	310,034	320,000	10,000
5414500	Insurance	65,209	61,000	61,000	61,000	66,800	5,800
5414600	Repair & Maintenance	12,157	7,000	7,000	4,500	4,500	(2,500)
5414700	Printing & Binding	61	400	400	200	200	(200)
5414800	Advertising	-	-	-	287	300	300
5414905	Permit Recording Fee <sup>1</sup>	1,191	1,000	1,000	1,530	1,500	500
5415100	Office Supplies	1,818	2,000	2,000	1,746	2,250	250
5415200	Operating Supplies	932	3,000	3,000	2,867	3,250	250
5415205	Operating Supplies-Fuel	24,579	25,000	25,000	15,000	15,000	(10,000)
5415210	Clothing Allowance	1,115	1,000	1,000	1,094	1,250	250
5415250	Small Tools & Equipment	5,099	14,200	14,200	8,000	10,000	(4,200)
5415400	Book, Pub, Memberships	610	1,000	1,000	-	-	(1,000)
5415500	Training	4,407	5,000	5,000	3,500	4,000	(1,000)
5416400	Capital Outlay	22,776	7,000	7,000	7,000	-	(7,000)
		-	-	-	-	-	-
<b>City Manager Expenditures-Public Works</b>		<b><u>\$ 3,199,062</u></b>	<b><u>\$ 2,723,170</u></b>	<b><u>\$ 2,521,880</u></b>	<b><u>\$ 2,396,601</u></b>	<b><u>\$ 2,411,560</u></b>	<b><u>\$ (110,320)</u></b>
Less Cash Collections - Public Works Permits <sup>1</sup>		(4,260)	(3,000)	(3,000)	(5,000)	(5,000)	(2,000)
Allocation of payroll to maintenance of Parks and Recreation cost centers		(190,480)	(190,480)	(95,240)	(95,240)	26,750	121,990
Total Financial Impact of Public Works		<b><u>\$ 3,004,322</u></b>	<b><u>\$ 2,529,690</u></b>	<b><u>\$ 2,423,640</u></b>	<b><u>\$ 2,296,361</u></b>	<b><u>\$ 2,433,310</u></b>	<b><u>\$ 9,670</u></b>

<sup>1</sup> The permit recording fee is offset by Cash Collections-Public Works Permits as listed above

<sup>2</sup> Above decreases are primarily a result of the transfer of maintenance staff to Parks and Recreation cost center (602.572).

*City of Bonita Springs, Florida*  
**Budget Fiscal Year 2012-2013**

*Request for Personnel*

Fund: 00 General Fund

Department: 201 City Manager

Transaction: 541 Public Works

Account Number: 00.201.5411200

Position Title: Project Manager Start Date: 10/1/2012

Position Address: Public Works Salary: \$55,000

Employee Status:      Exempt   X   Non-exempt Number of Employees Requested:   1  

Hours of Work:   8 am - 5 pm  

Justification for Position:

The DEP required Water Quality Programs have gotten progressively more complicated and time-consuming. In order to make sure the City is in compliance we have relied heavily on outside engineering contractors for a variety of the more technical aspects of the program. Consulting costs for the upcoming year are anticipated to be about \$60,000, and our internal staff time allotted for this initiative is significant and increasing.

We are recommending a new position for a full time staff member to be able to concentrate on a variety of Water Quality issues. We anticipate that this cost will help reduce our reliance on outside contractors to a small degree, but will, more importantly free up existing staff to be able to focus on other priority projects in a more efficient and cost-effective manner. Our current system sometimes results in a log-jam that is a result of our limited manpower.

Filling this position will be held until after the Public Works Director vacancy is filled and may be affected by that choice.

A. Proposed annual salary .....	\$	55,000
B. Proposed annual payroll taxes and fees (approximately 9% of annual salary) .....		4,700
C. Proposed annual benefit costs (estimated at 24% of annual salary) .....		13,130
D. Proposed annual workers compensation insurance premiums .....		550
E. Other related proposed expenses:		
(1) Vehicle request (detailed on capital expenditures form) .....		-
(2) Vehicle allowance (mileage) .....		800
(3) Equipment, i.e., furniture, computer, etc .....		2,000
(4) Communication equipment, i.e., telephone, pager, etc .....		100
(5) Office and operating supplies .....		500
(6) Clothing or uniform allowance .....		150
(7) Other expenditures, i.e., training, continuing education, membership fees, etc .....		-
<b>Total Fiscal Impact on Fiscal Year Budget</b>		<b>\$ 76,930</b>

*City of Bonita Springs, Florida*  
**Budget Fiscal Year 2012-2013**  
*City Manager Expenditures*

Fund	<i>00 General Fund</i>	Cost Center	201 City Manager		Transaction	<i>541 Public Works</i>	
		Type of Expenditure: <b>Professional Services</b>					
		Account: <b>00.201.54131xx</b>					
<u>Account</u>	<u>Item Description</u>	Actual 2010-2011	Original 2011-2012 <u>Budget</u>	Amended 2011-2012 <u>Budget</u>	Expected 2011-2012	Requested 2012-2013 <u>Budget</u>	Requested + / (-) over 2011-2012 <u>Budget</u>
00.201.5413108	Stormwater Master Plan Quality	\$ 175,087	\$ 30,000	\$ 30,000	\$ 31,575	\$ -	\$ (30,000)
00.201.5413111	Engineering Services for Misc. Non-CIP Projects	4,888	35,000	35,000	10,000	25,000	(10,000)
00.201.5413112	Pavement Management Assistance	-	2,000	2,000	-	-	(2,000)
00.201.5413114	GIS Consultant Assistance	-	-	-	-	-	-
00.201.5413118	Traffic Engineering Assistance (with Sign Reflectivity Study)	7,948	20,000	20,000	4,687	15,000	(5,000)
00.201.5413119	Annual Traffic Counts	11,875	14,000	14,000	12,000	12,000	(2,000)
00.201.5413120	GIS Software License	7,345	9,000	9,000	8,900	9,000	-
00.201.5413121	GIS Services	1,032	89,270	89,270	89,270	91,000	1,730
		<u>-</u>	<u>-</u>	<u>-</u>	<u>-</u>	<u>-</u>	<u>-</u>
		<u>\$ 208,175</u>	<u>\$ 199,270</u>	<u>\$ 199,270</u>	<u>\$ 156,432</u>	<u>\$ 152,000</u>	<u>\$ (47,270)</u>

Please Note: Above are for known Public Works projects only. If administration is to utilize planning consultants or other consultants, or if significant other projects are added, these amounts are not budgeted for in this number.

*City of Bonita Springs, Florida*  
**Budget Fiscal Year 2012-2013**  
*City Manager Expenditures*

Fund	<i>00 General Fund</i>	Cost Center	201 City Manager			Transaction	<i>541 Public Works</i>
		Type of Expenditure:		<b>Contractual Services</b>			
		Account:		<b>00.201.54134xx</b>			
<u>Account</u>	<u>Item Description</u>	Actual 2010-2011	Original 2011-2012 Budget	Amended 2011-2012 Budget	Expected 2011-2012	Requested 2012-2013 Budget	Requested + / (-) over 2011-2012 Budget
00.201.5413426	Computer Consulting	\$ -	\$ 2,000	\$ 2,000	\$ 1,000	\$ -	\$ (2,000)
00.201.5413440	Street, Drainageway and Canal Maintenance <sup>1</sup>	623,872	680,000	680,000	640,000	635,000	(45,000)
00.201.5413441	Railroad Maintenance Fees - Various Crossings	22,036	25,000	25,000	24,979	25,000	-
00.201.5413442	Bonita Beach Road/I-75 Interchange Maintenance - Mowing (Private Contractor)	23,487	25,000	25,000	24,200	25,000	-
00.201.5413445	US 41 Landscape Maintenance - Superior Landscaping	171,308	180,000	180,000	168,767	200,000	20,000
00.201.5413446	Bonita Beach Road Landscape Upgrade Maintenance - To Lee County	23,960	30,000	30,000	29,951	30,000	-
00.201.5413459	Decorative Lighting Maintenance	54,821	70,000	70,000	60,014	60,000	(10,000)
00.201.5413465	Sunshine State One	708	2,400	2,400	1,026	1,200	(1,200)
00.201.5413466	Central Locating Service	15,530	12,000	12,000	12,222	12,000	-
00.201.5413480	Street Overlays/Maintenance - Annual Resurfacing	561,957	-	-	-	-	-
00.201.5413487	Exotic Vegetation Removal & Maintenance	6,192	50,000	50,000	35,945	40,000	(10,000)
00.201.5413488	Traffic Signal Maint (Lee Co) <sup>1</sup>	-	35,000	35,000	35,000	50,000	15,000
00.201.5413489	BBIA N. Hickory Curbing Project <sup>2</sup>	-	5,000	5,000	21,942	-	(5,000)
00.201.5413490	Clear Drainage/Private Property w/License	-	-	-	-	25,000	25,000
00.201.5413491	Exotic Vegetation Removal & Maintenance, Oak Creek	-	-	-	-	35,000	35,000
		<u>-</u>	<u>-</u>	<u>-</u>	<u>-</u>	<u>-</u>	<u>-</u>
		<u>\$ 1,503,871</u>	<u>\$ 1,116,400</u>	<u>\$ 1,116,400</u>	<u>\$ 1,055,046</u>	<u>\$ 1,138,200</u>	<u>\$ 21,800</u>

<sup>1</sup>Transferred \$15,000 from Street, Drainageway and Canal Maintenance to meet contractual obligations in Traffic Signal Maintenance.

<sup>2</sup>Contributions were received for this line item totaling \$14,280, thus reducing the cost to the City to \$7,663.

*City of Bonita Springs, Florida*  
**Budget Fiscal Year 2012-2013**  
*City Manager Expenditures*

Fund	00 General Fund	Cost Center 201 City Manager				Transaction 562 Human Services	
		Actual 2010-2011	Original 2011-2012 Budget	Amended 2011-2012 Budget	Expected 2011-2012	Requested 2012-2013 Budget	Requested + / (-) over 2011-2012 Budget
Personal Services		-	-	-	-	-	-
Operating Expenditures		183,136	189,210	189,210	189,210	180,000	(9,210)
Capital Outlay		-	-	-	-	-	-
		-	-	-	-	-	-
		<u>\$ 183,136</u>	<u>\$ 189,210</u>	<u>\$ 189,210</u>	<u>\$ 189,210</u>	<u>\$ 180,000</u>	<u>\$ (9,210)</u>
Full Time Equivalent Positions		<u>-</u>	<u>-</u>	<u>-</u>	<u>-</u>	<u>-</u>	<u>-</u>
Transaction/ Object #	Account Description						
5623400	Health-Animal Control	183,136	189,210	189,210	189,210	180,000	(9,210)
		-	-	-	-	-	-
<b>City Manager Expenditures-Human Services</b>		<u>\$ 183,136</u>	<u>\$ 189,210</u>	<u>\$ 189,210</u>	<u>\$ 189,210</u>	<u>\$ 180,000</u>	<u>\$ (9,210)</u>

*City of Bonita Springs, Florida*  
**Budget Fiscal Year 2012-2013**

*City Manager Expenditures*

Fund	<i>00 General Fund</i>	Cost Center <i>210 Building Permits</i> <i>211 Development/Zoning</i>				Transaction	<i>Various</i>
		Actual 2010-2011	Original 2011-2012 Budget	Amended 2011-2012 Budget	Expected 2011-2012	Requested 2012-2013 Budget	Requested +/- over 2011-2012 Budget
Personal Services		-	-	-	-	-	-
Operating Expenditures		2,654,263	2,566,400	2,866,300	2,876,000	2,676,000	(190,300)
Capital Outlay		92,450	89,800	89,800	89,800	-	(89,800)
		-	-	-	-	-	-
		<u>\$ 2,746,713</u>	<u>\$ 2,656,200</u>	<u>\$ 2,956,100</u>	<u>\$ 2,965,800</u>	<u>\$ 2,676,000</u>	<u>\$ (280,100)</u>
Full Time Equivalent Positions <sup>1</sup>		-	-	-	-	-	-
Transaction/ Object #	Account Description						
210.5243400	Building/Environmental <sup>3</sup>	\$ 1,088,386	\$ 1,000,000	\$ 1,500,000	\$ 1,500,000	\$ 1,300,000	\$ (200,000)
210.5246400	Capital Outlay <sup>3</sup>	92,450	89,800	89,800	89,800	-	(89,800)
211.5153103	Architectural Services	4,377	5,000	5,000	5,000	5,000	-
211.5153400	Planning /Zoning <sup>2</sup>	1,537,000	1,537,100	1,337,000	1,337,000	1,337,000	-
211.5153401	Impact Fee Adm. Cost 1%	24,500	24,300	24,300	25,000	25,000	700
211.5153402	Simplifile/Lee Court <sup>3</sup>	-	-	-	6,000	6,000	6,000
211.5154912	Credit Card Charges <sup>3</sup>	-	-	-	3,000	3,000	3,000
		-	-	-	-	-	-
<b>City Manager Expenditures-Community Development</b>		<u><b>\$ 2,746,713</b></u>	<u><b>\$ 2,656,200</b></u>	<u><b>\$ 2,956,100</b></u>	<u><b>\$ 2,965,800</b></u>	<u><b>\$ 2,676,000</b></u>	<u><b>\$ (280,100)</b></u>
Less Building/Environmental Fees		(1,088,473)	(1,000,000)	(1,500,000)	(1,500,000)	(1,300,000)	200,000
Less Contractor Payments-EnerGov-Capital outlay		(92,450)	(89,800)	(89,800)	(89,800)	-	89,800
Less Planning & Zoning Fees		(161,814)	(130,000)	(130,000)	(130,000)	(150,000)	(20,000)
Less 1% Impact Fee Administrative Cost		(24,500)	(24,300)	(24,300)	(25,000)	(25,000)	(700)
Less Simplifile/Credit Card Convenience Fees		-	-	-	(9,000)	(9,000)	(9,000)
		-	-	-	-	-	-
Total Financial Impact of Community Development		<u>\$ 1,379,476</u>	<u>\$ 1,412,100</u>	<u>\$ 1,212,000</u>	<u>\$ 1,212,000</u>	<u>\$ 1,192,000</u>	<u>\$ (20,000)</u>

<sup>1</sup> Community Development contracted services personnel are as follows: Building department has 4 full time employees, Planning & Zoning department has 4 full time employees, and 5 full time employees time is divided between both Building and Planning & Zoning departments. Service provider also has access to other resources which are utilized on an as needed basis.

<sup>2</sup> Staff negotiated a contract reduction which led to an annual savings of \$200,000.

<sup>3</sup> Offset by fees collected.



*City of Bonita Springs, Florida*  
**Budget Fiscal Year 2012-2013**  
*City Attorney Expenditures*

Fund	<i>00 General Fund</i>	Cost Center <i>301 City Attorney</i>				Transaction	<i>514 Legal Counsel</i>
							Requested
							+ / (-) over
							2011-2012
							<u>Budget</u>
							Requested
							2012-2013
							<u>Budget</u>
							Expected
							2011-2012
							<u>Budget</u>
							Actual
							2010-2011
							<u>Budget</u>
Personal Services		320,005	314,200	322,560	322,560	336,600	14,040
Operating Expenditures		32,818	40,050	40,050	28,592	38,240	(1,810)
Capital Outlay		-	-	-	-	-	-
		-	-	-	-	-	-
		<u>\$ 352,823</u>	<u>\$ 354,250</u>	<u>\$ 362,610</u>	<u>\$ 351,152</u>	<u>\$ 374,840</u>	<u>\$ 12,230</u>
Full Time Equivalent Positions		<u>3.0</u>	<u>3.0</u>	<u>3.0</u>	<u>3.0</u>	<u>3.0</u>	<u>-</u>
Transaction/ Object #	Account Description						
5141100	Executive Salaries	125,230	124,100	129,630	129,630	140,100	10,470
5141200	Regular Salaries & Wages	115,335	115,300	116,960	116,960	119,600	2,640
5141202	Car Allowance	-	-	-	-	-	-
5141400	Overtime	-	-	-	-	-	-
5142100	FICA Taxes	16,260	17,400	17,950	17,950	18,100	150
5142200	Retirement Contributions	32,618	19,200	19,680	19,680	20,300	620
5142300	Health & Life Insurance	27,996	31,500	31,500	31,500	31,500	-
5142400	Workers Compensation	334	500	510	510	600	90
5142500	Unemployment Compensation	2,232	6,200	6,330	6,330	6,400	70
51431xx	Professional Services	14,449	15,000	15,000	4,481	15,000	-
5143300	Court Reporting	-	1,000	1,000	1,000	1,000	-
5143410	HR Leasing Fees	334	400	400	406	570	170
5144000	Travel & Per Diem	2,189	2,500	2,500	4,000	4,000	1,500
5144100	Communications	730	1,000	1,000	1,240	720	(280)
5144200	Freight & Postage	74	150	150	251	150	-
5144700	Printing & Binding	4	-	-	-	-	-
5144800	Advertising	5,172	7,000	7,000	5,311	5,000	(2,000)
5144900	Other Current Charges	-	-	-	-	-	-
5145100	Office Supplies	50	500	500	799	500	-
5145200	Operating Supplies	481	500	500	604	500	-
5145210	Clothing Allowance	-	-	-	-	-	-
5145400	Book, Pub, Memberships	7,568	8,000	8,000	8,000	8,300	300
5145500	Training	1,767	4,000	4,000	2,500	2,500	(1,500)
5146400	Capital Outlay	-	-	-	-	-	-
		-	-	-	-	-	-
<b>City Attorney Expenditures</b>		<u>\$ 352,823</u>	<u>\$ 354,250</u>	<u>\$ 362,610</u>	<u>\$ 351,152</u>	<u>\$ 374,840</u>	<u>\$ 12,230</u>

*City of Bonita Springs, Florida*  
**Budget Fiscal Year 2012-2013**  
*City Attorney Expenditures*

Fund      **00 General Fund**                      Cost Center    **301 City Attorney**                      Transaction    **514 Legal Counsel**

Type of Expenditure: **Contracted Legal Assistance**  
Account: **00.301.51431xx**

<u>Account</u>	<u>Item Description</u>	<u>Actual</u> 2010-2011	<u>Original</u> 2011-2012 <u>Budget</u>	<u>Amended</u> 2011-2012 <u>Budget</u>	<u>Expected</u> 2011-2012	<u>Requested</u> 2012-2013 <u>Budget</u>	Requested
							+ /(-) over 2011-2012 <u>Budget</u>
5143100	Contracted Legal Assistance	\$ -	\$ 15,000	\$ 15,000	\$ -	\$ 15,000	\$ -
5143103	Charter Amendments Services	-	-	-	-	-	-
5143107	Equal Employment Opp	208	-	-	-	-	-
5143114	State Attorney Investigation	-	-	-	-	-	-
5143115	Prof Services - Miscellaneous	1,270	-	-	-	-	-
5143116	Roe Bar N Ranch	225	-	-	-	-	-
5143117	Bonita Citizens for Resp Govt	12,746	-	-	4,481	-	-
		-	-	-	-	-	-
		<u>\$ 14,449</u>	<u>\$ 15,000</u>	<u>\$ 15,000</u>	<u>\$ 4,481</u>	<u>\$ 15,000</u>	<u>\$ -</u>

The cost for outside counsel (including other legal costs such as court reporting, clerk fees, process of service, etc.) varies each year, in part due to changes in the economy. In years where there are substantial capital improvement projects, there are legal costs associated with acquisition and condemnation. The legal fees and costs associated with those projects are accounted for in the individual project.

Outside attorneys are hired on a case by case basis, when needed, to respond to a variety of municipal matters. The reasons to use an outside attorney are when (1) the type of service is specialized, (2) the time necessary to adequately address the case cannot be devoted in house with existing resources, or (3) the case creates a potential legal conflict (or perceived conflict) for in house counsel. Outside attorneys are anticipated to be continued in FY 2012-2013 for the issues related to the Bernwood Development Order. In addition, outside attorneys, may be needed for unforeseen issues such as appellate, labor (personnel, workers compensation, and/or human resources issues), code enforcement collections and foreclosures, real estate, construction litigation, constitutional (elections and/or redistricting) or community redevelopment. Other matters may require the need for outside legal services depending on city council or others (government or public), changes in local, Florida, or Federal law, and the litigious nature of others.

Costs for outside attorney services is minimized through case monitoring and to the maximum extent possible, legal work is handled in house. In personal injury, accident or other matters where a claim is covered under insurance outside counsel is provided through the City's insurance carrier (in whole or part). In those instances, the City Attorney monitors the outside counsel's services, but cost is not reflected in budget. Recovery of attorney fees is limited to certain claims, but whenever possible, when the city prevails it will seek repayment, understanding that in most circumstances recovery of legal fees will not occur because the city is not entitled, the other party does not have the money or the cost of seeking repayment exceeds the amount that can be recovered (e.g., minimal costs only will not justify the cost of filing the motions for the court orders and enforcement of collection).

*City of Bonita Springs, Florida*  
**Budget Fiscal Year 2012-2013**  
*Administrative Services Expenditures*

Fund	<i>00 General Fund</i>	Cost Center	<i>401 Administrative Services</i>	Transaction	<i>513 Administration</i>		
		Actual	Original	Amended	Expected	Requested	Requested
		<u>2010-2011</u>	<u>2011-2012 Budget</u>	<u>2011-2012 Budget</u>	<u>2011-2012</u>	<u>2012-2013 Budget</u>	<u>+ / (-) over 2011-2012 Budget</u>
Personal Services		258,986	458,200	479,150	479,150	361,700	(117,450)
Operating Expenditures		13,466	178,840	178,840	99,937	54,360	(124,480)
Capital Outlay		1,228	-	-	-	-	-
		-	-	-	-	-	-
		<u>\$ 273,680</u>	<u>\$ 637,040</u>	<u>\$ 657,990</u>	<u>\$ 579,087</u>	<u>\$ 416,060</u>	<u>\$ (241,930)</u>
Full Time Equivalent Positions <sup>1</sup>		<u>3.0</u>	<u>7.0</u>	<u>7.0</u>	<u>7.0</u>	<u>5.0</u>	<u>(2.0)</u>
Transaction/ Object #	Account Description						
5131200	Regular Salaries & Wages <sup>1</sup>	201,061	318,500	335,410	335,410	262,000	(73,410)
5131202	Car Allowance	-	-	-	-	-	-
5131300	Other Salaries & Wages	-	-	-	-	-	-
5131400	Overtime <sup>1</sup>	-	13,200	14,390	14,390	4,000	(10,390)
5132100	FICA Taxes <sup>1</sup>	15,478	26,000	27,390	27,390	20,900	(6,490)
5132200	Retirement Contributions <sup>1</sup>	19,404	17,600	18,630	18,630	14,400	(4,230)
5132300	Health & Life Insurance <sup>1</sup>	20,616	71,600	71,600	71,600	51,300	(20,300)
5132400	Workers Compensation <sup>1</sup>	405	2,500	2,630	2,630	2,400	(230)
5132500	Unemployment Compensation <sup>1</sup>	2,022	8,800	9,100	9,100	6,700	(2,400)
51331xx	Professional Service	-	-	-	-	-	-
51334xx	Contractual Services	1,180	82,000	82,000	69,694	44,400	(37,600)
5133410	HR Leasing Fees	3,717	900	900	922	950	50
5134000	Travel & Per Diem	2,161	4,800	4,800	2,250	4,500	(300)
5134100	Communications <sup>1</sup>	226	540	540	549	360	(180)
5134200	Freight & Postage	166	200	200	204	200	-
5134700	Printing & Binder	86	100	100	100	100	-
5134800	Advertising	3,047	3,000	3,000	500	500	(2,500)
5134815	Elections	-	75,000	75,000	12,218	-	(75,000)
5134816	Early Voting	-	10,000	10,000	10,000	-	(10,000)
5134820	Special Elections	-	-	-	-	-	-
5134900	Other Current Charges	-	150	150	366	200	50
5135100	Office Supplies	-	-	-	901	300	300
5135200	Operating Supplies	446	500	500	493	500	-
5135210	Clothing Allowance	-	250	250	-	250	-
5135250	Small Tools & Equipment	1,952	250	250	255	250	-
5135400	Book, Pub, Memberships	485	330	330	330	350	20
5135500	Training	-	820	820	1,155	1,500	680
5136400	Capital Outlay	1,228	-	-	-	-	-
		-	-	-	-	-	-
<b>Administrative Services Expenditures</b>		<u>\$ 273,680</u>	<u>\$ 637,040</u>	<u>\$ 657,990</u>	<u>\$ 579,087</u>	<u>\$ 416,060</u>	<u>\$ (241,930)</u>

<sup>1</sup> Above decreases are primarily the result of staff transfer to the Community Outreach cost center (430.513).

*City of Bonita Springs, Florida*  
**Budget Fiscal Year 2012-2013**  
*Administrative Services Expenditures*

Fund	<i>00 General Fund</i>	Cost Center	<i>401 Administrative Services</i>		Transaction			<i>513 Administration</i>
	Type of Expenditure:	<b>Contractual Services</b>						
	Account:	<b>00.401.51334xx</b>						
<u>Account</u>	<u>Item Description</u>	<u>Actual</u> 2010-2011	<u>Original</u> 2011-2012 <u>Budget</u>	<u>Amended</u> 2011-2012 <u>Budget</u>	<u>Expected</u> 2011-2012	<u>Requested</u> 2012-2013 <u>Budget</u>	<u>Requested</u> + / (-) over 2011-2012 <u>Budget</u>	
00.401.5133408	Audio Software Maintenance	\$ 1,180	\$ 1,400	\$ 1,400	\$ 2,580	\$ 1,400	\$ -	
00.401.5133409	Codification	-	25,000	25,000	27,114	8,000	(17,000)	
00.401.5133411	Website & Social Media Upgrades <sup>1</sup>	-	15,000	15,000	15,000	-	(15,000)	
00.401.5133412	Document Imaging	-	40,600	40,600	25,000	35,000	(5,600)	
		-	-	-	-	-	-	
		<u>\$ 1,180</u>	<u>\$ 82,000</u>	<u>\$ 82,000</u>	<u>\$ 69,694</u>	<u>\$ 44,400</u>	<u>\$ (37,600)</u>	

<sup>1</sup> Expenditures transferred to newly created Community Outreach cost center (430.513).

*City of Bonita Springs, Florida*  
**Budget Fiscal Year 2012-2013**  
*Human Resources Expenditures*

Fund	<i>00 General Fund</i>	Cost Center <i>410 Human Resources</i>				Transaction <i>513 Administration</i>	
		Actual 2010-2011	Original 2011-2012 Budget	Amended 2011-2012 Budget	Expected 2011-2012	Requested 2012-2013 Budget	Requested +/- over 2011-2012 Budget
Personal Services		-	65,200	72,400	72,400	79,500	7,100
Operating Expenditures		-	12,130	12,130	9,391	11,393	(737)
Capital Outlay		-	-	-	-	-	-
		-	-	-	-	-	-
		<u>\$ -</u>	<u>\$ 77,330</u>	<u>\$ 84,530</u>	<u>\$ 81,791</u>	<u>\$ 90,893</u>	<u>\$ 6,363</u>
Full Time Equivalent Positions		<u>-</u>	<u>1.0</u>	<u>1.0</u>	<u>1.0</u>	<u>1.0</u>	<u>-</u>
Transaction/ Object #	Account Description						
5131200	Regular Salaries & Wages	-	47,200	53,430	53,430	59,500	6,070
5131202	Car Allowance	-	-	-	-	-	-
5131300	Other Salaries & Wages	-	-	-	-	-	-
5131400	Overtime	-	-	-	-	-	-
5132100	FICA Taxes	-	3,700	4,180	4,180	4,600	420
5132200	Retirement Contributions	-	2,500	2,860	2,860	3,200	340
5132300	Health & Life Insurance	-	10,300	10,300	10,300	10,500	200
5132400	Workers Compensation	-	200	220	220	200	(20)
5132500	Unemployment Compensation	-	1,300	1,410	1,410	1,500	90
51331xx	Professional Service	-	-	-	-	-	-
51334xx	Contractual Services	-	-	-	-	1,800	1,800
5133410	HR Leasing Fees	-	3,700	3,700	6,830	3,690	(10)
5134000	Travel & Per Diem	-	300	300	150	1,000	700
5134100	Communications	-	-	-	-	-	-
5134200	Freight & Postage	-	100	100	50	50	(50)
5134700	Printing & Binder	-	-	-	-	-	-
5134800	Advertising	-	7,000	7,000	1,766	4,000	(3,000)
5134900	Other Current Charges	-	150	150	-	150	-
5135100	Office Supplies	-	-	-	-	-	-
5135200	Operating Supplies	-	-	-	-	-	-
5135210	Clothing Allowance	-	-	-	-	-	-
5135250	Small Tools & Equipment	-	250	250	-	-	(250)
5135400	Book, Pub, Memberships	-	200	200	200	253	53
5135500	Training	-	430	430	395	450	20
5136400	Capital Outlay	-	-	-	-	-	-
		-	-	-	-	-	-
<b>Human Resources Expenditures</b>		<u>\$ -</u>	<u>\$ 77,330</u>	<u>\$ 84,530</u>	<u>\$ 81,791</u>	<u>\$ 90,893</u>	<u>\$ 6,363</u>

*City of Bonita Springs, Florida*  
**Budget Fiscal Year 2012-2013**  
*Human Resources Expenditures*

Fund      **00 General Fund**                      Cost Center   **410 Human Resources**                      Transaction   **513**  
**Administration**

Type of Expenditure:   **Contractual Services**  
Account:                      **00.410.51334xx**

<u>Account</u>	<u>Item Description</u>	<u>Actual</u> 2010-2011	<u>Original</u> 2011-2012 <u>Budget</u>	<u>Amended</u> 2011-2012 <u>Budget</u>	<u>Expected</u> 2011-2012	<u>Requested</u> Requested 2012-2013 <u>Budget</u>	<u>Requested</u> + / (-) over 2011-2012 <u>Budget</u>
00.410.5133401	Contract Serv-Temp Staff	\$ -	\$ -	\$ -	\$ -	\$ 1,800	\$ 1,800
		-	-	-	-	-	-
		<u>\$ -</u>	<u>\$ -</u>	<u>\$ -</u>	<u>\$ -</u>	<u>\$ 1,800</u>	<u>\$ 1,800</u>

*City of Bonita Springs, Florida*  
**Budget Fiscal Year 2012-2013**  
*Information Technologies Expenditures*

Fund	<i>00 General Fund</i>	Cost Center <i>420 Information Technologies</i>			Transaction <i>513 Administration</i>		
		Actual 2010-2011	Original 2011-2012 Budget	Amended 2011-2012 Budget	Expected 2011-2012	Requested 2012-2013 Budget	Requested +/- over 2011-2012 Budget
Personal Services		-	74,000	81,190	81,190	115,400	34,210
Operating Expenditures		-	74,750	74,750	67,464	28,430	(46,320)
Capital Outlay		-	50,000	50,000	15,000	65,000	15,000
		-	-	-	-	-	-
		<u>\$ -</u>	<u>\$ 198,750</u>	<u>\$ 205,940</u>	<u>\$ 163,654</u>	<u>\$ 208,830</u>	<u>\$ 2,890</u>
Full Time Equivalent Positions		<u>-</u>	<u>1.0</u>	<u>1.0</u>	<u>1.0</u>	<u>1.5</u>	<u>0.5</u>
Transaction/ Object #	<u>Account Description</u>						
5131200	Regular Salaries & Wages	-	49,300	54,610	54,610	83,800	29,190
5131202	Car Allowance	-	-	-	-	-	-
5131300	Other Salaries & Wages	-	-	-	-	-	-
5131400	Overtime	-	5,600	6,510	6,510	6,700	190
5132100	FICA Taxes	-	4,200	4,680	4,680	7,000	2,320
5132200	Retirement Contributions	-	2,900	3,260	3,260	4,800	1,540
5132300	Health & Life Insurance	-	10,300	10,300	10,300	10,500	200
5132400	Workers Compensation	-	200	220	220	300	80
5132500	Unemployment Compensation	-	1,500	1,610	1,610	2,300	690
51331xx	Professional Service	-	-	-	-	-	-
51334xx	Contractual Services	-	69,000	69,000	61,806	20,000	(49,000)
5133410	HR Leasing Fees	-	200	200	136	380	180
5134000	Travel & Per Diem	-	1,000	1,000	1,000	1,000	-
5134100	Communications	-	1,300	1,300	1,300	1,300	-
5134200	Freight & Postage	-	500	500	500	500	-
5134700	Printing & Binder	-	-	-	-	-	-
5134800	Advertising	-	-	-	-	-	-
5134900	Other Current Charges	-	-	-	-	-	-
5135100	Office Supplies	-	-	-	-	-	-
5135200	Operating Supplies	-	1,000	1,000	1,000	1,000	-
5135210	Clothing Allowance	-	-	-	-	-	-
5135250	Small Tools & Equipment	-	1,250	1,250	1,222	3,250	2,000
5135400	Book, Pub, Memberships	-	250	250	250	500	250
5135500	Training	-	250	250	250	500	250
5136400	Capital Outlay <sup>1</sup>	-	50,000	50,000	15,000	65,000	15,000
		-	-	-	-	-	-
<b>Information Technologies Expenditures</b>		<u>\$ -</u>	<u>\$ 198,750</u>	<u>\$ 205,940</u>	<u>\$ 163,654</u>	<u>\$ 208,830</u>	<u>\$ 2,890</u>

<sup>1</sup> The purchase of the new phone system in 2011-2012 has been delayed due to unforeseen circumstances and has been rebudgeted to the fiscal year 2012-2013.

City of Bonita Springs, Florida

Budget Fiscal Year 2012-2013

Request for Personnel

Fund: 00 General Fund

Department: 420 Information Technologies

Transaction: 513 Administration

Account Number: 00.420.5131200

Position Title: Part time I T Help-Desk Assistant Start Date: \_\_\_\_\_

Position Address: \_\_\_\_\_ Salary: \$ 25,000

Employee Status:      Exempt   X   Non-exempt Number of Employees Requested:   1  

Hours of Work: on-site 8am to noon

Justification for Position:

In order to alleviate some of the stresses on our I T Manager, the recommendation is for a part-time help desk assistant who can work with the end users (staff) of PCs, map-tops, I PADS and other devices to address their day-to-day operating and maintenance issues. This should free up time for the I T Manager to be able to address more long-term programmatic and systems enhancements.

A. Proposed annual salary .....	<u>\$ 25,000</u>
B. Proposed annual payroll taxes (approximately 8% of annual salary) .....	<u>\$ 2,000</u>
C. Proposed annual benefit costs (estimated at 28% of annual salary) .....	<u>\$ -</u>
D. Proposed annual workers compensation insurance premiums .....	_____
E. Other related proposed expenses:	
(1) Vehicle request (detailed on capital expenditures form) .....	_____
(2) Vehicle allowance .....	_____
(3) Equipment, i.e., furniture, computer, etc .....	_____
(4) Communication equipment, i.e., telephone, pager, etc .....	_____
(5) Office and operating supplies .....	_____
(6) Clothing or uniform allowance .....	_____
(7) Other expenditures, i.e., training, continuing education, membership fees, etc .....	<u>\$ -</u>

**Total Fiscal Impact on Fiscal Year Budget \$ 27,000**



*City of Bonita Springs, Florida*  
**Budget Fiscal Year 2012-2013**  
*Information Technologies Expenditures*

Fund      **00 General Fund**                      Cost Center   **420 Information Technologies**                      Transaction   **513**  
**Administration**

Type of Expenditure:    **Contractual Services**  
Account:                      **00.420.51334xx**

<u>Account</u>	<u>Item Description</u>	<u>Actual</u> 2010-2011	<u>Original</u> 2011-2012 <u>Budget</u>	<u>Amended</u> 2011-2012 <u>Budget</u>	<u>Expected</u> 2011-2012	<u>Requested</u> Requested 2012-2013 <u>Budget</u>	<u>Requested</u> + / (-) over 2011-2012 <u>Budget</u>
00.420.5133402	Microsoft Licensing	-	-	-	15,000	15,000	15,000
00.420.5133403	Server Software	\$ -	\$ 5,000	\$ 5,000	\$ 5,000	\$ 5,000	\$ -
00.420.5133404	Web Site <sup>1</sup>	-	5,000	5,000	5,000	-	(5,000)
00.420.5133425	TV Channel <sup>1</sup>	-	55,000	55,000	36,806	-	(55,000)
00.420.5133426	Computer Consulting Services	-	4,000	4,000	-	-	(4,000)
		-	-	-	-	-	-
		<u>\$ -</u>	<u>\$ 69,000</u>	<u>\$ 69,000</u>	<u>\$ 61,806</u>	<u>\$ 20,000</u>	<u>\$ (49,000)</u>

<sup>1</sup>Expenditures associated with this line item were transferred from City Hall cost center (201.513) for Fiscal Year 2011-2012, and have been moved to the newly created Community Outreach cost center (430.513) going forward.

*City of Bonita Springs, Florida*  
**Budget Fiscal Year 2012-2013**  
*Capital Expenditures-Vehicle/Equipment*

---

Fund: 00 - General Fund

Priority #: 1

Cost Center: 420 - Information Technologies

Transaction: 513 - Administration

Account #: **00.420.5136400**

Information Technology upgrades and Replacement of Telephone System at City Hall  
Equipment Requested: and Code Enforcement

Cost: \$ **65,000**

Description of requested item:

1) Type of Item (select one):	
New	<u>X</u>
Used	<u>          </u>

2) Information on Item (select one):	
Addition <u>          </u>	→ Proposed Use: <u>          </u>
Replacement <u>          </u>	} Make: <u>          </u> Model: <u>          </u> Year: <u>          </u>
Upgrade <u>X</u>	
Projected Mileage/Hours @ Oct 1st: <u>          </u>	
Equipment condition: <u>Capacity becoming inadequate for needs</u>	
Equipment use: <u>City Hall internal computer network</u>	

3) Construction in Progress (select one):	
Included in CIP:	
Yes <u>          </u>	CIP Number: <u>          </u>
No <u>X</u>	

*City of Bonita Springs, Florida*  
**Budget Fiscal Year 2012-2013**  
*Community Outreach Expenditures*

Fund	<i>00 General Fund</i>	Cost Center <i>430 Community Outreach</i>				Transaction <i>513 Administration</i>	
		Actual 2010-2011	Original 2011-2012 Budget	Amended 2011-2012 Budget	Expected 2011-2012	Requested 2012-2013 Budget	Requested +/- over 2011-2012 Budget
Personal Services		-	-	-	-	129,300	129,300
Operating Expenditures		-	-	-	-	71,650	71,650
Capital Outlay		-	-	-	-	10,000	10,000
		-	-	-	-	-	-
		<u>\$ -</u>	<u>\$ -</u>	<u>\$ -</u>	<u>\$ -</u>	<u>\$ 210,950</u>	<u>\$ 210,950</u>
Full Time Equivalent Positions <sup>1</sup>		-	-	-	-	2.0	2.0
Transaction/ Object #	Account Description						
5131200	Regular Salaries & Wages <sup>1</sup>	-	-	-	-	84,700	84,700
5131202	Car Allowance	-	-	-	-	-	-
5131300	Other Salaries & Wages	-	-	-	-	-	-
5131400	Overtime <sup>1</sup>	-	-	-	-	9,200	9,200
5132100	FICA Taxes <sup>1</sup>	-	-	-	-	7,200	7,200
5132200	Retirement Contributions <sup>1</sup>	-	-	-	-	5,000	5,000
5132300	Health & Life Insurance <sup>1</sup>	-	-	-	-	20,500	20,500
5132400	Workers Compensation <sup>1</sup>	-	-	-	-	300	300
5132500	Unemployment Compensation <sup>1</sup>	-	-	-	-	2,400	2,400
51331xx	Professional Service	-	-	-	-	-	-
51334xx	Contractual Services	-	-	-	-	65,770	65,770
5133410	HR Leasing Fees <sup>1</sup>	-	-	-	-	380	380
5134000	Travel & Per Diem	-	-	-	-	-	-
5134100	Communications <sup>1</sup>	-	-	-	-	1,500	1,500
5134200	Freight & Postage	-	-	-	-	-	-
5134700	Printing & Binder	-	-	-	-	-	-
5134800	Advertising	-	-	-	-	-	-
5134810	Public Relations	-	-	-	-	2,000	2,000
5134900	Other Current Charges	-	-	-	-	-	-
5135100	Office Supplies	-	-	-	-	-	-
5135200	Operating Supplies	-	-	-	-	-	-
5135210	Clothing Allowance	-	-	-	-	-	-
5135250	Small Tools & Equipment	-	-	-	-	-	-
5135400	Book, Pub, Memberships	-	-	-	-	-	-
5135500	Training	-	-	-	-	2,000	2,000
5136400	Capital Outlay	-	-	-	-	10,000	10,000
		-	-	-	-	-	-
<b>Community Outreach Expenditures</b>		<u>\$ -</u>	<u>\$ -</u>	<u>\$ -</u>	<u>\$ -</u>	<u>\$ 210,950</u>	<u>\$ 210,950</u>

<sup>1</sup> Increases above are primarily related to the transfer of staff from Director of Administrative Services cost center (401.513).

*City of Bonita Springs, Florida*  
**Budget Fiscal Year 2012-2013**  
*Community Outreach Expenditures*

Fund      **00 General Fund**                      Cost Center    **430 Community Outreach**                      Transaction    **513**  
*Administration*

Type of Expenditure:    **Contractual Services**  
Account:                      **00.430.51334xx**

<u>Account</u>	<u>Item Description</u>	<u>Actual</u> 2010-2011	<u>Original</u> 2011-2012 <u>Budget</u>	<u>Amended</u> 2011-2012 <u>Budget</u>	<u>Expected</u> 2011-2012	<u>Requested</u> 2012-2013 <u>Budget</u>	<u>Requested</u> + / (-) over 2011-2012 <u>Budget</u>
	Website & Social Media	-	-	-	-	20,770	\$ 20,770
00.430.5133404	Upgrades <sup>2</sup>						
00.430.5133425	TV Channel <sup>1</sup>	\$ -	\$ -	\$ -	\$ -	\$ 45,000	\$ 45,000
		-	-	-	-	-	-
		<u>\$ -</u>	<u>\$ -</u>	<u>\$ -</u>	<u>\$ -</u>	<u>\$ 65,770</u>	<u>\$ 65,770</u>

<sup>1</sup> Expenditures associated with this line item were reflected in the City Hall cost center (201.513) in 2010-2011 and reflected in the Information Technologies cost center (420.513) for Fiscal Year 2011-2012.

<sup>2</sup> Expenditures associated with this line item were reflected in the City Hall cost center (201.513) in 2010-2011 and reflected in both the Information Technologies cost center (420.513) and the Director of Administrative Services cost center (401.513) for Fiscal Year 2011-2012.

*City of Bonita Springs, Florida*  
**Budget Fiscal Year 2012-2013**  
*Capital Expenditures-Vehicle/Equipment*

---

Fund: 00 - General Fund

Priority #: 1

Cost Center: 430 - Community Outreach

Transaction: 513 - Administration

Account #: **00.430.5136400**

Equipment Requested: Government Access Channel Upgrades

Cost: \$ 10,000

Description of requested item:

1) Type of Item (select one):	
New	<u>X</u>
Used	<u>          </u>

2) Information on Item (select one):	
Addition <u>          </u>	→ Proposed Use: <u>          </u>
Replacement <u>          </u>	} Make: <u>          </u> Model: <u>          </u> Year: <u>          </u>
Upgrade <u>X</u>	
Projected Mileage/Hours @ Oct 1st: <u>          </u>	
Equipment condition: <u>          </u>	
Equipment use: <u>          </u>	

3) Construction in Progress (select one):	
Included in CIP:	
Yes <u>          </u>	CIP Number: <u>          </u>
No <u>X</u>	

*City of Bonita Springs, Florida*  
**Budget Fiscal Year 2012-2013**  
*Finance Expenditures*

Fund	<i>00 General Fund</i>	Cost Center <i>501 Finance</i>				Transaction <i>513 Financial</i>	
	Actual 2010-2011	Original 2011-2012 Budget	Amended 2011-2012 Budget	Expected 2011-2012	Requested 2012-2013 Budget	Requested + / (-) over 2011-2012 Budget	
Personal Services	355,097	338,000	388,580	388,580	403,100	14,520	
Operating Expenditures	61,368	60,910	73,000	67,772	69,325	(3,675)	
Capital Outlay	-	-	-	-	-	-	
	-	-	-	-	-	-	
	<u>\$ 416,465</u>	<u>\$ 398,910</u>	<u>\$ 461,580</u>	<u>\$ 456,352</u>	<u>\$ 472,425</u>	<u>\$ 10,845</u>	
Full Time Equivalent Positions	<u>4.0</u>	<u>4.0</u>	<u>5.0</u>	<u>5.0</u>	<u>5.0</u>	<u>-</u>	
Transaction/ Object #      Account Description							
5131200	Regular Salaries & Wages	272,303	256,400	286,320	286,320	290,100	3,780
5131400	Overtime	-	-	5,560	5,560	14,000	8,440
5132100	FICA Taxes	20,309	19,700	23,330	23,330	23,300	(30)
5132200	Retirement Contributions	26,132	13,300	15,770	15,770	16,100	330
5132300	Health & Life Insurance	33,123	41,300	48,690	48,690	51,400	2,710
5132400	Workers Compensation	551	700	1,140	1,140	800	(340)
5132500	Unemployment Compensation	2,679	6,600	7,770	7,770	7,400	(370)
51331xx	Professional Services	1,995	1,600	1,600	1,600	1,600	-
51332xx	Accounting & Auditing	25,325	27,410	27,410	27,410	28,700	1,290
51334xx	Contractual Services	8,614	9,050	11,250	11,240	10,300	(950)
5133410	HR Leasing Fees	424	500	590	594	950	360
5134000	Travel & Per Diem	1,732	1,000	7,000	2,044	5,500	(1,500)
5134100	Communications	-	-	-	-	-	-
5134200	Freight & Postage	69	50	50	41	50	-
5134700	Printing & Binder	86	50	50	43	50	-
5134800	Advertising	1,537	1,600	1,600	1,600	1,600	-
5134910	Bank Charges	12,468	12,000	12,000	11,572	12,000	-
5135100	Office Supplies	3,639	2,000	2,000	2,214	2,500	500
5135200	Operating Supplies	170	50	50	50	75	25
5135250	Small Tools & Equipment	1,912	300	3,400	3,376	500	(2,900)
5135400	Book, Pub, Memberships	1,492	1,300	2,000	2,003	2,000	-
5135500	Training	1,905	4,000	4,000	3,985	3,500	(500)
5136400	Capital Outlay	-	-	-	-	-	-
		-	-	-	-	-	-
<b>Finance Expenditures</b>	<u><b>\$ 416,465</b></u>	<u><b>\$ 398,910</b></u>	<u><b>\$ 461,580</b></u>	<u><b>\$ 456,352</b></u>	<u><b>\$ 472,425</b></u>	<u><b>\$ 10,845</b></u>	
Less Impact Fee 2% Admin Fee	(49,495)	(48,500)	(48,500)	(66,667)	(56,667)	(8,167)	
<b>Total Financial Impact of Finance</b>	<u><b>\$ 366,970</b></u>	<u><b>\$ 350,410</b></u>	<u><b>\$ 413,080</b></u>	<u><b>\$ 389,685</b></u>	<u><b>\$ 415,758</b></u>	<u><b>\$ 2,678</b></u>	

*City of Bonita Springs, Florida*  
**Budget Fiscal Year 2012-2013**  
*Finance Expenditures*

Fund	<i>00 General Fund</i>	Cost Center	<i>501 Finance</i>		Transaction			<i>513 Financial</i>
	Type of Expenditure:	<b>Professional Services</b>						
	Account:	<b>00.501.51331xx</b>						
<u>Account</u>	<u>Item Description</u>	<u>Actual</u> 2010-2011	<u>Original</u> 2011-2012 <u>Budget</u>	<u>Amended</u> 2011-2012 <u>Budget</u>	<u>Expected</u> 2011-2012	<u>Requested</u> 2012-2013 <u>Budget</u>	<u>Requested</u> + / (-) over 2011-2012 <u>Budget</u>	
00.501.5133106	GASB 45 Compliance	\$ 1,995	\$ 1,600	\$ 1,600	\$ 1,600	\$ 1,600	\$ -	
		-	-	-	-	-	-	
		<u>\$ 1,995</u>	<u>\$ 1,600</u>	<u>\$ 1,600</u>	<u>\$ 1,600</u>	<u>\$ 1,600</u>	<u>\$ -</u>	

In order to comply with Governmental Accounting Standards Board (GASB) Statement 45, Accounting and Financial Reporting by Employers for Postemployment Benefits Other Than Pensions, the City must conduct an actuarial study to determine the financial liability of Florida Statute 112.0801 which requires municipalities to allow former employees to participate in a group insurance plan. The health insurance premiums for retirees will not be paid by the City; however, the total premium for retirees may not exceed that of the active group with coverage basically the same as the active group. This requirement creates an implicit rate subsidy borne by the City in the form of higher premiums for active employees and as such a liability must be actuarially calculated.

*City of Bonita Springs, Florida*  
**Budget Fiscal Year 2012-2013**  
*Finance Expenditures*

---

Fund	<i>00 General Fund</i>	Cost Center	<i>501 Finance</i>		Transaction <i>513 Financial</i>		
	Type of Expenditure:	<b>Accounting and Auditing Services</b>					
	Account:	<b>00.501.51332xx</b>					
		Actual	Original	Amended	Expected	Requested	Requested
		2010-2011	2011-2012	2011-2012	2011-2012	2012-2013	+/- over
<u>Account</u>	<u>Item Description</u>	<u>2010-2011</u>	<u>Budget</u>	<u>Budget</u>	<u>2011-2012</u>	<u>Budget</u>	<u>Budget</u>
00.501.5133206	Auditing Services	\$ 25,325	\$ 27,410	\$ 27,410	\$ 27,410	\$ 28,700	\$ 1,290
		-	-	-	-	-	-
		<u>\$ 25,325</u>	<u>\$ 27,410</u>	<u>\$ 27,410</u>	<u>\$ 27,410</u>	<u>\$ 28,700</u>	<u>\$ 1,290</u>



*City of Bonita Springs, Florida*  
**Budget Fiscal Year 2012-2013**  
*Finance Expenditures*

---

Fund	<b>00 General Fund</b>	Cost Center	<b>501 Finance</b>			Transaction	<b>513 Financial</b>	
	Type of Expenditure:	<b>Contractual Services</b>						
	Account:	<b>00.501.51334xx</b>						
<u>Account</u>	<u>Item Description</u>	<u>Actual</u> <u>2010-2011</u>	<u>Original</u> 2011-2012 <u>Budget</u>	<u>Amended</u> 2011-2012 <u>Budget</u>	<u>Expected</u> 2011-2012	<u>Requested</u> 2012-2013 <u>Budget</u>	<u>Requested</u> + / (-) over 2011-2012 <u>Budget</u>	
00.501.5133426	Software Maintenance	\$ 8,614	\$ 9,050	\$ 11,250	\$ 11,240	\$ 10,300	\$ (950)	
		-	-	-	-	-	-	
		<u>\$ 8,614</u>	<u>\$ 9,050</u>	<u>\$ 11,250</u>	<u>\$ 11,240</u>	<u>\$ 10,300</u>	<u>\$ (950)</u>	

*City of Bonita Springs, Florida*  
**Budget Fiscal Year 2012-2013**  
*Parks and Recreation Expenditures*

Fund <i>00 General Fund</i>	Cost Center <i>602 Recreation Center</i>				Transaction	<i>572 Parks &amp; Recreation</i>	
	Actual 2010-2011	Original 2011-2012 Budget	Amended 2011-2012 Budget	Expected 2011-2012	Requested 2012-2013 Budget	Requested + / (-) over 2011-2012 Budget	
Personal Services	328,374	319,900	487,990	487,990	667,400	179,410	
Operating Expenditures	225,445	231,660	232,060	224,800	239,540	7,480	
Capital Outlay	-	-	-	-	80,000	80,000	
	-	-	-	-	-	-	
	<u>\$ 553,819</u>	<u>\$ 551,560</u>	<u>\$ 720,050</u>	<u>\$ 712,790</u>	<u>\$ 986,940</u>	<u>\$ 266,890</u>	
Full Time Equivalent Positions	<u>7.5</u>	<u>7.0</u>	<u>13.0</u>	<u>13.0</u>	<u>13.0</u>	<u>-</u>	
Transaction/ Object #	Account Description						
5721200	Regular Salaries & Wages <sup>1</sup>	238,707	234,000	348,830	348,830	472,900	124,070
5721300	Other Salaries & Wages	-	-	-	-	-	-
5721400	Overtime <sup>1</sup>	447	-	800	800	1,800	1,000
5722100	FICA Taxes <sup>1</sup>	18,506	17,900	26,750	26,750	36,400	9,650
5722200	Retirement Contributions <sup>1</sup>	23,791	12,100	18,130	18,130	25,100	6,970
5722300	Health & Life Insurance <sup>1</sup>	36,404	40,900	71,400	71,400	101,700	30,300
5722400	Workers Compensation <sup>1</sup>	7,827	8,600	12,800	12,800	17,300	4,500
5722500	Unemployment Compensation <sup>1</sup>	2,692	6,400	9,280	9,280	12,200	2,920
57234xx	Contractual Services	44,921	50,000	50,000	49,500	54,500	4,500
5723410	HR Leasing Fees <sup>1</sup>	1,012	1,200	1,600	1,600	3,040	1,440
5724000	Travel & Per Diem	359	1,800	1,800	1,000	1,000	(800)
5724100	Communications	3,056	8,160	8,160	5,000	5,000	(3,160)
5724200	Freight & Postage	-	50	50	-	-	(50)
5724300	Utilities	51,413	57,900	57,900	57,900	57,900	-
5724400	Rentals & Leases	17,975	22,250	22,250	20,000	20,000	(2,250)
5724500	Insurance	36,490	25,600	25,600	25,600	33,400	7,800
5724600	Repair & Maintenance	33,005	25,000	25,000	25,000	25,000	-
5724710	Brochure	-	-	-	-	-	-
5724800	Advertising	-	-	-	-	-	-
5724900	Other Current Charges	-	-	-	-	-	-
5725100	Office Supplies	850	2,000	2,000	1,500	1,500	(500)
5725200	Operating Supplies	34,421	35,000	35,000	35,000	35,000	-
5725205	Operating Supplies-Fuel	376	-	-	-	-	-
5725210	Clothing Allowance	1,278	1,500	1,500	1,500	2,000	500
5725250	Small Tools & Equipment	219	1,000	1,000	1,000	1,000	-
5725260	Winter Festival	-	-	-	-	-	-
5725400	Books, Pub, Memberships	70	200	200	200	200	-
5725500	Training	-	-	-	-	-	-
5726400	Capital Outlay	-	-	-	-	80,000	80,000
<b>Recreation Center Expenditures</b>	<b><u>\$ 553,819</u></b>	<b><u>\$ 551,560</u></b>	<b><u>\$ 720,050</u></b>	<b><u>\$ 712,790</u></b>	<b><u>\$ 986,940</u></b>	<b><u>\$ 266,890</u></b>	
Revenue collected by Parks & Recreation	137,396	157,000	157,000	160,000	168,000	11,000	
Allocation of payroll to maintenance of Parks and Recreation cost centers	-	-	(95,204)	(95,204)	(315,930)	(220,726)	
Total financial impact of Recreation Center	<b><u>\$ 691,215</u></b>	<b><u>\$ 708,560</u></b>	<b><u>\$ 781,846</u></b>	<b><u>\$ 777,586</u></b>	<b><u>\$ 839,010</u></b>	<b><u>\$ 57,164</u></b>	

<sup>1</sup>Above increases are primarily the result of the transfer of maintenance staff from Public Works cost center (201.541) as of April 9, 2012.

*City of Bonita Springs, Florida*  
**Budget Fiscal Year 2012-2013**  
*Parks and Recreation Expenditures*

Fund	<i>00 General Fund</i>	Cost Center	<i>602 Recreation Center</i>		Transaction	<i>572 Parks &amp; Recreation</i>		
		Type of Expenditure:	<b>Contractual Services</b>					
		Account:	<b>00.602.57234xx</b>					
<u>Account</u>	<u>Item Description</u>	<u>Actual</u> 2010-2011	<u>Original</u> 2011-2012 <u>Budget</u>	<u>Amended</u> 2011-2012 <u>Budget</u>	<u>Expected</u> 2011-2012	<u>Requested</u> 2012-2013 <u>Budget</u>	<u>Requested</u> + / (-) over 2011-2012 <u>Budget</u>	
00.602.5723401	Class Program Instructors <sup>1</sup>	\$ 28,486	\$ 30,000	\$ 30,000	\$ 30,000	\$ 35,000	\$ 5,000	
00.602.5723407	Alarm/Security	4,719	7,200	7,200	7,000	7,000	(200)	
00.602.5723408	Cleaning	11,716	12,800	12,800	12,500	12,500	(300)	
00.602.5723416	Weight Room Maintenance	-	-	-	-	-	-	
		-	-	-	-	-	-	
		<u>\$ 44,921</u>	<u>\$ 50,000</u>	<u>\$ 50,000</u>	<u>\$ 49,500</u>	<u>\$ 54,500</u>	<u>\$ 4,500</u>	

<sup>1</sup> Revenues collected are sufficient to cover expenditures.

*City of Bonita Springs, Florida*  
**Budget Fiscal Year 2012-2013**  
*Capital Expenditures-Vehicle/Equipment*

---

Fund: 00 General Fund \_\_\_\_\_

Priority #: 1

Cost Center: 602 Parks & Recreation \_\_\_\_\_

Transaction: 572 Parks & Recreation \_\_\_\_\_

Account #: 00.602.5726400 \_\_\_\_\_

Equipment Requested: New Roof Installed \_\_\_\_\_

Cost: \$ 20,000

Description of requested item:

1) Type of Item (select one):  New <u>X</u>  Used _____
---

2) Information on Item (select one):  Addition _____      →      Proposed Use: _____  Replacement <u>X</u> }      Make: _____ Model: _____ Year: _____  Upgrade _____      }      Mileage/Hours: _____ Serial/VIN #: _____  Projected Mileage/Hours @ Oct 1st: _____  Equipment condition: _____  Equipment use: _____
--

3) Construction in Progress (select one):  Included in CIP:  Yes _____      CIP Number: _____  No _____
---

*City of Bonita Springs, Florida*  
**Budget Fiscal Year 2012-2013**  
*Capital Expenditures-Vehicle/Equipment*

---

Fund: 00 General Fund \_\_\_\_\_

Priority #: 2

Cost Center: 602 Parks & Recreation \_\_\_\_\_

Transaction: 572 Parks & Recreation \_\_\_\_\_

Account #: 00.602.5726400 \_\_\_\_\_

Equipment Requested: New Flooring installed in Old Recreation Center

Cost: \$ 35,000

Description of requested item:

1) Type of Item (select one):  New <u>X</u>  Used _____
---

2) Information on Item (select one):  Addition _____      →      Proposed Use: _____  Replacement <u>X</u> }      Make: _____ Model: _____ Year: _____  Upgrade _____      }      Mileage/Hours: _____ Serial/VIN #: _____  Projected Mileage/Hours @ Oct 1st: _____  Equipment condition: _____  Equipment use: _____
--

3) Construction in Progress (select one):  Included in CIP:  Yes _____      CIP Number: _____  No _____
---

*City of Bonita Springs, Florida*  
**Budget Fiscal Year 2012-2013**  
*Capital Expenditures-Vehicle/Equipment*

---

Fund: 00 General Fund \_\_\_\_\_

Priority #: 3

Cost Center: 602 Parks & Recreation \_\_\_\_\_

Transaction: 572 Parks & Recreation \_\_\_\_\_

Account #: 00.602.5726400 \_\_\_\_\_

Equipment Requested: Replacement Windows for Recreation Center

Cost: \$ 25,000

Description of requested item:

1) Type of Item (select one):  New <u>X</u>  Used _____
---

2) Information on Item (select one):  Addition _____      →      Proposed Use: _____  Replacement <u>X</u> }      Make: _____ Model: _____ Year: _____ Upgrade _____      }      Mileage/Hours: _____ Serial/VIN #: _____  Projected Mileage/Hours @ Oct 1st: _____  Equipment condition: _____  Equipment use: _____
--

3) Construction in Progress (select one):  Included in CIP:  Yes _____      CIP Number: _____  No _____
---

*City of Bonita Springs, Florida*  
**Budget Fiscal Year 2012-2013**  
*Parks and Recreation Expenditures*

Fund	00 General Fund	Cost Center 603 Community Park & Ball Fields				Transaction 572 Parks & Recreation	
		Actual 2010-2011	Original 2011-2012 Budget	Amended 2011-2012 Budget	Expected 2011-2012	Requested 2012-2013 Budget	Requested + / (-) over 2011-2012 Budget
Personal Services		-	-	-	-	-	-
Operating Expenditures		126,867	141,200	141,200	136,700	143,100	1,900
Capital Outlay		12,000	-	-	-	20,500	20,500
		-	-	-	-	-	-
		<u>\$ 138,867</u>	<u>\$ 141,200</u>	<u>\$ 141,200</u>	<u>\$ 136,700</u>	<u>\$ 163,600</u>	<u>\$ 22,400</u>
Full Time Equivalent Positions		-	-	-	-	-	-
Transaction/ Object #	Account Description						
57234xx	Contractual Services	29,966	35,000	35,000	35,500	35,500	500
5724100	Communications	7	-	-	-	-	-
5724300	Utilities	55,627	55,000	55,000	55,000	55,000	-
5724500	Insurance	10,984	8,200	8,200	8,200	9,600	1,400
5724600	Repair & Maintenance	19,057	25,000	25,000	20,000	25,000	-
5725200	Operating Supplies	10,120	14,000	14,000	14,000	14,000	-
5725250	Small Tools & Equipment	1,106	3,500	3,500	3,500	3,500	-
5725400	Book, Pub, & Memberships	-	500	500	500	500	-
5726400	Capital Outlay	12,000	-	-	-	20,500	20,500
		-	-	-	-	-	-
<b>Community Park &amp; Ball Field Expenditures</b>		<u>\$ 138,867</u>	<u>\$ 141,200</u>	<u>\$ 141,200</u>	<u>\$ 136,700</u>	<u>\$ 163,600</u>	<u>\$ 22,400</u>
Allocation of Payroll Budgeted in Recreation Center/Public Works Dept		48,160	49,020	49,020	49,020	43,270	(5,750)
Total Financial Impact of Community Park & Ball Fields		<u>\$ 187,027</u>	<u>\$ 190,220</u>	<u>\$ 190,220</u>	<u>\$ 185,720</u>	<u>\$ 206,870</u>	<u>\$ 16,650</u>

*City of Bonita Springs, Florida*  
**Budget Fiscal Year 2012-2013**  
*Parks and Recreation Expenditures*

Fund      **00 General Fund**                      Cost Center    **603 Community Park & Ball Fields**                      Transaction    **572 Parks & Recreation**

Type of Expenditure: **Contractual Services**  
Account: **00.603.57234xx**

<u>Account</u>	<u>Item Description</u>	<u>Actual 2010-2011</u>	<u>Original 2011-2012 Budget</u>	<u>Amended 2011-2012 Budget</u>	<u>Expected 2011-2012</u>	<u>Requested 2012-2013 Budget</u>	<u>Requested + / (-) over 2011-2012 Budget</u>
00.603.5723408	Cleaning	\$ 7,056	\$ 7,000	\$ 7,000	\$ 6,000	\$ 6,000	\$ (1,000)
00.603.5723409	Pressure Washing Building	-	-	-	-	-	-
00.603.5723414	Tree Service	725	1,000	1,000	1,000	1,000	-
00.603.5723417	Field Maintenance	19,139	22,000	22,000	23,500	23,500	1,500
00.603.5723418	Field Lights Maintenance	3,046	5,000	5,000	5,000	5,000	-
		-	-	-	-	-	-
		<u>\$ 29,966</u>	<u>\$ 35,000</u>	<u>\$ 35,000</u>	<u>\$ 35,500</u>	<u>\$ 35,500</u>	<u>\$ 500</u>



*City of Bonita Springs, Florida*  
**Budget Fiscal Year 2012-2013**  
*Capital Expenditures-Vehicle/Equipment*

---

Fund: 00 General Fund

Priority #: 1

Cost Center: 603 Community Park

Transaction: 572 Parks & Recreation

Account #: 00.603.5726400

Equipment Requested: Batting Cage Lighting

Cost: \$ 8,000

Description of requested item:

1) Type of Item (select one):  New <u>X</u>  Used _____
---

2) Information on Item (select one):  Addition <u>X</u> →      Proposed Use: _____  Replacement _____      }      Make: _____ Model: _____ Year: _____ Upgrade _____      }      Mileage/Hours: _____ Serial/VIN #: _____  Projected Mileage/Hours @ Oct 1st: _____  Equipment condition: _____  Equipment use: _____
--

3) Construction in Progress (select one):  Included in CIP:  Yes _____      CIP Number: _____  No _____
---

*City of Bonita Springs, Florida*  
**Budget Fiscal Year 2012-2013**  
*Capital Expenditures-Vehicle/Equipment*

---

Fund: 00 General Fund

Priority #: 2

Cost Center: 603 Community Park

Transaction: 572 Parks & Recreation

Account #: 00.603.5726400

Equipment Requested: Disc Golf Course New Tee Pads and Signage

Cost: \$ 6,000

Description of requested item:

1) Type of Item (select one):  New <u>X</u>  Used _____
---

2) Information on Item (select one):  Addition <u>X</u> →      Proposed Use: _____  Replacement _____      }      Make: _____ Model: _____ Year: _____ Upgrade _____      }      Mileage/Hours: _____ Serial/VIN #: _____  Projected Mileage/Hours @ Oct 1st: _____  Equipment condition: _____  Equipment use: _____
--

3) Construction in Progress (select one):  Included in CIP:  Yes _____      CIP Number: _____  No _____
---

*City of Bonita Springs, Florida*  
**Budget Fiscal Year 2012-2013**  
*Capital Expenditures-Vehicle/Equipment*

---

Fund: 00 General Fund

Priority #: 3

Cost Center: 603 Community Park

Transaction: 572 Parks & Recreation

Account #: 00.603.5726400

Equipment Requested: Debris Blower

Cost: \$ 6,500

Description of requested item:

1) Type of Item (select one):  New <u>X</u>  Used _____
---

2) Information on Item (select one):  Addition _____      →      Proposed Use: _____  Replacement <u>X</u> }      Make: _____ Model: _____ Year: _____  Upgrade _____      }      Mileage/Hours: _____ Serial/VIN #: _____  Projected Mileage/Hours @ Oct 1st: _____  Equipment condition: _____  Equipment use: _____
--

3) Construction in Progress (select one):  Included in CIP:  Yes _____      CIP Number: _____  No _____
---

*City of Bonita Springs, Florida*  
**Budget Fiscal Year 2012-2013**  
*Parks and Recreation Expenditures*

Fund	00 General Fund	Cost Center 604 Community Pool				Transaction	572 Parks & Recreation
		Actual	Original	Amended	Expected	Requested	Requested
		<u>2010-2011</u>	<u>2011-2012</u>	<u>2011-2012</u>	<u>2011-2012</u>	<u>2012-2013</u>	<u>+ / (-) over</u>
			<u>Budget</u>	<u>Budget</u>		<u>Budget</u>	<u>Budget</u>
Personal Services		163,127	198,900	213,430	213,430	231,000	17,570
Operating Expenditures		68,656	71,480	71,480	90,064	84,860	13,380
Capital Outlay		-	30,000	30,000	30,000	19,500	(10,500)
		-	-	-	-	-	-
		<u>\$ 231,783</u>	<u>\$ 300,380</u>	<u>\$ 314,910</u>	<u>\$ 333,494</u>	<u>\$ 335,360</u>	<u>\$ 20,450</u>
Full Time Equivalent Positions		<u>5.0</u>	<u>5.5</u>	<u>5.5</u>	<u>5.5</u>	<u>5.5</u>	<u>-</u>
Transaction/ Object #	Account Description						
5721200	Regular Salaries & Wages	113,994	130,700	142,900	142,900	158,200	15,300
5741300	Other Salaries & Wages	-	10,000	10,000	10,000	10,000	-
5721400	Overtime	146	-	-	-	-	-
5722100	FICA Taxes	8,734	10,800	11,730	11,730	12,900	1,170
5722200	Retirement Contributions	10,711	6,800	7,450	7,450	8,400	950
5722300	Health & Life Insurance	23,736	30,500	30,500	30,500	30,600	100
5722400	Workers Compensation	4,321	6,200	6,740	6,740	6,200	(540)
5722500	Unemployment Compensation	1,485	3,900	4,110	4,110	4,700	590
57234xx	Contractual Services	-	-	-	-	-	-
5723410	HR Leasing Fees	741	1,100	1,100	814	1,710	610
5724000	Travel & Per Diem	527	1,100	1,100	2,000	2,000	900
5724100	Communications	526	480	480	800	800	320
5724300	Utilities	23,591	27,000	27,000	27,000	27,000	-
5724500	Insurance	5,445	3,900	3,900	3,900	4,700	800
5724600	Repair & Maintenance	5,363	6,000	6,000	21,400	15,000	9,000
5724700	Printing & Binding	-	-	-	-	-	-
5725100	Office Supplies	-	500	500	350	350	(150)
5725200	Operating Supplies	29,339	25,000	25,000	25,000	25,000	-
5725210	Clothing Allowance	272	600	600	2,000	2,000	1,400
5725250	Small Tools & Equipment	884	1,500	1,500	1,500	1,000	(500)
5725400	Book, Pub, Memb	825	1,800	1,800	1,800	1,800	-
5725500	Training	1,143	2,500	2,500	3,500	3,500	1,000
5726300	Improv Other than Bldg	-	-	-	-	-	-
5726400	Capital Outlay	-	30,000	30,000	30,000	19,500	(10,500)
		-	-	-	-	-	-
<b>Community Pool Expenditures</b>		<u>\$ 231,783</u>	<u>\$ 300,380</u>	<u>\$ 314,910</u>	<u>\$ 333,494</u>	<u>\$ 335,360</u>	<u>\$ 20,450</u>

*City of Bonita Springs, Florida*  
**Budget Fiscal Year 2012-2013**  
*Capital Expenditures-Vehicle/Equipment*

---

Fund: 00 General Fund \_\_\_\_\_

Priority #: 1

Cost Center: 604 Community Pool \_\_\_\_\_

Transaction: 572 Parks & Recreation \_\_\_\_\_

Account #: 00.604.5726400 \_\_\_\_\_

Equipment Requested: Replacement Pool Pump \_\_\_\_\_

Cost: \$ 8,500

Description of requested item:

1) Type of Item (select one):  New <u>X</u>  Used _____
---

2) Information on Item (select one):  Addition _____      →      Proposed Use: _____  Replacement <u>X</u> }      Make: _____ Model: _____ Year: _____ Upgrade _____      }      Mileage/Hours: _____ Serial/VIN #: _____  Projected Mileage/Hours @ Oct 1st: _____  Equipment condition: _____  Equipment use: _____
--

3) Construction in Progress (select one):  Included in CIP:  Yes _____      CIP Number: _____  No _____
---

*City of Bonita Springs, Florida*  
**Budget Fiscal Year 2012-2013**  
*Capital Expenditures-Vehicle/Equipment*

---

Fund: 00 General Fund

Priority #: 2

Cost Center: 604 Community Pool

Transaction: 572 Parks & Recreation

Account #: 00.604.5726400

Equipment Requested: Replacement Pool Cover

Cost: \$ 11,000

Description of requested item:

1) Type of Item (select one):  New <u>X</u>  Used _____
---

2) Information on Item (select one):  Addition _____      →      Proposed Use: _____  Replacement <u>X</u> }      Make: _____ Model: _____ Year: _____ Upgrade _____      }      Mileage/Hours: _____ Serial/VIN #: _____  Projected Mileage/Hours @ Oct 1st: _____  Equipment condition: _____  Equipment use: _____
--

3) Construction in Progress (select one):  Included in CIP:  Yes _____      CIP Number: _____  No _____
---

*City of Bonita Springs, Florida*  
**Budget Fiscal Year 2012-2013**  
*Parks and Recreation Expenditures*

Fund	<i>00 General Fund</i>	Cost Center	<i>605 Riverside Park</i>	Transaction	<i>572 Parks &amp; Recreation</i>		
						Requested	Requested
		Actual	Original	Amended	Expected	2012-2013	+ / (-) over
		<u>2010-2011</u>	<u>2011-2012</u>	<u>2011-2012</u>	<u>2011-2012</u>	<u>Budget</u>	<u>2011-2012</u>
			<u>Budget</u>	<u>Budget</u>			<u>Budget</u>
Personal Services		-	-	-	-	-	-
Operating Expenditures		164,766	170,800	170,800	160,500	177,700	6,900
Capital Outlay		-	-	-	-	17,000	17,000
		-	-	-	-	-	-
		<u>\$ 164,766</u>	<u>\$ 170,800</u>	<u>\$ 170,800</u>	<u>\$ 160,500</u>	<u>\$ 194,700</u>	<u>\$ 23,900</u>
Full Time Equivalent Positions		-	-	-	-	-	-
Transaction/ Object #	Account Description						
57234xx	Contractual Services	77,343	83,000	83,000	72,000	77,000	(6,000)
5724300	Utilities	13,179	15,000	15,000	16,000	16,000	1,000
5724400	Rentals & Leases	25,574	27,300	27,300	26,000	26,000	(1,300)
5724500	Insurance	21,737	20,000	20,000	20,000	23,200	3,200
5724600	Repair & Maintenance	19,996	16,000	16,000	16,000	25,000	9,000
5725200	Operating Supplies	6,731	8,000	8,000	9,000	9,000	1,000
5725250	Small Tools & Equipment	206	1,500	1,500	1,500	1,500	-
5726400	Capital Outlay	-	-	-	-	17,000	17,000
		-	-	-	-	-	-
<b>Riverside Park Expenditures</b>		<u><b>164,766</b></u>	<u><b>\$ 170,800</b></u>	<u><b>\$ 170,800</b></u>	<u><b>\$ 160,500</b></u>	<u><b>\$ 194,700</b></u>	<u><b>\$ 23,900</b></u>
Allocation of Payroll Budgeted in Recreation Center/Public Works Dept		28,990	43,010	43,010	43,010	44,260	1,250
Total Financial Impact of Riverside Park		<u><b>\$ 193,756</b></u>	<u><b>\$ 213,810</b></u>	<u><b>\$ 213,810</b></u>	<u><b>\$ 203,510</b></u>	<u><b>\$ 238,960</b></u>	<u><b>\$ 25,150</b></u>

*City of Bonita Springs, Florida*  
**Budget Fiscal Year 2012-2013**  
*Parks and Recreation Expenditures*

Fund      **00 General Fund**                      Cost Center    **605 Riverside Park**                      Transaction    **572 Parks & Recreation**

Type of Expenditure: **Contractual Services**  
Account: **00.605.57234xx**

<u>Account</u>	<u>Item Description</u>	<u>Actual</u> 2010-2011	<u>Original</u> 2011-2012 <u>Budget</u>	<u>Amended</u> 2011-2012 <u>Budget</u>	<u>Expected</u> 2011-2012	<u>Requested</u> 2012-2013 <u>Budget</u>	<u>Requested</u> + / (-) over 2011-2012 <u>Budget</u>
00.605.5723408	Cleaning of Facilities	\$ 9,256	\$ 8,000	\$ 8,000	\$ 7,000	\$ 7,000	\$ (1,000)
00.605.5723411	Landscaping Maintenance	64,755	70,000	70,000	60,000	65,000	(5,000)
00.605.5723418	Field Lights Maintenance	-	-	-	-	-	-
00.605.5723429	Native Plants	3,332	5,000	5,000	5,000	5,000	-
		-	-	-	-	-	-
		<u>\$ 77,343</u>	<u>\$ 83,000</u>	<u>\$ 83,000</u>	<u>\$ 72,000</u>	<u>\$ 77,000</u>	<u>\$ (6,000)</u>



*City of Bonita Springs, Florida*  
**Budget Fiscal Year 2012-2013**  
*Capital Expenditures-Vehicle/Equipment*

---

Fund: 00 General Fund \_\_\_\_\_

Priority #: 1

Cost Center: 605 Riverside Park \_\_\_\_\_

Transaction: 572 Parks & Recreation \_\_\_\_\_

Account #: 00.605.5726400 \_\_\_\_\_

Equipment Requested: Security System installed in Park \_\_\_\_\_

Cost: \$ 15,000

Description of requested item:

1) Type of Item (select one):	
New	<u>X</u>
Used	_____

Staff has recommended \$15,000 for security deterrence at Riverside Park for use to either put in a camera system near the bandshell area, which has not helped deter vandalism and theft at the Liles Hotel, but could be useful or use the \$15,000 to increase Wackenhut security hours from ending at 1 am to ending at 6 am when Park staff come in to work for the day.

2) Information on Item (select one):	
Addition <u>X</u>	Proposed Use: _____
Replacement _____	} Make: _____ Model: _____ Year: _____
Upgrade _____	
	Projected Mileage/Hours @ Oct 1st: _____
	Equipment condition: _____
	Equipment use: _____

3) Construction in Progress (select one):	
Included in CIP:	
Yes _____	CIP Number: _____
No _____	

*City of Bonita Springs, Florida*  
**Budget Fiscal Year 2012-2013**  
*Capital Expenditures-Vehicle/Equipment*

---

Fund: 00 General Fund \_\_\_\_\_

Priority #: 2

Cost Center: 605 Riverside Park \_\_\_\_\_

Transaction: 572 Parks & Recreation \_\_\_\_\_

Account #: 00.605.5726400 \_\_\_\_\_

Equipment Requested: Flowering Trees on Front Street \_\_\_\_\_

Cost: \$ 2,000

Description of requested item:

1) Type of Item (select one):  New <u>X</u>  Used _____
---

2) Information on Item (select one):  Addition <u>X</u> →      Proposed Use: _____  Replacement _____      }      Make: _____ Model: _____ Year: _____ Upgrade _____      }      Mileage/Hours: _____ Serial/VIN #: _____  Projected Mileage/Hours @ Oct 1st: _____  Equipment condition: _____  Equipment use: _____
--

3) Construction in Progress (select one):  Included in CIP:  Yes _____      CIP Number: _____  No _____
---

*City of Bonita Springs, Florida*  
**Budget Fiscal Year 2012-2013**  
*Parks and Recreation Expenditures*

Fund	00 General Fund	Cost Center	606 Spring Creek Soccer Fields			Transaction	572 Parks & Recreation	
			Actual 2010-2011	Original 2011-2012 Budget	Amended 2011-2012 Budget	Expected 2011-2012	Requested 2012-2013 Budget	Requested + / (-) over 2011-2012 Budget
Personal Services			-	-	-	-	-	-
Operating Expenditures			1,631	3,400	3,400	1,900	2,100	(1,300)
Capital Outlay			-	-	-	-	-	-
			-	-	-	-	-	-
			<u>\$ 1,631</u>	<u>\$ 3,400</u>	<u>\$ 3,400</u>	<u>\$ 1,900</u>	<u>\$ 2,100</u>	<u>\$ (1,300)</u>
Full Time Equivalent Positions			-	-	-	-	-	-
Transaction/ Object # Account Description								
5724300 Utilities			1,157	2,500	2,500	1,000	1,200	(1,300)
5724600 Repair & Maintenance			474	500	500	500	500	-
5725200 Operating Supplies			-	400	400	400	400	-
5726400 Capital Outlay			-	-	-	-	-	-
			-	-	-	-	-	-
<b>Spring Creek Soccer Field Expenditures</b>			<u>\$ 1,631</u>	<u>\$ 3,400</u>	<u>\$ 3,400</u>	<u>\$ 1,900</u>	<u>\$ 2,100</u>	<u>\$ (1,300)</u>
Allocation of Payroll Budgeted in Recreation Center/Public Works Dept			-	-	-	-	3,760	3,760
Total Financial Impact of Spring Creek Soccer Fields			<u>\$ 1,631</u>	<u>\$ 3,400</u>	<u>\$ 3,400</u>	<u>\$ 1,900</u>	<u>\$ 5,860</u>	<u>\$ 2,460</u>

*City of Bonita Springs, Florida*  
**Budget Fiscal Year 2012-2013**  
*Parks and Recreation Expenditures*

Fund	00 General Fund	Cost Center 609 Community Hall				Transaction 572 Parks & Recreation	
		Actual 2010-2011	Original 2011-2012 Budget	Amended 2011-2012 Budget	Expected 2011-2012	Requested 2012-2013 Budget	Requested +/-(-) over 2011-2012 Budget
Personal Services		-	-	-	-	-	-
Operating Expenditures		39,347	35,900	35,900	35,600	36,200	300
Capital Outlay		-	-	-	-	10,000	10,000
		-	-	-	-	-	-
		<u>\$ 39,347</u>	<u>\$ 35,900</u>	<u>\$ 35,900</u>	<u>\$ 35,600</u>	<u>\$ 46,200</u>	<u>\$ 10,300</u>
Full Time Equivalent Positions		<u>-</u>	<u>-</u>	<u>-</u>	<u>-</u>	<u>-</u>	<u>-</u>
Transaction/ Object #	Account Description						
57234xx	Contractual Services	7,056	10,800	10,800	10,000	10,000	(800)
5724100	Communications	884	700	700	1,200	1,200	500
5724300	Utilities	12,902	12,000	12,000	12,000	12,000	-
5724500	Insurance	3,630	3,900	3,900	3,900	4,500	600
5724600	Repair & Maintenance	12,445	8,000	8,000	8,000	8,000	-
5725200	Operating Supplies	2,430	500	500	500	500	-
5726400	Capital Outlay	-	-	-	-	10,000	10,000
		-	-	-	-	-	-
<b>Community Hall Expenditures</b>		<u>\$ 39,347</u>	<u>\$ 35,900</u>	<u>\$ 35,900</u>	<u>\$ 35,600</u>	<u>\$ 46,200</u>	<u>\$ 10,300</u>
Allocation of Payroll Budgeted in Recreation Center/Public Works Dept		<u>4,930</u>	<u>7,900</u>	<u>7,900</u>	<u>7,900</u>	<u>11,630</u>	<u>3,730</u>
Total Financial Impact of Community Hall		<u>\$ 44,277</u>	<u>\$ 43,800</u>	<u>\$ 43,800</u>	<u>\$ 43,500</u>	<u>\$ 57,830</u>	<u>\$ 14,030</u>

*City of Bonita Springs, Florida*  
**Budget Fiscal Year 2012-2013**  
*Parks and Recreation Expenditures*

Fund      **00 General Fund**                      Cost Center    **609 Community Hall**                      Transaction    **572 Parks & Recreation**

Type of Expenditure: **Contractual Services**  
Account: **00.609.57234xx**

<u>Account</u>	<u>Item Description</u>	<u>Actual</u> 2010-2011	<u>Original</u> 2011-2012 <u>Budget</u>	<u>Amended</u> 2011-2012 <u>Budget</u>	<u>Expected</u> 2011-2012	<u>Requested</u> 2012-2013 <u>Budget</u>	<u>Requested</u> + / (-) over 2011-2012 <u>Budget</u>
00.609.5723408	Cleaning	\$ 7,056	\$ 6,800	\$ 6,800	\$ 6,000	\$ 6,000	\$ (800)
00.609.5723412	Lawn Mowing	-	-	-	-	-	-
00.609.5723414	Banyan Tree Maint	-	4,000	4,000	4,000	4,000	-
		-	-	-	-	-	-
		<u>\$ 7,056</u>	<u>\$ 10,800</u>	<u>\$ 10,800</u>	<u>\$ 10,000</u>	<u>\$ 10,000</u>	<u>\$ (800)</u>

*City of Bonita Springs, Florida*  
**Budget Fiscal Year 2012-2013**  
*Capital Expenditures-Vehicle/Equipment*

---

Fund: 00 General Fund \_\_\_\_\_

Priority #: 1

Cost Center: 609 Community Hall \_\_\_\_\_

Transaction: 572 Parks & Recreation \_\_\_\_\_

Account #: 00.609.5726400 \_\_\_\_\_

Equipment Requested: Replace Doors \_\_\_\_\_

Cost: \$ 10,000

Description of requested item:

1) Type of Item (select one):  New <u>X</u>  Used _____
---

2) Information on Item (select one):  Addition _____      →      Proposed Use: _____  Replacement <u>X</u> }      Make: _____ Model: _____ Year: _____  Upgrade _____      }      Mileage/Hours: _____ Serial/VIN #: _____  Projected Mileage/Hours @ Oct 1st: _____  Equipment condition: _____  Equipment use: _____
--

3) Construction in Progress (select one):  Included in CIP:  Yes _____      CIP Number: _____  No _____
---

*City of Bonita Springs, Florida*  
**Budget Fiscal Year 2012-2013**  
*Parks and Recreation Expenditures*

Fund <i>00 General Fund</i>	Cost Center <i>610 East Terry Street Property</i>				Transaction <i>572 Parks &amp; Recreation</i>	
	Actual 2010-2011	Original 2011-2012 Budget	Amended 2011-2012 Budget	Expected 2011-2012	Requested 2012-2013 Budget	Requested + / (-) over 2011-2012 Budget
Personal Services	-	-	-	-	-	-
Operating Expenditures	11,018	12,100	12,100	11,100	14,100	2,000
Capital Outlay	-	-	-	-	-	-
	-	-	-	-	-	-
	<u>\$ 11,018</u>	<u>\$ 12,100</u>	<u>\$ 12,100</u>	<u>\$ 11,100</u>	<u>\$ 14,100</u>	<u>\$ 2,000</u>
Full Time Equivalent Positions	<u>-</u>	<u>-</u>	<u>-</u>	<u>-</u>	<u>-</u>	<u>-</u>
Transaction/ Object # Account Description						
57234xx Contractual Services	-	-	-	-	2,000	2,000
5724300 Utilities	11,018	11,000	11,000	10,000	11,000	-
5724600 Repair & Maintenance	-	1,000	1,000	1,000	1,000	-
5725200 Operating Supplies	-	100	100	100	100	-
5726400 Capital Outlay	-	-	-	-	-	-
	-	-	-	-	-	-
<b>East Terry Street Park Expenditures</b>	<u><b>\$ 11,018</b></u>	<u><b>\$ 12,100</b></u>	<u><b>\$ 12,100</b></u>	<u><b>\$ 11,100</b></u>	<u><b>\$ 14,100</b></u>	<u><b>\$ 2,000</b></u>
Allocation of Payroll Budgeted in Recreation Center/Public Works Dept	<u>-</u>	<u>-</u>	<u>-</u>	<u>-</u>	<u>5,410</u>	<u>5,410</u>
Total Financial Impact of East Terry Street Park	<u>\$ 11,018</u>	<u>\$ 12,100</u>	<u>\$ 12,100</u>	<u>\$ 11,100</u>	<u>\$ 19,510</u>	<u>\$ 7,410</u>

*City of Bonita Springs, Florida*  
**Budget Fiscal Year 2012-2013**  
*Parks and Recreation Expenditures*

Fund      **00 General Fund**                      Cost Center **610 East Terry Street Property**                      Transaction **572 Parks & Recreation**

Type of Expenditure: **Contractual Services**  
Account: **00.610.57234xx**

<u>Account</u>	<u>Item Description</u>	<u>Actual</u> 2010-2011	<u>Original</u> 2011-2012 <u>Budget</u>	<u>Amended</u> 2011-2012 <u>Budget</u>	<u>Expected</u> 2011-2012	<u>Requested</u> 2012-2013 <u>Budget</u>	<u>Requested</u> + / (-) over 2011-2012 <u>Budget</u>
00.610.5723412	Lawn Mowing	\$ -	\$ -	\$ -	\$ -	\$ 2,000	\$ 2,000
		-	-	-	-	-	-
		<u>\$ -</u>	<u>\$ -</u>	<u>\$ -</u>	<u>\$ -</u>	<u>\$ 2,000</u>	<u>\$ 2,000</u>



*City of Bonita Springs, Florida*  
**Budget Fiscal Year 2012-2013**  
*Parks and Recreation Expenditures*

Fund <i>00 General Fund</i>	Cost Center <i>611 Beach Parks</i>				Transaction <i>572 Parks &amp; Recreation</i>	
	Actual 2010-2011	Original 2011-2012 Budget	Amended 2011-2012 Budget	Expected 2011-2012	Requested 2012-2013 Budget	Requested + / (-) over 2011-2012 Budget
Personal Services	-	-	-	-	-	-
Operating Expenditures	5,190	5,600	5,600	5,400	7,700	2,100
Capital Outlay	-	-	-	-	-	-
	-	-	-	-	-	-
	<u>\$ 5,190</u>	<u>\$ 5,600</u>	<u>\$ 5,600</u>	<u>\$ 5,400</u>	<u>\$ 7,700</u>	<u>\$ 2,100</u>
Full Time Equivalent Positions	<u>-</u>	<u>-</u>	<u>-</u>	<u>-</u>	<u>-</u>	<u>-</u>
Transaction/ <u>Object # Account Description</u>						
57234xx Contractual Services	2,617	1,000	1,000	1,200	1,500	500
5724300 Utilities	810	900	900	700	700	(200)
5724600 Repair & Maintenance <sup>1</sup>	1,428	3,000	3,000	3,000	5,000	2,000
5725200 Operating Supplies	335	700	700	500	500	(200)
5726400 Capital Outlay	-	-	-	-	-	-
	-	-	-	-	-	-
<b>Beach Parks Expenditures</b>	<u>\$ 5,190</u>	<u>\$ 5,600</u>	<u>\$ 5,600</u>	<u>\$ 5,400</u>	<u>\$ 7,700</u>	<u>\$ 2,100</u>
Allocation of Payroll Budgeted in Recreation Center/Public Works Dept	<u>14,300</u>	<u>14,790</u>	<u>14,790</u>	<u>14,790</u>	<u>19,370</u>	<u>4,580</u>
<b>Total Financial Impact of Beach Parks</b>	<u>\$ 19,490</u>	<u>\$ 20,390</u>	<u>\$ 20,390</u>	<u>\$ 20,190</u>	<u>\$ 27,070</u>	<u>\$ 6,680</u>

<sup>1</sup> Includes cost of resealing parking lots.

*City of Bonita Springs, Florida*  
**Budget Fiscal Year 2011-2012**  
*Parks and Recreation Expenditures*

Fund     **00 General Fund**                                      Cost Center    **611 Beach Parks**                                      Transaction    **572 Parks & Recreation**

Type of Expenditure: **Contractual Services**  
Account: **00.611.57234xx**

<u>Account</u>	<u>Item Description</u>	<u>Actual</u> 2010-2011	<u>Original</u> 2011-2012 <u>Budget</u>	<u>Amended</u> 2011-2012 <u>Budget</u>	<u>Expected</u> 2011-2012	<u>Requested</u> 2012-2013 <u>Budget</u>	<u>Requested</u> + / (-) over 2011-2012 <u>Budget</u>
00.611.5723414	Tree Service	\$ 950	\$ 1,000	\$ 1,000	\$ 1,200	\$ 1,500	\$ 500
00.611.5723421	Lee County-Beach Parking Stickers <sup>1</sup>	1,667	-	-	-	-	-
		-	-	-	-	-	-
		<u>\$ 2,617</u>	<u>\$ 1,000</u>	<u>\$ 1,000</u>	<u>\$ 1,200</u>	<u>\$ 1,500</u>	<u>\$ 500</u>

<sup>1</sup>Interlocal agreement with Lee County was terminated in 2010-2011.

*City of Bonita Springs, Florida*  
**Budget Fiscal Year 2012-2013**  
*Parks and Recreation Expenditures*

Fund <i>00 General Fund</i>	Cost Center <i>612 City Property (not otherwise listed) <sup>2</sup></i>				Transaction <i>572 Parks &amp; Recreation</i>	
	Actual 2010-2011	Original 2011-2012 Budget	Amended 2011-2012 Budget	Expected 2011-2012	Requested 2012-2013 Budget	Requested + / (-) over 2011-2012 Budget
Personal Services	-	-	-	-	-	-
Operating Expenditures	13,247	15,900	15,900	14,400	-	(15,900)
Capital Outlay	-	-	-	-	-	-
	<u>-\$ 13,247</u>	<u>\$ 15,900</u>	<u>\$ 15,900</u>	<u>\$ 14,400</u>	<u>\$ -</u>	<u>\$ (15,900)</u>
Full Time Equivalent Positions	<u>-</u>	<u>-</u>	<u>-</u>	<u>-</u>	<u>-</u>	<u>-</u>
Transaction/ Object # Account Description						
57234xx Contractual Services <sup>1</sup>	275	3,000	3,000	3,000	-	(3,000)
5724300 Utilities <sup>1</sup>	2,568	3,000	3,000	2,500	-	(3,000)
5724500 Insurance <sup>1</sup>	1,815	2,900	2,900	2,900	-	(2,900)
5724600 Repair & Maintenance <sup>1</sup>	5,455	4,000	4,000	3,000	-	(4,000)
5724640 Repairs & Maint-Rental W Terry St <sup>1</sup>	1,594	3,000	3,000	3,000	-	(3,000)
5724650 Repair & Maint-Imp Prkwy Rental <sup>1</sup>	1,540	-	-	-	-	-
5725200 Operating Supplies <sup>1</sup>	-	-	-	-	-	-
5726400 Capital Outlay <sup>1</sup>	-	-	-	-	-	-
<b>City Vacant Property Expenditures</b>	<u><b>\$ 13,247</b></u>	<u><b>\$ 15,900</b></u>	<u><b>\$ 15,900</b></u>	<u><b>\$ 14,400</b></u>	<u><b>\$ -</b></u>	<u><b>\$ (15,900)</b></u>
Allocation of Payroll Budgeted in Recreation Center/Public Works Dept	<u>-</u>	<u>9,640</u>	<u>9,640</u>	<u>9,640</u>	<u>-</u>	<u>(9,640)</u>
<b>Total Financial Impact of City Vacant Property</b>	<u><b>\$ 13,247</b></u>	<u><b>\$ 25,540</b></u>	<u><b>\$ 25,540</b></u>	<u><b>\$ 24,040</b></u>	<u><b>\$ -</b></u>	<u><b>\$ (25,540)</b></u>

<sup>1</sup> Above decreases are a result of a transfer to Non-Departmental cost center (000.5xx).

<sup>2</sup> This City owned vacant property list includes 27733 Home Ave; 27550 Shriver Ave; 27598 Shriver Ave; 27532 Shriver Ave; 27533 Felts Ave; 27515 Felts Ave; 10371 W Terry Street (Rental House); 10575 Abernathy Street; and 27400 Old 41 (formerly known as Lemon Tree Lot).

*City of Bonita Springs, Florida*  
**Budget Fiscal Year 2012-2013**  
*Parks and Recreation Expenditures*

Fund      **00 General Fund**                      Cost Center    **612 City Property (not otherwise listed)**                      Transaction    **572 Parks & Recreation**

Type of Expenditure: **Contractual Services**  
Account: **00.612.57234xx**

<u>Account</u>	<u>Item Description</u>	<u>Actual</u> 2010-2011	<u>Original</u> 2011-2012 <u>Budget</u>	<u>Amended</u> 2011-2012 <u>Budget</u>	<u>Expected</u> 2011-2012	<u>Requested</u> 2012-2013 <u>Budget</u>	<u>Requested</u> + / (-) over 2011-2012 <u>Budget</u>
00.612.5723412	Lawn Mowing <sup>1</sup>	\$ 275	\$ 2,000	\$ 2,000	\$ 2,000	\$ -	\$ (2,000)
00.612.5723419	Exotic Plant Removal <sup>1</sup>	-	1,000	1,000	1,000	-	(1,000)
		-	-	-	-	-	-
		<u>\$ 275</u>	<u>\$ 3,000</u>	<u>\$ 3,000</u>	<u>\$ 3,000</u>	<u>\$ -</u>	<u>\$ (3,000)</u>

<sup>1</sup>Above decreases are a result of a transfer to Non-Departmental cost center (000.5xx).

*City of Bonita Springs, Florida*  
**Budget Fiscal Year 2012-2013**  
*Parks and Recreation Expenditures*

Fund	00 General Fund	Cost Center 613 Bonita Springs Soccer Complex			Transaction 572 Parks & Recreation	
	Actual 2010-2011	Original 2011-2012 Budget	Amended 2011-2012 Budget	Expected 2011-2012	Requested 2012-2013 Budget	Requested +/- over 2011-2012 Budget
Personal Services	-	12,600	13,920	13,920	15,500	1,580
Operating Expenditures	98,742	87,500	87,500	86,500	87,890	390
Capital Outlay	-	8,000	8,000	8,000	55,500	47,500
	-	-	-	-	-	-
	<u>\$ 98,742</u>	<u>\$ 108,100</u>	<u>\$ 109,420</u>	<u>\$ 108,420</u>	<u>\$ 158,890</u>	<u>\$ 49,470</u>
Full Time Equivalent Positions	-	0.5	0.5	0.5	0.5	-
Transaction/ Object # Account Description						
5721200 Regular Salaries & Wages	-	10,400	11,500	11,500	12,900	1,400
5722100 FICA Taxes	-	800	880	880	1,000	120
5722200 Retirement Contributions	-	600	670	670	700	30
5722300 Health & Life Insurance	-	-	-	-	-	-
5722400 Workers Compensation	-	400	450	450	500	50
5722500 Unemployment Compensation	-	400	420	420	400	(20)
57234xx Contractual Services	58,108	36,800	36,800	36,000	36,000	(800)
5723410 HR Leasing Fees	-	200	200	-	190	(10)
5724100 Communications	-	-	-	-	-	-
5724300 Utilities	21,892	26,000	26,000	26,000	26,000	-
5724500 Insurance	3,585	4,100	4,100	4,100	4,700	600
5724600 Repair & Maintenance	8,250	14,400	14,400	14,400	15,000	600
5725200 Operating Supplies	6,030	4,000	4,000	4,000	4,000	-
5725250 Small Tools & Equipment	877	2,000	2,000	2,000	2,000	-
5726400 Capital Outlay	-	8,000	8,000	8,000	55,500	47,500
	-	-	-	-	-	-
<b>Bonita Springs Soccer Complex Expenditures</b>	<u><b>\$ 98,742</b></u>	<u><b>\$ 108,100</b></u>	<u><b>\$ 109,420</b></u>	<u><b>\$ 108,420</b></u>	<u><b>\$ 158,890</b></u>	<u><b>\$ 49,470</b></u>
Allocation of Payroll Budgeted in Recreation Center/Public Works Dept	38,820	59,820	59,820	59,820	55,460	(4,360)
Total Financial Impact of Bonita Springs Soccer Complex	<u>\$ 137,562</u>	<u>\$ 167,920</u>	<u>\$ 169,240</u>	<u>\$ 168,240</u>	<u>\$ 214,350</u>	<u>\$ 45,110</u>

*City of Bonita Springs, Florida*  
**Budget Fiscal Year 2012-2013**  
*Parks and Recreation Expenditures*

Fund      **00 General Fund**                      Cost Center    **613 Bonita Springs Soccer Complex**      Transaction    **572 Parks & Recreation**

Type of Expenditure: **Contractual Services**  
Account: **00.613.57234xx**

<u>Account</u>	<u>Item Description</u>	<u>Actual 2010-2011</u>	<u>Original 2011-2012 Budget</u>	<u>Amended 2011-2012 Budget</u>	<u>Expected 2011-2012</u>	<u>Requested 2012-2013 Budget</u>	<u>Requested +/- over 2011-2012 Budget</u>
00.613.5723408	Cleaning of Facility	\$ 7,056	\$ 6,800	\$ 6,800	\$ 6,000	\$ 6,000	\$ (800)
00.613.5723412	Lawn Mowing	-	-	-	-	-	-
00.613.5723417	Field Maintenance	18,912	24,000	24,000	24,000	24,000	-
00.613.5723418	Field Lights Maintenance	6,490	6,000	6,000	6,000	6,000	-
00.613.5723430	Soccer Program Manager Position	25,650	-	-	-	-	-
		-	-	-	-	-	-
		<u>\$ 58,108</u>	<u>\$ 36,800</u>	<u>\$ 36,800</u>	<u>\$ 36,000</u>	<u>\$ 36,000</u>	<u>\$ (800)</u>

*City of Bonita Springs, Florida*  
**Budget Fiscal Year 2012-2013**

*Capital Expenditures-Vehicle/Equipment*

---

Fund: 00 General Fund

Priority #: 1

Department: 613 Bonita Springs Soccer Complex

Transaction: 572 Parks & Recreation

Account #: 00.613.5726400

Equipment Requested: Replacement REEL mower for Sports fields

Cost: \$ 25,500

Description of requested item:

1) Type of Item (select one):  New <u>  X  </u>  Used <u>      </u>
---

2) Information on Item (select one):  Addition <u>      </u> →                      Proposed Use: <u>      </u>  Replacement <u>  X  </u> }                      Make: <u>      </u> Model: <u>      </u> Year: <u>      </u>  Upgrade <u>      </u> }                      Mileage/Hours: <u>      </u> Serial/VIN #: <u>      </u>  Projected Mileage/Hours @ Oct 1st: <u>      </u>  Equipment condition: <u>Poor. Always in the shop for repairs</u>  Equipment use: <u>Mowing of sports fields at Marni, Community Park Baseball Fields, and Bonita Springs Soccer Complex.</u>
--

3) Construction in Progress (select one):  Included in CIP:  Yes <u>      </u> CIP Number: <u>      </u>  No <u>      </u>
--

*City of Bonita Springs, Florida*  
**Budget Fiscal Year 2012-2013**  
*Capital Expenditures-Vehicle/Equipment*

---

Fund: 00 General Fund \_\_\_\_\_

Priority #: 2

Cost Center: 613 Bonita Springs Soccer Complex \_\_\_\_\_

Transaction: 572 Parks & Recreation \_\_\_\_\_

Account #: 00.613.5726400 \_\_\_\_\_

Equipment Requested: Replace fencing with an 8 foot fence \_\_\_\_\_

Cost: \$ 30,000

Description of requested item:

1) Type of Item (select one):  New <u>X</u>  Used _____
---

2) Information on Item (select one):  Addition _____      →      Proposed Use:  Replacement <u>X</u> }      Model: _____      Year: _____ Upgrade _____      }      Serial/VIN #: _____  Projected Mileage/Hours @ Oct 1st: _____  Equipment condition:  Equipment use: _____
--

3) Construction in Progress (select one):  Included in CIP:  Yes _____      CIP Number: _____  No _____
---



*City of Bonita Springs, Florida*  
**Budget Fiscal Year 2012-2013**  
*Parks and Recreation Expenditures*

Fund	00 General Fund	Cost Center 614 Kentucky Street Park			Transaction 572 Parks & Recreation		
	Actual 2010-2011	Original 2011-2012 Budget	Amended 2011-2012 Budget	Expected 2011-2012	Requested 2012-2013 Budget	Requested + / (-) over 2011-2012 Budget	
Personal Services	-	-	-	-	-	-	
Operating Expenditures	1,068	1,500	1,500	1,000	3,000	1,500	
Capital Outlay	-	-	-	-	-	-	
	<u>-\$ 1,068</u>	<u>\$ 1,500</u>	<u>\$ 1,500</u>	<u>\$ 1,000</u>	<u>\$ 3,000</u>	<u>\$ 1,500</u>	
Full Time Equivalent Positions	<u>-</u>	<u>-</u>	<u>-</u>	<u>-</u>	<u>-</u>	<u>-</u>	
Transaction/ Object # Account Description							
57234xx	Contractual Services	1,068	1,000	1,000	500	1,500	500
5724600	Repair & Maintenance	-	500	500	500	1,500	1,000
5726400	Capital Outlay	-	-	-	-	-	-
		<u>-</u>	<u>-</u>	<u>-</u>	<u>-</u>	<u>-</u>	<u>-</u>
<b>Kentucky Street Park Expenditures</b>		<u><b>\$ 1,068</b></u>	<u><b>\$ 1,500</b></u>	<u><b>\$ 1,500</b></u>	<u><b>\$ 1,000</b></u>	<u><b>\$ 3,000</b></u>	<u><b>\$ 1,500</b></u>
Allocation of Payroll Budgeted in Recreation Center/Public Works Dept	<u>2,460</u>	<u>4,960</u>	<u>4,960</u>	<u>4,960</u>	<u>9,980</u>	<u>5,020</u>	
Total Financial Impact of Kentucky Street Park	<u>\$ 3,528</u>	<u>\$ 6,460</u>	<u>\$ 6,460</u>	<u>\$ 5,960</u>	<u>\$ 12,980</u>	<u>\$ 6,520</u>	

*City of Bonita Springs, Florida*  
**Budget Fiscal Year 2012-2013**  
*Parks and Recreation Expenditures*

Fund      **00 General Fund**                      Cost Center    **614 Kentucky Street Park**                      Transaction    **572 Parks & Recreation**

Type of Expenditure: **Contractual Services**  
Account: **00.614.57234xx**

<u>Account</u>	<u>Item Description</u>	<u>Actual</u> 2010-2011	<u>Original</u> 2011-2012 <u>Budget</u>	<u>Amended</u> 2011-2012 <u>Budget</u>	<u>Expected</u> 2011-2012	<u>Requested</u> 2012-2013 <u>Budget</u>	<u>Requested</u> + / (-) over 2011-2012 <u>Budget</u>
00.614.5723411	Landscaping Maintenance	\$ 1,068	\$ 1,000	\$ 1,000	\$ 500	\$ 1,500	\$ 500
		-	-	-	-	-	-
		<u>\$ 1,068</u>	<u>\$ 1,000</u>	<u>\$ 1,000</u>	<u>\$ 500</u>	<u>\$ 1,500</u>	<u>\$ 500</u>

*City of Bonita Springs, Florida*  
**Budget Fiscal Year 2012-2013**  
*Parks and Recreation Expenditures*

Fund	00 General Fund	Cost Center	615 Liles Hotel		Transaction	572 Parks & Recreation		
			Actual	Original	Amended	Expected	Requested	Requested
			2010-2011	2011-2012	2011-2012	2011-2012	2012-2013	+ / (-) over
				Budget	Budget		Budget	2011-2012
								Budget
Personal Services			8,376	8,300	8,300	7,748	6,600	(1,700)
Operating Expenditures			57,670	55,300	55,300	52,800	53,800	(1,500)
Capital Outlay			-	-	-	-	5,000	5,000
			-	-	-	-	-	-
			<u>\$ 66,046</u>	<u>\$ 63,600</u>	<u>\$ 63,600</u>	<u>\$ 60,548</u>	<u>\$ 65,400</u>	<u>\$ 1,800</u>
Full Time Equivalent Positions			-	-	-	-	-	-
Transaction/ Object #	Account Description							
5721200	Regular Salaries & Wages		8,376	8,300	8,300	7,748	6,600	(1,700)
57234xx	Contractual Services		12,770	13,500	13,500	12,000	12,000	(1,500)
5724100	Communications		-	-	-	-	-	-
5724300	Utilities		21,641	22,000	22,000	22,000	22,000	-
5724500	Insurance		7,261	6,800	6,800	6,800	7,800	1,000
5724600	Repair & Maintenance		12,001	9,000	9,000	9,000	9,000	-
5725200	Operating Supplies		3,997	4,000	4,000	3,000	3,000	(1,000)
5725250	Small Tools & Equipment		-	-	-	-	-	-
5726400	Capital Outlay		-	-	-	-	5,000	5,000
			-	-	-	-	-	-
<b>Liles Hotel Expenditures</b>			<u>\$ 66,046</u>	<u>\$ 63,600</u>	<u>\$ 63,600</u>	<u>\$ 60,548</u>	<u>\$ 65,400</u>	<u>\$ 1,800</u>
Allocation of Payroll Budgeted in Recreation Center			-	-	-	-	-	-
Total Financial Impact of Liles Hotel			<u>\$ 66,046</u>	<u>\$ 63,600</u>	<u>\$ 63,600</u>	<u>\$ 60,548</u>	<u>\$ 65,400</u>	<u>\$ 1,800</u>

*City of Bonita Springs, Florida*  
**Budget Fiscal Year 2012-2013**  
*Parks and Recreation Expenditures*

Fund      **00 General Fund**                      Cost Center    **615 Liles Hotel**                      Transaction    **572 Parks & Recreation**

Type of Expenditure: **Contractual Services**  
Account: **00.615.57234xx**

<u>Account</u>	<u>Item Description</u>	<u>Actual</u> <u>2010-2011</u>	<u>Original</u> <u>2011-2012</u> <u>Budget</u>	<u>Amended</u> <u>2011-2012</u> <u>Budget</u>	<u>Expected</u> <u>2011-2012</u>	<u>Requested</u> <u>2012-2013</u> <u>Budget</u>	<u>Requested</u> <u>+ / (-) over</u> <u>2011-2012</u> <u>Budget</u>
00.615.5723406	Building Maintenance	\$ 7,444	\$ 5,000	\$ 5,000	\$ 5,000	\$ 5,000	\$ -
00.615.5723407	Alarm/Security	2,165	3,500	3,500	2,500	2,500	(1,000)
00.615.5723408	Cleaning of Facilities	-	-	-	-	-	-
00.615.5723409	Pressure Washing Building	-	1,000	1,000	1,500	1,500	500
00.615.5723420	Fountain Maintenance	3,161	4,000	4,000	3,000	3,000	(1,000)
		-	-	-	-	-	-
		<u>\$ 12,770</u>	<u>\$ 13,500</u>	<u>\$ 13,500</u>	<u>\$ 12,000</u>	<u>\$ 12,000</u>	<u>\$ (1,500)</u>

*City of Bonita Springs, Florida*  
**Budget Fiscal Year 2012-2013**  
*Capital Expenditures-Vehicle/Equipment*

---

Fund: 00 General Fund \_\_\_\_\_

Priority #: 1

Cost Center: 615 Liles Hotel \_\_\_\_\_

Transaction: 572 Parks & Recreation \_\_\_\_\_

Account #: 00.615.5726400 \_\_\_\_\_

Equipment Requested: Remodel of reception work spaces at the historic Liles Hotel

Cost: \$ 5,000

Description of requested item:

1) Type of Item (select one):	
New	<u>X</u>
Used	_____

Removal of current work area and expansion to include removal of the counter wall to provide better and more direct customer service. The proposed reception area would also add an appropriate work station for assistants as the current setup only has one work station for two employees. The proposed reception area would remain consistent with the current one, in appearance and we would seek historic preservation approval prior to commencement.

2) Information on Item (select one):	
Addition _____	→ Proposed Use:
Replacement <u>X</u>	} Model: _____ Year: _____
Upgrade _____	
Projected Mileage/Hours @ Oct 1st: _____	
Equipment condition: _____	
Equipment use: _____	

3) Construction in Progress (select one):	
Included in CIP:	
Yes _____	CIP Number: _____
No <u>X</u>	

*City of Bonita Springs, Florida*  
**Budget Fiscal Year 2012-2013**  
*Parks and Recreation Expenditures*

Fund	00 General Fund	Cost Center <b>616 Kent Road Canoe/Kayak Launch Park</b>				Transaction <b>572 Parks &amp; Recreation</b>	
		Actual 2010-2011	Original 2011-2012 Budget	Amended 2011-2012 Budget	Expected 2011-2012	Requested 2012-2013 Budget	Requested +/- over 2011-2012 Budget
Personal Services		-	-	-	-	-	-
Operating Expenditures		300	-	-	-	4,500	4,500
Capital Outlay		-	-	-	-	-	-
		-	-	-	-	-	-
		<u>\$ 300</u>	<u>\$ -</u>	<u>\$ -</u>	<u>\$ -</u>	<u>\$ 4,500</u>	<u>\$ 4,500</u>
Full Time Equivalent Positions		<u>-</u>	<u>-</u>	<u>-</u>	<u>-</u>	<u>-</u>	<u>-</u>
Transaction/ Object # Account Description							
57234xx	Contractual Services	-	-	-	-	2,000	2,000
5724400	Rentals & Leases	300	-	-	-	-	-
5724600	Repair & Maintenance	-	-	-	-	2,500	2,500
5726400	Capital Outlay	-	-	-	-	-	-
		-	-	-	-	-	-
<b>Kent Road Canoe/Kayak Launch Expenditures</b>		<u>\$ 300</u>	<u>\$ -</u>	<u>\$ -</u>	<u>\$ -</u>	<u>\$ 4,500</u>	<u>\$ 4,500</u>
Allocation of Payroll Budgeted in Recreation Center/Public Works Dept		<u>-</u>	<u>-</u>	<u>-</u>	<u>-</u>	<u>3,760</u>	<u>3,760</u>
Total Financial Impact of Kent Road Canoe/Kayak Launch		<u>\$ 300</u>	<u>\$ -</u>	<u>\$ -</u>	<u>\$ -</u>	<u>\$ 4,500</u>	<u>\$ 8,260</u>

*City of Bonita Springs, Florida*  
**Budget Fiscal Year 2012-2013**  
*Parks and Recreation Expenditures*

Fund      **00 General Fund**                      Cost Center    **616 Kent Road Canoe/Kayak Launch  
Park**                      Transaction    **572 Parks &  
Recreation**

Type of Expenditure: **Contractual Services**  
Account: **00.616.57234xx**

<u>Account</u>	<u>Item Description</u>	<u>Actual 2010-2011</u>	<u>Original 2011-2012 Budget</u>	<u>Amended 2011-2012 Budget</u>	<u>Expected 2011-2012</u>	<u>Requested 2012-2013 Budget</u>	<u>Requested + / (-) over 2011-2012 Budget</u>
00.616.5723411	Landscaping Maintenance	\$ -	\$ -	\$ -	\$ -	\$ 2,000	\$ 2,000
		-	-	-	-	-	-
		<u>\$ -</u>	<u>\$ -</u>	<u>\$ -</u>	<u>\$ -</u>	<u>\$ 2,000</u>	<u>\$ 2,000</u>

*City of Bonita Springs, Florida*  
**Budget Fiscal Year 2012-2013**  
*Parks and Recreation Expenditures*

Fund <i>00 General Fund</i>	Cost Center <i>617 Bonita Nature Place</i>				Transaction <i>572 Parks &amp; Recreation</i>	
	Actual <u>2010-2011</u>	Original 2011-2012 <u>Budget</u>	Amended 2011-2012 <u>Budget</u>	Expected <u>2011-2012</u>	Requested 2012-2013 <u>Budget</u>	Requested +/- over 2011-2012 <u>Budget</u>
Personal Services	6,100	5,900	5,900	5,900	5,800	(100)
Operating Expenditures	15,482	30,300	30,300	25,224	26,300	(4,000)
Capital Outlay	-	-	-	-	-	-
	<u>-</u>	<u>-</u>	<u>-</u>	<u>-</u>	<u>-</u>	<u>-</u>
	<u>\$ 21,582</u>	<u>\$ 36,200</u>	<u>\$ 36,200</u>	<u>\$ 31,124</u>	<u>\$ 32,100</u>	<u>\$ (4,100)</u>
Full Time Equivalent Positions	<u>-</u>	<u>-</u>	<u>-</u>	<u>-</u>	<u>-</u>	<u>-</u>
Transaction/ <u>Object # Account Description</u>						
5721200 Regular Salaries & Wages	5,689	-	-	-	-	-
5721300 Other Salaries & Wages	-	5,000	5,000	5,000	5,000	-
5722100 FICA Taxes	360	400	400	400	400	-
5722400 Workers Compensation	-	300	300	300	200	(100)
5722500 Unemployment Compensation	51	200	200	200	200	-
57234xx Contractual Services	3,599	9,000	9,000	6,000	6,000	(3,000)
5723410 HR Leasing Fees	-	100	100	100	100	-
5724300 Utilities	1,670	2,000	2,000	2,000	2,000	-
5724500 Insurance	1,815	3,200	3,200	1,124	2,200	(1,000)
5724600 Repair & Maintenance	7,254	15,000	15,000	15,000	15,000	-
5725200 Operating Supplies	1,144	1,000	1,000	1,000	1,000	-
5725400 Books, Pub, Memberships	-	-	-	-	-	-
5726400 Capital Outlay	-	-	-	-	-	-
	<u>-</u>	<u>-</u>	<u>-</u>	<u>-</u>	<u>-</u>	<u>-</u>
<b>Bonita Nature Place Expenditures</b>	<u><b>\$ 21,582</b></u>	<u><b>\$ 36,200</b></u>	<u><b>\$ 36,200</b></u>	<u><b>\$ 31,124</b></u>	<u><b>\$ 32,100</b></u>	<u><b>\$ (4,100)</b></u>
Allocation of Payroll Budgeted in Recreation Center/Public Works Dept	<u>-</u>	<u>4,860</u>	<u>4,860</u>	<u>4,860</u>	<u>9,270</u>	<u>4,410</u>
Less Rental Revenue Collected	<u>(3,400)</u>	<u>(3,400)</u>	<u>(3,400)</u>	<u>(3,400)</u>	<u>(3,400)</u>	<u>0</u>
Total Financial Impact of Bonita Nature Place	<u><b>\$ 18,182</b></u>	<u><b>\$ 37,660</b></u>	<u><b>\$ 37,660</b></u>	<u><b>\$ 32,584</b></u>	<u><b>\$ 37,970</b></u>	<u><b>\$ 310</b></u>



*City of Bonita Springs, Florida*  
**Budget Fiscal Year 2012-2013**  
*Parks and Recreation Expenditures*

Fund      **00 General Fund**                      Cost Center    **617 Bonita Nature Place**                      Transaction    **572 Parks & Recreation**

Type of Expenditure: **Contractual Services**  
Account: **00.617.57234xx**

<u>Account</u>	<u>Item Description</u>	<u>Actual</u> 2010-2011	<u>Original</u> 2011-2012 <u>Budget</u>	<u>Amended</u> 2011-2012 <u>Budget</u>	<u>Expected</u> 2011-2012	<u>Requested</u> 2012-2013 <u>Budget</u>	<u>Requested</u> + / (-) over 2011-2012 <u>Budget</u>
00.617.5723411	Landscaping Maintenance	\$ 3,599	\$ 7,000	\$ 7,000	\$ 5,000	\$ 5,000	\$ (2,000)
00.617.5723412	Lawn Mowing	-	2,000	2,000	1,000	1,000	(1,000)
		-	-	-	-	-	-
		<u>\$ 3,599</u>	<u>\$ 9,000</u>	<u>\$ 9,000</u>	<u>\$ 6,000</u>	<u>\$ 6,000</u>	<u>\$ (3,000)</u>

*City of Bonita Springs, Florida*  
**Budget Fiscal Year 2012-2013**  
*Parks and Recreation Expenditures*

Fund <i>00 General Fund</i>	Cost Center <i>618 Windsor Road Preserve</i>				Transaction <i>572 Parks &amp; Recreation</i>	
	Actual 2010-2011	Original 2011-2012 Budget	Amended 2011-2012 Budget	Expected 2011-2012	Requested 2012-2013 Budget	Requested + / (-) over 2011-2012 Budget
Personal Services	-	-	-	-	-	-
Operating Expenditures	6,762	7,500	7,500	7,500	7,500	-
Capital Outlay	-	-	-	-	-	-
	-	-	-	-	-	-
	<u>\$ 6,762</u>	<u>\$ 7,500</u>	<u>\$ 7,500</u>	<u>\$ 7,500</u>	<u>\$ 7,500</u>	<u>\$ -</u>
Full Time Equivalent Positions	-	-	-	-	-	-
Transaction/ Object # Account Description						
57234xx Contractual Services	6,494	7,000	7,000	7,000	7,000	-
5724300 Utilities	268	500	500	500	500	-
5726400 Capital Outlay	-	-	-	-	-	-
	-	-	-	-	-	-
<b>Windsor Road Preserve Expenditures</b>	<u>\$ 6,762</u>	<u>\$ 7,500</u>	<u>\$ 7,500</u>	<u>\$ 7,500</u>	<u>\$ 7,500</u>	<u>\$ -</u>
Allocation of Payroll Budgeted in Recreation Center/Public Works Dept	-	5,150	5,150	5,150	9,790	4,640
Total Financial Impact of Windsor Road Preserve	<u>\$ 6,762</u>	<u>\$ 12,650</u>	<u>\$ 12,650</u>	<u>\$ 12,650</u>	<u>\$ 17,290</u>	<u>\$ 4,640</u>

*City of Bonita Springs, Florida*  
**Budget Fiscal Year 2012-2013**  
*Parks and Recreation Expenditures*

Fund      **00 General Fund**                      Cost Center    **618 Windsor Road Preserve**                      Transaction    **572 Parks & Recreation**

Type of Expenditure: **Contractual Services**  
Account: **00.618.57234xx**

<u>Account</u>	<u>Item Description</u>	<u>Actual</u> 2010-2011	<u>Original</u> 2011-2012 <u>Budget</u>	<u>Amended</u> 2011-2012 <u>Budget</u>	<u>Expected</u> 2011-2012	<u>Requested</u> 2012-2013 <u>Budget</u>	<u>Requested</u> + / (-) over 2011-2012 <u>Budget</u>
00.618.5723411	Landscaping Maintenance	\$ 6,494	\$ 7,000	\$ 7,000	\$ 7,000	\$ 7,000	\$ -
		-	-	-	-	-	-
		<u>\$ 6,494</u>	<u>\$ 7,000</u>	<u>\$ 7,000</u>	<u>\$ 7,000</u>	<u>\$ 7,000</u>	<u>\$ -</u>

*City of Bonita Springs, Florida*  
**Budget Fiscal Year 2012-2013**  
*Parks and Recreation Expenditures*

Fund <i>00 General Fund</i>	Cost Center <i>620 Marni Fields</i>				Transaction <i>572 Parks &amp; Recreation</i>	
	Actual <u>2010-2011</u>	Original 2011-2012 <u>Budget</u>	Amended 2011-2012 <u>Budget</u>	Expected <u>2011-2012</u>	Requested 2012-2013 <u>Budget</u>	Requested + / (-) over 2011-2012 <u>Budget</u>
Personal Services	-	-	-	-	-	-
Operating Expenditures	81,955	81,000	81,000	79,100	77,400	(3,600)
Capital Outlay	-	-	-	-	8,000	8,000
	-	-	-	-	-	-
	<u>\$ 81,955</u>	<u>\$ 81,000</u>	<u>\$ 81,000</u>	<u>\$ 79,100</u>	<u>\$ 85,400</u>	<u>\$ 4,400</u>
Full Time Equivalent Positions	<u>-</u>	<u>-</u>	<u>-</u>	<u>-</u>	<u>-</u>	<u>-</u>
Transaction/ <u>Object # Account Description</u>						
57234xx Contractual Services	49,758	48,000	48,000	48,000	50,000	2,000
5724300 Utilities	2,938	3,000	3,000	2,500	3,000	-
5724500 Insurance	1,815	1,600	1,600	1,600	900	(700)
5724600 Repair & Maintenance	14,466	16,400	16,400	15,000	15,000	(1,400)
5725200 Operating Supplies	12,978	12,000	12,000	12,000	8,500	(3,500)
5726400 Capital Outlay	-	-	-	-	8,000	8,000
	-	-	-	-	-	-
<b>Marni Fields Expenditures</b>	<u>\$ 81,955</u>	<u>\$ 81,000</u>	<u>\$ 81,000</u>	<u>\$ 79,100</u>	<u>\$ 85,400</u>	<u>\$ 4,400</u>
Allocation of Payroll Budgeted in Recreation Center/Public Works Dept	<u>43,510</u>	<u>41,910</u>	<u>41,910</u>	<u>41,910</u>	<u>38,130</u>	<u>(3,780)</u>
Total Financial Impact of Marni Fields	<u>\$ 125,465</u>	<u>\$ 122,910</u>	<u>\$ 122,910</u>	<u>\$ 121,010</u>	<u>\$ 123,530</u>	<u>\$ 620</u>

*City of Bonita Springs, Florida*  
**Budget Fiscal Year 2012-2013**  
*Parks and Recreation Expenditures*

Fund      **00 General Fund**                      Cost Center    **620 Marni Fields**                                      Transaction    **572 Parks & Recreation**

Type of Expenditure: **Contractual Services**  
Account: **00.620.57234xx**

<u>Account</u>	<u>Item Description</u>	<u>Actual</u> 2010-2011	<u>Original</u> 2011-2012 <u>Budget</u>	<u>Amended</u> 2011-2012 <u>Budget</u>	<u>Expected</u> 2011-2012	<u>Requested</u> 2012-2013 <u>Budget</u>	<u>Requested</u> + / (-) over 2011-2012 <u>Budget</u>
00.620.5723417	Field Maintenance	\$ 49,758	\$ 48,000	\$ 48,000	\$ 48,000	\$ 50,000	2,000
		-	-	-	-	-	-
		<u>\$ 49,758</u>	<u>\$ 48,000</u>	<u>\$ 48,000</u>	<u>\$ 48,000</u>	<u>\$ 50,000</u>	<u>\$ 2,000</u>

*City of Bonita Springs, Florida*  
**Budget Fiscal Year 2012-2013**  
*Capital Expenditures-Vehicle/Equipment*

---

Fund: 00 General Fund \_\_\_\_\_

Priority #: 1

Cost Center: 620 Marni Fields \_\_\_\_\_

Transaction: 572 Parks & Recreation \_\_\_\_\_

Account #: 00.620.5726400 \_\_\_\_\_

Equipment Requested: Utility Cart Vehicle Gas powered \_\_\_\_\_

Cost: \$ 8,000

Description of requested item:

1) Type of Item (select one):  New <u>X</u>  Used _____
---

2) Information on Item (select one):  Addition _____      →      Proposed Use: _____  Replacement <u>X</u> }      Make: _____ Model: _____ Year: _____  Upgrade _____      }      Mileage/Hours: _____ Serial/VIN #: _____  Projected Mileage/Hours @ Oct 1st: _____  Equipment condition: <u>Poor battery issues and doesn't work</u>  Equipment use: <u>Service</u>
---

3) Construction in Progress (select one):  Included in CIP:  Yes _____      CIP Number: _____  No _____
---

*City of Bonita Springs, Florida*  
**Budget Fiscal Year 2012-2013**  
*Parks and Recreation Expenditures*

Fund <i>00 General Fund</i>	Cost Center <i>621 Bonita Springs River Park</i>				Transaction <i>572 Parks &amp; Recreation</i>	
	Actual 2010-2011	Original 2011-2012 Budget	Amended 2011-2012 Budget	Expected 2011-2012	Requested 2012-2013 Budget	Requested +/- over 2011-2012 Budget
Personal Services	-	-	-	-	-	-
Operating Expenditures	9,920	21,800	21,800	22,800	24,600	2,800
Capital Outlay	-	-	-	-	-	-
	-	-	-	-	-	-
	<u>\$ 9,920</u>	<u>\$ 21,800</u>	<u>\$ 21,800</u>	<u>\$ 22,800</u>	<u>\$ 24,600</u>	<u>\$ 2,800</u>
Full Time Equivalent Positions	<u>-</u>	<u>-</u>	<u>-</u>	<u>-</u>	<u>-</u>	<u>-</u>
Transaction/ Object # Account Description						
57231xx Professional Services	4,390	6,200	6,200	6,000	6,000	(200)
57234xx Contractual Services	1,969	8,000	8,000	9,000	9,000	1,000
5724300 Utilities	203	-	-	200	200	200
5724500 Insurance	-	1,600	1,600	1,600	2,400	800
5724600 Repair & Maintenance	1,926	4,000	4,000	4,000	5,000	1,000
5725200 Operating Supplies	1,432	2,000	2,000	2,000	2,000	-
5726400 Capital Outlay	-	-	-	-	-	-
	<u>-</u>	<u>-</u>	<u>-</u>	<u>-</u>	<u>-</u>	<u>-</u>
<b>Bonita Springs River Park Expenditures</b>	<u><b>\$ 9,920</b></u>	<u><b>\$ 21,800</b></u>	<u><b>\$ 21,800</b></u>	<u><b>\$ 22,800</b></u>	<u><b>\$ 24,600</b></u>	<u><b>\$ 2,800</b></u>
Allocation of Payroll Budgeted in Recreation Center/Public Works Dept	<u>9,310</u>	<u>7,440</u>	<u>7,440</u>	<u>7,440</u>	<u>14,590</u>	<u>7,150</u>
Total Financial Impact of Bonita Springs River Park	<u>\$ 19,230</u>	<u>\$ 29,240</u>	<u>\$ 29,240</u>	<u>\$ 30,240</u>	<u>\$ 39,190</u>	<u>\$ 9,950</u>

*City of Bonita Springs, Florida*  
**Budget Fiscal Year 2012-2013**  
*Parks and Recreation Expenditures*

Fund      **00 General Fund**                      Cost Center    **621 Bonita Springs River Park**                      Transaction    **572 Parks & Recreation**

Type of Expenditure:    **Professional Services**  
Account:    **00.621.57231xx**

<u>Account</u>	<u>Item Description</u>	<u>Actual</u> 2010-2011	<u>Original</u> 2011-2012 <u>Budget</u>	<u>Amended</u> 2011-2012 <u>Budget</u>	<u>Expected</u> 2011-2012	<u>Requested</u> 2012-2013 <u>Budget</u>	<u>Requested</u> + / (-) over 2011-2012 <u>Budget</u>
00.621.5723130	Mitigation Monitoring and Reporting <sup>1</sup>	\$ 4,390	\$ 6,200	\$ 6,200	\$ 6,000	\$ 6,000	\$ (200)
		-	-	-	-	-	-
		<u>\$ 4,390</u>	<u>\$ 6,200</u>	<u>\$ 6,200</u>	<u>\$ 6,000</u>	<u>\$ 6,000</u>	<u>\$ (200)</u>

<sup>1</sup> This work is required semi-annually for two (2) years as a permit requirement. The first 6-month and one-year monitoring visits/reports were incidental to the construction contract.



*City of Bonita Springs, Florida*  
**Budget Fiscal Year 2012-2013**  
*Parks and Recreation Expenditures*

---

Fund      **00 General Fund**                      Cost Center    **621 Bonita Springs River Park**                      Transaction    **572 Parks & Recreation**

Type of Expenditure: **Contractual Services**  
Account: **00.621.57234xx**

<u>Account</u>	<u>Item Description</u>	<u>Actual</u> 2010-2011	<u>Original</u> 2011-2012 <u>Budget</u>	<u>Amended</u> 2011-2012 <u>Budget</u>	<u>Expected</u> 2011-2012	<u>Requested</u> 2012-2013 <u>Budget</u>	<u>Requested</u> + / (-) over 2011-2012 <u>Budget</u>
00.621.5723411	Landscaping Maintenance	\$ 1,969	\$ 8,000	\$ 8,000	\$ 8,000	\$ 8,000	-
00.621.5723419	Exotic Plant Removal	-	-	-	1,000	1,000	1,000
		-	-	-	-	-	-
		<u>\$ 1,969</u>	<u>\$ 8,000</u>	<u>\$ 8,000</u>	<u>\$ 9,000</u>	<u>\$ 9,000</u>	<u>\$ 1,000</u>

*City of Bonita Springs, Florida*  
**Budget Fiscal Year 2012-2013**  
*Parks and Recreation Expenditures*

Fund <i>00 General Fund</i>	Cost Center <i>622 River Trail Park (Linear Park)</i>				Transaction <i>572 Parks &amp; Recreation</i>	
	Actual 2010-2011	Original 2011-2012 Budget	Amended 2011-2012 Budget	Expected 2011-2012	Requested 2012-2013 Budget	Requested +/- over 2011-2012 Budget
Personal Services	-	-	-	-	-	-
Operating Expenditures	3,406	5,000	5,000	5,000	5,000	-
Capital Outlay	-	-	-	-	-	-
	-	-	-	-	-	-
	<u>\$ 3,406</u>	<u>\$ 5,000</u>	<u>\$ 5,000</u>	<u>\$ 5,000</u>	<u>\$ 5,000</u>	<u>\$ -</u>
Full Time Equivalent Positions	<u>-</u>	<u>-</u>	<u>-</u>	<u>-</u>	<u>-</u>	<u>-</u>
Transaction/ Object # Account Description						
57234xx Contractual Services	-	-	-	-	-	-
5724300 Utilities	-	-	-	-	-	-
5724600 Repair & Maintenance	3,406	5,000	5,000	5,000	5,000	-
5725200 Operating Supplies	-	-	-	-	-	-
5726400 Capital Outlay	-	-	-	-	-	-
	-	-	-	-	-	-
<b>River Trail Park (Linear Park) Expenditures</b>	<u>\$ 3,406</u>	<u>\$ 5,000</u>	<u>\$ 5,000</u>	<u>\$ 5,000</u>	<u>\$ 5,000</u>	<u>\$ -</u>
Allocation of Payroll Budgeted in Recreation Center	-	-	-	-	7,040	7,040
Total Financial Impact of River Trail Park (Linear Park)	<u>\$ 3,406</u>	<u>\$ 5,000</u>	<u>\$ 5,000</u>	<u>\$ 5,000</u>	<u>\$ 12,040</u>	<u>\$ 7,040</u>

*City of Bonita Springs, Florida*  
**Budget Fiscal Year 2012-2013**  
*Parks and Recreation Expenditures*

Fund <i>00 General Fund</i>	Cost Center <i>623 Carpenter Lane Canoe &amp; Kayak</i>				Transaction <i>572 Parks &amp; Recreation</i>	
	Actual 2010-2011	Original 2011-2012 Budget	Amended 2011-2012 Budget	Expected 2011-2012	Requested 2012-2013 Budget	Requested +/- over 2011-2012 Budget
Personal Services	-	-	-	-	-	-
Operating Expenditures	-	1,700	1,700	1,700	1,700	-
Capital Outlay	-	-	-	-	-	-
	-	-	-	-	-	-
	<u>\$ -</u>	<u>\$ 1,700</u>	<u>\$ 1,700</u>	<u>\$ 1,700</u>	<u>\$ 1,700</u>	<u>\$ -</u>
Full Time Equivalent Positions	<u>-</u>	<u>-</u>	<u>-</u>	<u>-</u>	<u>-</u>	<u>-</u>
Transaction/ Object # Account Description						
57234xx Contractual Services	-	-	-	-	-	-
5724300 Utilities	-	-	-	-	-	-
5724500 Insurance	-	200	200	200	200	-
5724600 Repair & Maintenance	-	1,500	1,500	1,500	1,500	-
5725200 Operating Supplies	-	-	-	-	-	-
5726400 Capital Outlay	-	-	-	-	-	-
	-	-	-	-	-	-
<b>Carpenter Lane Canoe &amp; Kayak Expenditures</b>	<u>\$ -</u>	<u>\$ 1,700</u>	<u>\$ 1,700</u>	<u>\$ 1,700</u>	<u>\$ 1,700</u>	<u>\$ -</u>
Allocation of Payroll Budgeted in Recreation Center	<u>-</u>	<u>-</u>	<u>-</u>	<u>-</u>	<u>-</u>	<u>-</u>
Total Financial Impact of Carpenter Lane Canoe & Kayak	<u>\$ -</u>	<u>\$ 1,700</u>	<u>\$ 1,700</u>	<u>\$ 1,700</u>	<u>\$ 1,700</u>	<u>\$ -</u>

*City of Bonita Springs, Florida*

**Budget Fiscal Year 2012-2013**

*Non-Departmental Expenditure*

Fund 00 General Fund		Cost Center 000 Non-Departmental				Transaction Various	
Transaction/ Object #	Account Description	Actual 2010-2011	Original 2011-2012 Budget	Amended 2011-2012 Budget	Expected 2011-2012	Requested 2012-2013 Budget	Requested +/- over 2011-2012 Budget
5133100	Tax Collector Fees-Local Bus Tax	7,779	7,800	7,800	7,800	7,800	-
5133110	State Alcoholic Serv Charge	2,317	1,000	1,000	2,300	2,300	1,300
5153100	Sustainability/Energy Initiative	-	-	-	-	10,000	10,000
5133401	Risk Manager	-	-	-	-	6,000	6,000
5134200	Freight & Postage <sup>1</sup>	-	-	-	-	19,500	19,500
5135100	Office Supplies <sup>1</sup>	-	-	-	-	18,000	18,000
5135400	Books, Pub, Memberships <sup>1</sup>	-	-	-	-	250	250
5199900	Contingency	-	554,400	554,400	190,000	93,440	(460,960)
	General Government Total	10,096	563,200	563,200	200,100	157,290	(405,910)
5448100	Bus Service	171,306	172,000	172,000	172,000	187,000	15,000
	Transportation Total	171,306	172,000	172,000	172,000	187,000	15,000
5723412	Lawn Mowing <sup>2</sup>	-	-	-	-	2,000	2,000
5723419	Exotic Plant Removal <sup>2</sup>	-	-	-	-	1,000	1,000
5723420	Native Plants <sup>2</sup>	-	-	-	-	10,000	10,000
5724300	Utilities <sup>2</sup>	-	-	-	-	2,500	2,500
5724500	Insurance <sup>2</sup>	-	-	-	-	3,300	3,300
5724600	Repair & Maintenance <sup>2</sup>	-	-	-	-	3,000	3,000
5724640	Repairs & Maint-Rental W Terry St <sup>2</sup>	-	-	-	-	3,000	3,000
5723115	Art In Public Places	5,221	10,000	10,000	10,000	10,000	-
5733110	Old Town Revitalization Grants	-	-	-	-	-	-
5733111	Historic Preservation Educational Outreach	54	2,500	2,500	2,500	1,500	(1,000)
5738300	Historic Preservation Projects	664	15,000	15,000	15,000	10,000	(5,000)
	Culture/Recreation Total	5,939	27,500	27,500	27,500	46,300	18,800
5548200	Affordable Housing Dev Corp	200,019	-	-	-	-	-
	Economic Environment Total	200,019	-	-	-	-	-
5744837	Keep America Warm	82	-	-	-	-	-
	Total Keep America Warm	82	-	-	-	-	-
5748200	Friends of Nature Place	320	-	-	-	-	-
	Total Friends of Nature Place	320	-	-	-	-	-
883.5723400	Veteran's Monument	-	-	-	1,886	-	-
	Total Veteran's Monument	-	-	-	1,886	-	-
884.5728300	Renaissance-Reimb Contributions	-	-	-	65,892	-	-
	Total Renaissance-Reimb Co	-	-	-	65,892	-	-
		-	-	-	-	-	-
	<b>Total Non-Cost Central Expenditures</b>	<b>\$ 387,761</b>	<b>\$ 762,700</b>	<b>\$ 762,700</b>	<b>\$ 467,378</b>	<b>\$ 390,590</b>	<b>\$ (372,110)</b>
	Allocation of Payroll Budgeted in Recreation Center	-	-	-	-	13,460	13,460
	Total Financial Impact of Non-Departmental	\$ 387,761	\$ 762,700	\$ 762,700	\$ 467,378	\$ 404,050	\$ (358,650)

<sup>1</sup> Above increases are the result of a transfer from the City Hall cost center (201.513).

<sup>2</sup> Above increases are the result of a transfer from the City Property (not otherwise listed) cost center (613.572). This City owned vacant property list includes 27733 Horne Ave; 27550 Shriver Ave; 27598 Shriver Ave; 27532 Shriver Ave; 27533 Felts Ave; 27515 Felts Ave; 10371 W Terry Street (Rental House); 10575 Abernathy Street; and 27400 Old 41 (formerly known as Lemon Tree Lot).

*City of Bonita Springs, Florida*

**Budget Fiscal Year 2012-2013**

*Transfers*

Fund *00 General Fund*

Cost Center *999 Transfers*

<u>Transaction/ Object #</u>	<u>Account Description</u>	<u>Actual 2010-2011</u>	<u>Original 2011-2012 Budget</u>	<u>Amended 2011-2012 Budget</u>	<u>Expected 2011-2012</u>	<u>Requested 2012-2013 Budget</u>	<u>Requested + / (-) over 2011-2012 Budget</u>
Other Financing Uses							
5811300	Transfer to Grant Fund	25,649	33,000	33,000	33,000	35,880	2,880
5812000	Transfer to Debt Service	435,400	434,990	383,290	383,060	384,050	760
5813000	Transfer to Road Capital Proj	102,375	1,053,000	1,053,200	1,190,985	1,620,000	566,800
5813100	Transfer to Other Capital Proj	56,421	60,000	60,000	60,140	1,217,500	1,157,500
		-	-	-	-	-	-
<b>Total Transfers to Other Funds</b>		<b><u>\$ 619,845</u></b>	<b><u>\$ 1,580,990</u></b>	<b><u>\$ 1,529,490</u></b>	<b><u>\$ 1,667,185</u></b>	<b><u>\$ 3,257,430</u></b>	<b><u>\$ 1,727,940</u></b>

*City of Bonita Springs, Florida*  
**Fiscal Year 2012-2013**  
*Special Revenue Funds Budget Summary*

	<u>Gas Tax</u>	<u>Impact Fee</u>	<u>Grant</u>	<u>Total Special Revenue Funds</u>
Prior Year Surplus	\$ 1,453,770	\$ 2,150,840	\$ -	\$ 3,604,610
<b>Revenues</b>				
Gas Tax	1,305,000	-	-	1,305,000
Intergovernmental Revenues	262,000	-	609,500	871,500
Impact Fees	-	1,740,000	-	1,740,000
Investment Earnings	3,000	3,000	-	6,000
Total Revenues	<u>1,570,000</u>	<u>1,743,000</u>	<u>609,500</u>	<u>3,922,500</u>
<b>Other Financing Sources</b>				
Transfer from General Fund	-	-	35,880	35,880
Total Transfers from Other Funds	<u>-</u>	<u>-</u>	<u>35,880</u>	<u>35,880</u>
<i>Total Revenues &amp; Other Financing Sources</i>	<u>1,570,000</u>	<u>1,743,000</u>	<u>645,380</u>	<u>3,958,380</u>
<b>Total Sources of Funds</b>	<b><u>\$ 3,023,770</u></b>	<b><u>\$ 3,893,840</u></b>	<b><u>\$ 645,380</u></b>	<b><u>\$ 7,562,990</u></b>
<b>Expenditures</b>				
General Government	\$ -	\$ 4,000	\$ -	\$ 4,000
Public Safety	-	-	67,880	67,880
Transportation	2,550	-	-	2,550
Total Expenditures	<u>2,550</u>	<u>4,000</u>	<u>67,880</u>	<u>74,430</u>
<b>Other Financing Uses</b>				
Transfer to Debt Service	640,090	1,536,210	-	2,176,300
Transfer to Road Capital Proj	1,660,000	600,000	175,000	2,435,000
Transfer to Other Capital Proj	-	90,000	402,500	492,500
Total Transfers to Other Funds	<u>2,300,090</u>	<u>2,226,210</u>	<u>577,500</u>	<u>5,103,800</u>
<i>Total Expenditures &amp; Other Financing Uses</i>	<u>2,302,640</u>	<u>2,230,210</u>	<u>645,380</u>	<u>5,178,230</u>
<b>Reserves</b>				
Reserved for:				
Road Capital Projects	721,130	1,004,009	-	1,725,139
Park Capital Projects	-	659,621	-	659,621
Total Reserves	<u>721,130</u>	<u>1,663,630</u>	<u>-</u>	<u>2,384,760</u>
<b>Total Use of Funds</b>	<b><u>\$ 3,023,770</u></b>	<b><u>\$ 3,893,840</u></b>	<b><u>\$ 645,380</u></b>	<b><u>\$ 7,562,990</u></b>

*City of Bonita Springs, Florida*  
**Fiscal Year 2012-2013**  
*Special Revenue Funds Budget Summary*

	Actual <u>2010-2011</u>	Original 2011-2012 <u>Budget</u>	Amended 2011-2012 <u>Budget</u>	Expected <u>2011-2012</u>	2012-2013 Requested <u>Budget</u>	Requested + / (-) over 2011-2012 <u>Budget</u>
<b>Revenues</b>						
Gas Tax	\$ 1,347,417	\$ 1,362,000	\$ 1,362,000	\$ 1,330,000	\$ 1,305,000	\$ (57,000)
Intergovernmental Revenues	1,087,254	903,950	903,950	622,011	871,500	(32,450)
Impact Fees	1,662,159	1,740,000	1,740,000	1,840,000	1,740,000	-
Investment Earnings	6,826	6,000	6,000	6,000	6,000	-
Other Miscellaneous Revenue	3,000	-	-	-	-	-
Total Revenues	<u>4,106,656</u>	<u>4,011,950</u>	<u>4,011,950</u>	<u>3,798,011</u>	<u>3,922,500</u>	<u>(89,450)</u>
<b>Other Financing Sources</b>						
Transfer from General Fund	<u>25,649</u>	<u>33,000</u>	<u>33,000</u>	<u>33,000</u>	<u>35,880</u>	<u>2,880</u>
Transfers from Other Funds	<u>25,649</u>	<u>33,000</u>	<u>33,000</u>	<u>33,000</u>	<u>35,880</u>	<u>2,880</u>
<i>Total Revenues &amp; Other Financing Sources</i>	<u>4,132,305</u>	<u>4,044,950</u>	<u>4,044,950</u>	<u>3,831,011</u>	<u>3,958,380</u>	<u>(86,570)</u>
<b>Expenditures</b>						
General Government	3,979	4,000	4,000	3,994	4,000	-
Public Safety	59,590	67,880	67,880	67,880	67,880	-
Transportation	3,407	2,400	2,400	2,554	2,550	150
Cultural/Recreation	3,000	-	-	-	-	-
Total Expenditures	<u>69,976</u>	<u>74,280</u>	<u>74,280</u>	<u>74,428</u>	<u>74,430</u>	<u>150</u>
<b>Other Financing Uses</b>						
Transfer to Debt Service	2,464,041	2,464,910	2,171,610	2,170,669	2,176,300	4,690
Transfer to General Fund	50,000	-	-	23,760	-	-
Transfer to Afford Housing Trust*	-	146,140	146,140	-	-	(146,140)
Transfer to Grants	-	-	-	-	-	-
Transfer to Other Capital Proj	554,553	618,000	620,700	195,766	492,500	(128,200)
Transfer to Road Capital Proj	2,405,926	1,159,070	2,271,070	1,809,578	2,435,000	163,930
Transfers to Other Funds Total	<u>5,474,520</u>	<u>4,388,120</u>	<u>5,209,520</u>	<u>4,199,773</u>	<u>5,103,800</u>	<u>(105,720)</u>
<i>Total Expenditures &amp; Other Financing Uses</i>	<u>5,544,496</u>	<u>4,462,400</u>	<u>5,283,800</u>	<u>4,274,201</u>	<u>5,178,230</u>	<u>(105,570)</u>
<b>Net Change in Fund Balance</b>	<b><u>\$ (1,412,191)</u></b>	<b><u>\$ (417,450)</u></b>	<b><u>\$ (1,238,850)</u></b>	<b><u>\$ (443,190)</u></b>	<b><u>\$ (1,219,850)</u></b>	<b><u>\$ 19,000</u></b>
Prior Year Surplus		-	(821,400)	4,047,800	3,604,610	4,426,010
<b>Projected End of Year Surplus</b>		<b><u>\$ (417,450)</u></b>	<b><u>\$ (2,060,250)</u></b>	<b><u>\$ 3,604,610</u></b>	<b><u>\$ 2,384,760</u></b>	<b><u>\$ 4,445,010</u></b>

*City of Bonita Springs, Florida*  
**Fiscal Year 2012-2013**  
*Special Revenue Funds Budget Summary*

*Gas Tax Fund*

<b>Fund</b>	<b>10 Gas Tax</b>						Requested
Transaction/ Object #	Account Description	Actual 2010-2011	Original 2011-2012 Budget	Amended 2011-2012 Budget	Expected 2011-2012	2012-2013 Requested Budget	+/-(-) over 2011-2012 Budget
<b>Revenues</b>							
3124100	Local Option Gas Tax	773,480	786,000	786,000	760,000	750,000	(36,000)
3124200	Local Option Gas Tax-5 Cent	573,937	576,000	576,000	570,000	555,000	(21,000)
	Gas Tax Total	<u>1,347,417</u>	<u>1,362,000</u>	<u>1,362,000</u>	<u>1,330,000</u>	<u>1,305,000</u>	<u>(57,000)</u>
3351220	State Shared Revenues-Fuel Tax	265,048	315,000	315,000	280,000	262,000	(53,000)
	Intergovernmental-State Total	<u>265,048</u>	<u>315,000</u>	<u>315,000</u>	<u>280,000</u>	<u>262,000</u>	<u>(53,000)</u>
3611000	Interest Income	3,216	3,000	3,000	3,000	3,000	-
	Interest Income Total	<u>3,216</u>	<u>3,000</u>	<u>3,000</u>	<u>3,000</u>	<u>3,000</u>	<u>-</u>
<b>Total Gas Tax Fund Revenues</b>		<u>1,615,681</u>	<u>1,680,000</u>	<u>1,680,000</u>	<u>1,613,000</u>	<u>1,570,000</u>	<u>(110,000)</u>
<b>Expenditures</b>							
Cost Center 000	Non-Departmental						
5414910	Gas Tax Bank Charges	3,407	2,400	2,400	2,554	2,550	150
	Transportation Total	<u>3,407</u>	<u>2,400</u>	<u>2,400</u>	<u>2,554</u>	<u>2,550</u>	<u>150</u>
<b>Other Financing Uses</b>							
Cost Center 999							
5812000	Transfer to Debt Service	725,660	724,980	638,680	638,431	640,090	1,410
5813000	Transfer to Road Capital Proj	335,963	795,000	1,867,000	1,476,145	1,660,000	(207,000)
	Transfers to Other Funds Total	<u>1,061,623</u>	<u>1,519,980</u>	<u>2,505,680</u>	<u>2,114,576</u>	<u>2,300,090</u>	<u>(205,590)</u>
<b>Total Gas Tax Fund Expenditures &amp; Other Financing Uses</b>		<u>1,065,030</u>	<u>1,522,380</u>	<u>2,508,080</u>	<u>2,117,130</u>	<u>2,302,640</u>	<u>(205,440)</u>
<b>Net Change in Fund Balance</b>		<u><b>\$ 550,651</b></u>	<u><b>157,620</b></u>	<u><b>(828,080)</b></u>	<u><b>(504,130)</b></u>	<u><b>(732,640)</b></u>	<u><b>95,440</b></u>
Prior Year Surplus			-	(985,700)	1,957,900	1,453,770	2,439,470
<b>Projected End of Year Surplus</b>			<u><b>\$ 157,620</b></u>	<u><b>\$ (1,813,780)</b></u>	<u><b>\$ 1,453,770</b></u>	<u><b>\$ 721,130</b></u>	<u><b>\$ 2,534,910</b></u>



*City of Bonita Springs, Florida*  
**Fiscal Year 2012-2013**  
*Special Revenue Funds Budget Summary*

*Local Option Gas Tax Revenue*

**Legal Authorization**

The 6-cents fuel tax, and the additional 5-cents fuel tax, pursuant to Chapter 336.025, Florida Statutes, were levied by an ordinance adopted by a majority vote of the County's governing body. The proceeds of the fuel tax are distributed to the municipalities located within the County based upon an interlocal agreement adopted on June 21, 2011, effective.

**Major Assumptions**

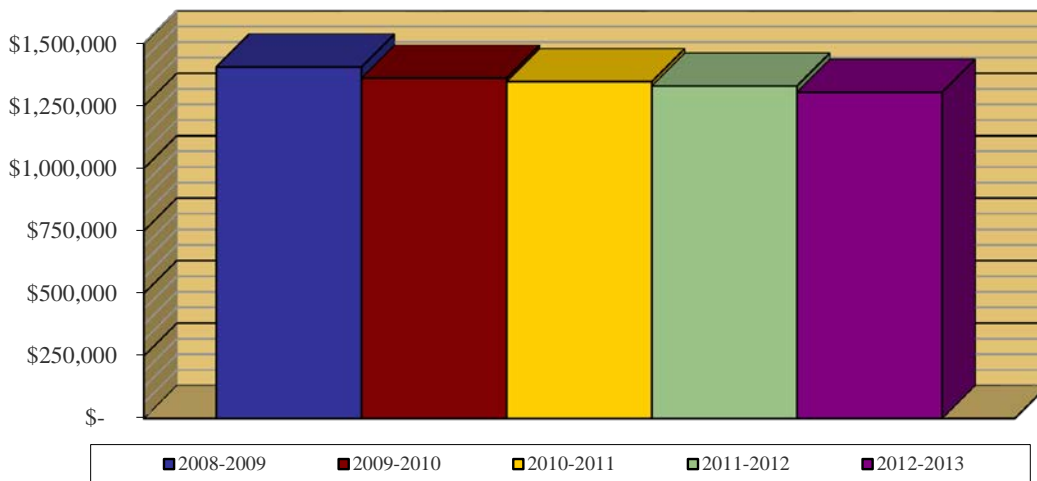
Gas consumption is expected to remain the same for the 2012-2013 budget compared to expected 2011-2012.

**Fee Schedule**

Florida Statute §336.025 allows for the distribution of the Local Option Gas Tax whether through an interlocal agreement or by transportation methodology outlined in the Statutes. The County and Cities entered into an interlocal agreement, which distributes 4.54% to the City of Bonita Springs.

**Collection History**

	Actual <u>2008-2009</u>	Actual <u>2009-2010</u>	Actual <u>2010-2011</u>	Amended Budget <u>2011-2012</u>	Expected <u>2011-2012</u>	Requested Budget <u>2012-2013</u>
10.000.3124100 Local Option Gas Tax	\$ 804,553	\$ 785,611	\$ 773,480	\$ 786,000	\$ 760,000	\$ 750,000
10.000.3124200 Local Option Gas Tax 5 cents	<u>601,884</u>	<u>576,395</u>	<u>573,937</u>	<u>576,000</u>	<u>570,000</u>	<u>555,000</u>
	<u>\$ 1,406,437</u>	<u>\$ 1,362,006</u>	<u>\$ 1,347,417</u>	<u>\$ 1,362,000</u>	<u>\$ 1,330,000</u>	<u>\$ 1,305,000</u>



*City of Bonita Springs, Florida*  
**Fiscal Year 2012-2013**  
*Special Revenue Funds Budget Summary*

*Shared State Revenues*

**Legal Authorization**

State Fuel Taxes are levied pursuant to Florida Statutes §206.41 with the County Local Option Gas Tax levied pursuant to Florida Statutes §336.025. This revenue category is comprised of the 8 cent fuel tax collected and distributed by the State.

**Major Assumptions**

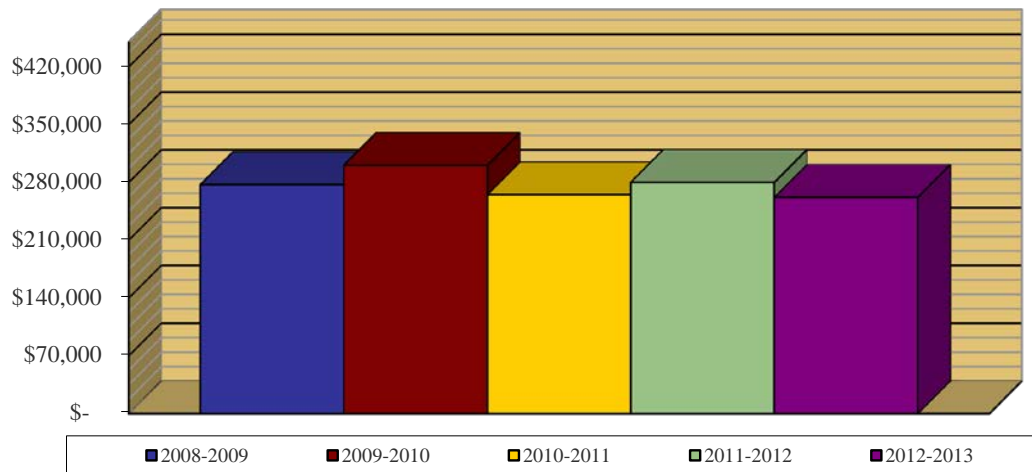
State Shared Sales Tax collections are anticipated to remain constant in 2012-2013 as compared to 2011-2012 expected amounts. Revenue estimates and allocations are provided by the State.

**Fee Schedule**

All payment schedules are established by Florida Statutes and are received monthly for the prior month's collection.

**Collection History**

	<u>Actual 2008-2009</u>	<u>Actual 2009-2010</u>	<u>Actual 2010-2011</u>	<u>Amended Budget 2011-2012</u>	<u>Expected 2011-2012</u>	<u>Requested Budget 2012-2013</u>
10.000.3351220 State Shared Revenues-Fuel Tax	\$ 277,338	\$ 300,672	\$ 265,048	\$ 315,000	\$ 280,000	\$ 262,000



*City of Bonita Springs, Florida*  
**Fiscal Year 2012-2013**  
*Special Revenue Funds Budget Summary*

*Impact Fee Fund*

<b>Fund</b>	<b>12 Impact Fees</b>						
Transaction/ Object #	Account Description	Actual 2010-2011	Original 2011-2012 Budget	Amended 2011-2012 Budget	Expected 2011-2012	2012-2013 Requested Budget	Requested + / (-) over 2011-2012 Budget
<b>Revenues</b>							
Cost Center 8xx Non-Departmental							
800.3243100	Impact Fees-Roads-Residential	1,452,687	1,500,000	1,500,000	1,500,000	1,500,000	-
800.3243200	Impact Fees-Roads-Commercial	64,768	100,000	100,000	200,000	100,000	-
801.3246100	Impact Fees-Regional Prks-Residential	41,781	40,000	40,000	40,000	40,000	-
801.3246200	Impact Fees-Regional Prks-Commerical	-	-	-	-	-	-
802.3246100	Impact Fees-Community Prks-Residential	102,923	100,000	100,000	100,000	100,000	-
802.3246200	Impact Fees-Community Prks-Commerical	-	-	-	-	-	-
	Impact Fees Total	<u>1,662,159</u>	<u>1,740,000</u>	<u>1,740,000</u>	<u>1,840,000</u>	<u>1,740,000</u>	<u>-</u>
000.3611000	Interest Income	3,610	3,000	3,000	3,000	3,000	-
	Interest Income Total	<u>3,610</u>	<u>3,000</u>	<u>3,000</u>	<u>3,000</u>	<u>3,000</u>	<u>-</u>
<b>Total Impact Fee Fund Revenues</b>		<u>1,665,769</u>	<u>1,743,000</u>	<u>1,743,000</u>	<u>1,843,000</u>	<u>1,743,000</u>	<u>-</u>
<b>Expenditures</b>							
Cost Center 000 Non-Departmental							
000.5414910	Impact Fee Bank Charges	3,979	4,000	4,000	3,994	4,000	-
	General Government Total	<u>3,979</u>	<u>4,000</u>	<u>4,000</u>	<u>3,994</u>	<u>4,000</u>	<u>-</u>
<b>Other Financing Uses</b>							
Cost Center 8xx Non-Departmental							
800.5812001	Transfer to Debt Service-Roads	1,738,381	1,739,930	1,532,930	1,532,238	1,536,210	3,280
800.5813000	Transfer to Road Capital Proj	1,721,878	10,000	50,000	49,949	600,000	550,000
802.5813102	Transfer to Capital Proj-Comm Pks	156,873	243,000	245,700	160,248	80,000	(165,700)
802.5813103	Transfer to Capital Proj-Regional Pks	7,500	175,000	175,000	35,631	10,000	(165,000)
	Transfers to Other Funds Total	<u>3,624,632</u>	<u>2,167,930</u>	<u>2,003,630</u>	<u>1,778,066</u>	<u>2,226,210</u>	<u>222,580</u>
<b>Total Impact Fee Fund Expenditures &amp; Other Financing Uses</b>		<u>3,628,611</u>	<u>2,171,930</u>	<u>2,007,630</u>	<u>1,782,060</u>	<u>2,230,210</u>	<u>222,580</u>
<b>Net Change in Fund Balance</b>		<u>\$(1,962,842)</u>	<u>(428,930)</u>	<u>(264,630)</u>	<u>60,940</u>	<u>(487,210)</u>	<u>(222,580)</u>
Prior Year Surplus			-	164,300	2,089,900	2,150,840	1,986,540
<b>Projected End of Year Surplus</b>			<u>\$ (428,930)</u>	<u>\$ (100,330)</u>	<u>\$ 2,150,840</u>	<u>\$ 1,663,630</u>	<u>\$ 1,763,960</u>

*City of Bonita Springs, Florida*  
**Fiscal Year 2012-2013**  
*Special Revenue Funds Budget Summary*

*Impact Fees*

**Legal Authorization**

Ordinance No. 00-03 as amended through Ordinance No. 05-12 and the County/City Interlocal Agreement have established the adoption of impact fee provisions of the Lee County Land Development Code as the City of Bonita Springs Land Development Code. Effective December 4, 2007, Ordinance No. 07-14 establishes an increase in road impact fees; and effective each January 1, an automatic annual inflation adjustment based upon the Engineering News-Record construction cost index will adjust the amount of road impact fees.

**Major Assumptions**

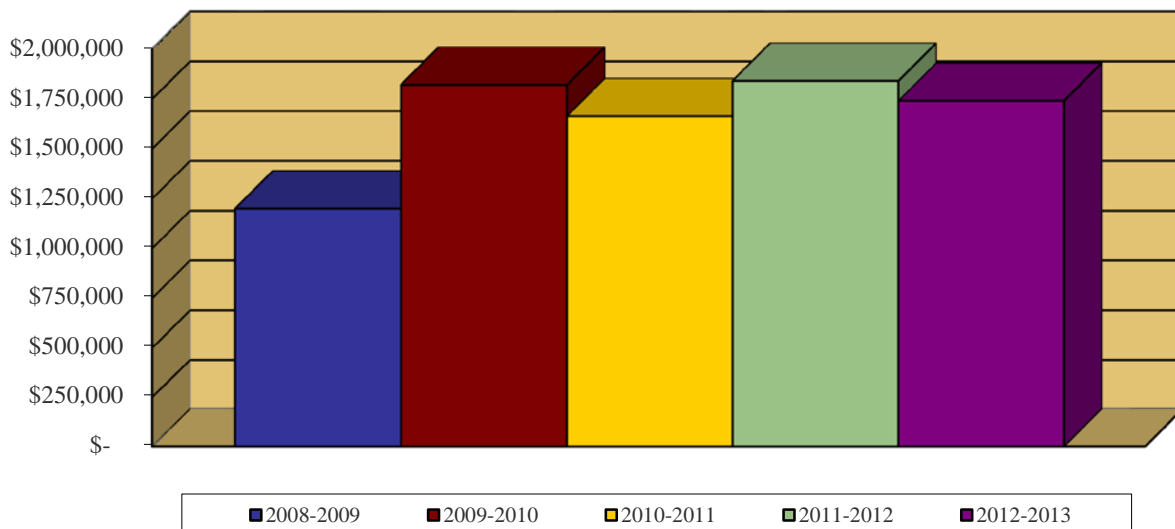
We are expecting a slight decrease in Road impact fees while Regional and Community Park impact fees are expected to remain constant for the 2012-2013 budget compared to expected 2011-2012.

**Fee Schedule**

Contained in City of Bonita Springs Development Code.

**Collection History**

	Actual <u>2008-2009</u>	Actual <u>2009-2010</u>	Actual <u>2010-2011</u>	Amended Budget <u>2011-2012</u>	Expected <u>2011-2012</u>	Requested Budget <u>2012-2013</u>
12.800.3243x00 Roads	\$ 1,112,997	\$ 1,665,813	\$ 1,517,455	\$ 1,600,000	\$ 1,700,000	\$ 1,600,000
12.801.3246100 Regional Parks	22,237	43,678	41,781	40,000	40,000	40,000
12.802.3246100 Community Parks	<u>63,808</u>	<u>110,324</u>	<u>102,923</u>	<u>100,000</u>	<u>100,000</u>	<u>100,000</u>
	<u>\$ 1,199,042</u>	<u>\$ 1,819,815</u>	<u>\$ 1,662,159</u>	<u>\$ 1,740,000</u>	<u>\$ 1,840,000</u>	<u>\$ 1,740,000</u>



*City of Bonita Springs, Florida*  
**Fiscal Year 2012-2013**  
*Special Revenue Funds Budget Summary*

<i>Grant Fund</i>							
<b>Fund</b>	<i>13 Grants</i>		Original	Amended		2012-2013	Requested
Transaction/ Object #	Account Description	Actual 2010-2011	2011-2012 Budget	2011-2012 Budget	Expected 2011-2012	Requested Budget	+ / (-) over 2011-2012 Budget
<b>Revenues</b>							
<i>Cost Center 707</i>	<i>Federal Grant</i>						
3315006	CDBG Eligible Projects-Fd 30 & 31	201,268	118,000	38,000	-	310,000	272,000
3315007	Energy Efficiency & Conservation	166,669	-	-	200	-	-
3315008	CDBG-Rev Felts Ave	86,410	236,070	316,070	283,484	-	(316,070)
	Intergovernmental-Federal Total	<u>454,347</u>	<u>354,070</u>	<u>354,070</u>	<u>283,684</u>	<u>310,000</u>	<u>(44,070)</u>
<i>Cost Center 705</i>	<i>State Grant</i>						
3347005	Bonita Trail	-	-	-	-	160,000	160,000
3347003	Carpenter Lane River Park	98,075	-	-	-	-	-
3347004	Silt Removal	104,385	200,000	200,000	-	-	(200,000)
	Intergovernmental-State Total	<u>202,460</u>	<u>200,000</u>	<u>200,000</u>	<u>-</u>	<u>160,000</u>	<u>(40,000)</u>
<i>Cost Center 704</i>	<i>SFWMD Grant</i>						
33740xx	Grant Revenue	110,408	-	-	-	-	-
<i>Cost Center 706</i>	<i>TDC Grant</i>						
3377006	Bonita Springs River Park-Capital	21,051	-	-	(313)	107,500	107,500
3377006	Bonita Springs River Park-Operating	-	-	-	23,760	-	-
<i>Cost Center 708</i>	<i>WCIND Grant</i>						
3373403	Grant Revenue	33,940	34,880	34,880	34,880	32,000	(2,880)
	Intergovernmental-Local Total	<u>165,399</u>	<u>34,880</u>	<u>34,880</u>	<u>58,327</u>	<u>139,500</u>	<u>104,620</u>
	Intergovernmental Total	<u>822,206</u>	<u>588,950</u>	<u>588,950</u>	<u>342,011</u>	<u>609,500</u>	<u>20,550</u>
<i>Dept 710</i>	<i>Other Revenues</i>						
3660001	Waterways Litter Control	3,000	-	-	-	-	-
	Other Revenue Total	<u>3,000</u>	<u>-</u>	<u>-</u>	<u>-</u>	<u>-</u>	<u>-</u>
<b>Other Financing Sources</b>							
3810000	Transfer from General Fund	25,649	33,000	33,000	33,000	35,880	2,880
	<b>Total Grant Fund Revenues &amp; Other Financing Sources</b>	<u>850,855</u>	<u>621,950</u>	<u>621,950</u>	<u>375,011</u>	<u>645,380</u>	<u>23,430</u>
<b>Expenditures</b>							
<i>Cost Center 708</i>	<i>WCIND</i>						
5213403	WCIND Expenditures	59,590	67,880	67,880	67,880	67,880	-
	Public Safety Total	<u>59,590</u>	<u>67,880</u>	<u>67,880</u>	<u>67,880</u>	<u>67,880</u>	<u>-</u>
<i>Cost Center 710</i>	<i>Other Expenditures</i>						
5724700	Printing & Binding	3,000	-	-	-	-	-
	Other Expenditures Total	<u>3,000</u>	<u>-</u>	<u>-</u>	<u>-</u>	<u>-</u>	<u>-</u>
	Expenditures Total	<u>62,590</u>	<u>67,880</u>	<u>67,880</u>	<u>67,880</u>	<u>67,880</u>	<u>-</u>
<b>Other Financing Uses</b>							
<i>Cost Center xxx</i>	<i>Non-Departmental</i>						
5810000	Transfer to General Fund	50,000	-	-	23,760	-	-
58130xx	Transfer to Road Capital Project	348,085	354,070	354,070	283,484	175,000	(179,070)
58131xx	Transfer to Other Capital Project	390,180	200,000	200,000	(113)	402,500	202,500
	Transfers to Other Funds Total	<u>788,265</u>	<u>554,070</u>	<u>554,070</u>	<u>307,131</u>	<u>577,500</u>	<u>23,430</u>
	<b>Total Grant Fund Expenditures &amp; Other Financing Uses</b>	<u>850,855</u>	<u>621,950</u>	<u>621,950</u>	<u>375,011</u>	<u>645,380</u>	<u>23,430</u>
<b>Net Change in Fund Balance</b>		<u>-</u>	<u>-</u>	<u>-</u>	<u>-</u>	<u>-</u>	<u>-</u>
Prior Year Surplus			-	-	-	-	-
<b>Projected End of Year Surplus</b>			<u>\$ -</u>	<u>\$ -</u>	<u>\$ -</u>	<u>\$ -</u>	<u>\$ -</u>

*City of Bonita Springs, Florida*  
**Fiscal Year 2012-2013**  
*Special Revenue Funds Budget Summary*

*Affordable Housing Trust Fund\**

<b>Fund</b>	<b>15 Affordable Housing*</b>						
Transaction/ Object #	Account Description	Actual 2010-2011	Original 2011-2012 Budget	Amended 2011-2012 Budget	Expected 2011-2012	2012-2013 Requested Budget	Requested + / (-) over 2011-2012 Budget
<b>Revenues</b>							
<b>Interest Income</b>							
3611000	Interest Income	-	-	-	-	-	-
	Interest Income Total	-	-	-	-	-	-
<b>Total Affordable Housing Fund Revenues</b>		-	-	-	-	-	-
<b>Other Financing Sources</b>							
3810000	Transfer from General Fund	-	-	-	-	-	-
	Transfers from Other Funds Total	-	-	-	-	-	-
<b>Total Affordable Housing Fund Revenues &amp; Other Financing Sources</b>		-	-	-	-	-	-
<b>Expenditures</b>							
<b>Cost Center 201 City Manager</b>							
5544900	Bank Charges	-	-	-	-	-	-
	Economic Environment Total	-	-	-	-	-	-
<b>Other Financing Uses</b>							
<b>Cost Center 999</b>							
5810000	Transfer to General Fund	-	146,140	146,140	-	-	(146,140)
5813100	Transfer to Other Capital Project	-	-	-	-	-	-
	Transfers to Other Funds Total	-	146,140	146,140	-	-	(146,140)
<b>Total Affordable Housing Fund Expenditures &amp; Other Financing Uses</b>		-	146,140	146,140	-	-	(146,140)
<b>Net Change in Fund Balance</b>		<u>\$ -</u>	<b>(146,140)</b>	<b>(146,140)</b>	-	-	<b>146,140</b>
Prior Year Surplus			-	-	-	-	-
<b>Projected End of Year Surplus</b>			<u>\$ (146,140)</u>	<u>\$ (146,140)</u>	<u>\$ -</u>	<u>\$ -</u>	<u>\$ 146,140</u>

\*Affordable Housing Trust Fund transfers presented for comparative purposes only. The City does not legally adopt a budget for this fund.



*City of Bonita Springs, Florida*  
**Fiscal Year 2012-2013**  
*Debt Service Fund*

<b>Fund</b>	<b>20 Debt Service Fund</b>						
Transaction/ Object #	Account Description	Actual 2010-2011	Original 2011-2012 Budget	Amended 2011-2012 Budget	Expected 2011-2012	2012-2013 Requested Budget	Requested +/(-) over 2011-2012 Budget
Other Financing Sources							
Cost Center 999							
3810000	Transfer from General Fund	435,400	434,990	383,290	383,060	384,050	760
3811000	Transfer from Gas Tax	725,660	724,980	638,680	638,431	640,090	1,410
3811201	Transfer from Impact Fee-Road	1,738,381	1,739,930	1,532,930	1,532,238	1,536,210	3,280
<i>Transfers from Other Funds Total</i>		<u>2,899,441</u>	<u>2,899,900</u>	<u>2,554,900</u>	<u>2,553,729</u>	<u>2,560,350</u>	<u>5,450</u>
3850000	Proceeds from Debt Refunding	-	-	69,900	70,938	-	(69,900)
<b>Total Sources of Funds</b>		<b><u>\$ 2,899,441</u></b>	<b><u>\$ 2,899,900</u></b>	<b><u>\$ 2,624,800</u></b>	<b><u>\$ 2,624,667</u></b>	<b><u>\$ 2,560,350</u></b>	<b><u>\$ (64,450)</u></b>
Expenditures							
Cost Center 000 Non-Departmental							
General Government							
5177100	Principal Payments	1,615,000	1,695,000	1,671,000	1,671,000	2,076,000	405,000
5177200	Interest Expenditures	1,265,650	1,182,900	881,400	881,397	484,350	(397,050)
5177300	Other Debt Service Costs	18,791	22,000	72,400	72,270	-	(72,400)
<i>Debt Service Expenditures Total</i>		<u>2,899,441</u>	<u>2,899,900</u>	<u>2,624,800</u>	<u>2,624,667</u>	<u>2,560,350</u>	<u>(64,450)</u>
<b>Total Use of Funds</b>		<b><u>\$ 2,899,441</u></b>	<b><u>\$ 2,899,900</u></b>	<b><u>\$ 2,624,800</u></b>	<b><u>\$ 2,624,667</u></b>	<b><u>\$ 2,560,350</u></b>	<b><u>\$ (64,450)</u></b>

**Legal Debt Limit:**

The City charter, section 46(f), provides for a legal debt limit which caps the amount of outstanding long-term liabilities to 10% of the assessed property value within the City. As of October 1, 2011, the legal debt limit is approximately \$780,000,000 and the outstanding long-term liabilities total \$22,954,000.

***Banc of America Public Capital Corporation 2011 bank loan, refinance of Florida Municipal Loan Council, Series 2001A:***

Funding Sources**:		Original issue amount: \$36,565,000*
Transfer from General Fund	15%	384,050
Transfer from Gas Tax	25%	640,090
Transfer from Impact Fee-Road	60%	1,536,210
		<u>\$ 2,560,350</u>
Debt Service Expenditures:		Final maturity: November 1, 2021
Principal Payments		2,076,000
Interest Expenditures		484,350
Other Debt Service Costs		-
		<u>\$ 2,560,350</u>
		Revenues pledged: Legally available non-ad valorem and other revenue
		Budget basis: Budgeted on a full accrual basis

\*In November 2011, the City refinanced the Florida Municipal Loan Council (FMLC) Revenue Bonds, Series 2001A with interest rates ranging from 4.75% to 5.25% to a bank loan issued by Banc of America Public Capital Corporation with a fixed interest rate of 2.21%. The refinancing is projected to generate a net present value savings of \$3,076,000 in debt service payments over the next 10 years.

\*\* Funding of debt service is consistent with the use of the original debt proceeds. Debt proceeds funded the following projects: Road Construction/Improvements 85% and Acquisition and Improvement of non-road Governmental Facilities 15%.





*City of Bonita Springs, Florida*  
**Fiscal Year 2012-2013**  
*Capital Project Funds Budget Summary*

	Road Capital Projects	Other Capital Projects	Total Capital Project Funds
Prior Year Surplus	\$ 1,000,000	\$ -	\$ 1,000,000
Revenues			
Other Miscellaneous Revenues	-	300,000	300,000
Total Revenues	<u>-</u>	<u>300,000</u>	<u>300,000</u>
Other Financing Sources			
Transfer from General Fund	1,620,000	1,217,500	2,837,500
Transfer from Gas Tax Fund	1,660,000	-	1,660,000
Transfer from Impact Fees Fund	600,000	90,000	690,000
Transfer from Grant Fund	<u>175,000</u>	<u>402,500</u>	<u>577,500</u>
Total Transfers from Other Funds	<u>4,055,000</u>	<u>1,710,000</u>	<u>5,765,000</u>
<i>Total Revenues &amp; Other Financing Sources</i>	<u>4,055,000</u>	<u>2,010,000</u>	<u>6,065,000</u>
<b>Total Sources of Funds</b>	<b><u>\$ 5,055,000</u></b>	<b><u>\$ 2,010,000</u></b>	<b><u>\$ 7,065,000</u></b>
Expenditures			
Physical Environment	-	1,166,000	1,166,000
Transportation	5,055,000	-	5,055,000
Culture and Recreation	-	844,000	844,000
Total Expenditures	<u>5,055,000</u>	<u>2,010,000</u>	<u>7,065,000</u>
Other Financing Uses			
Transfer to Other Funds	<u>-</u>	<u>-</u>	<u>-</u>
<i>Total Expenditures &amp; Other Financing Uses</i>	<u>5,055,000</u>	<u>2,010,000</u>	<u>7,065,000</u>
Reserves			
Unreserved and undesignated	-	-	-
Reserved for:			
Capital Projects	<u>-</u>	<u>-</u>	<u>-</u>
<i>Total Reserves</i>	<u>-</u>	<u>-</u>	<u>-</u>
<b>Total Use of Funds</b>	<b><u>\$ 5,055,000</u></b>	<b><u>\$ 2,010,000</u></b>	<b><u>\$ 7,065,000</u></b>

*City of Bonita Springs, Florida*  
**Fiscal Year 2012-2013**  
*Capital Project Funds Comparative Summary*

	Actual 2010-2011	Original 2011-2012 Budget	Amended 2011-2012 Budget	Expected 2011-2012	2012-2013 Requested Budget	Requested + / (-) over 2011-2012 Budget
<b>Revenues</b>						
Intergovernmental - State	-	-	-	-	-	-
Interest Income	290	-	-	-	-	-
Miscellaneous Revenue	31,816	-	20,000	20,000	300,000	280,000
<b>Total Revenues</b>	<u>32,106</u>	<u>-</u>	<u>20,000</u>	<u>20,000</u>	<u>300,000</u>	<u>280,000</u>
<b>Other Financing Sources</b>						
Transfer from General Fund	158,796	1,113,000	1,113,200	1,251,125	2,837,500	1,724,300
Transfer from Gas Tax Fund	335,963	795,000	1,867,000	1,476,145	1,660,000	(207,000)
Transfer from Road Impact Fees	1,721,878	10,000	50,000	49,949	600,000	550,000
Transfer from Impact Fee-Comm Prks	156,873	243,000	245,700	160,248	80,000	(165,700)
Transfer from Impact Fees-Reg Prks	7,500	175,000	175,000	35,631	10,000	(165,000)
Transfer from Grant Fund	738,265	554,070	554,070	283,371	577,500	23,430
Transfer from Designated Fund	-	-	-	-	-	-
<b>Transfers from Other Funds Total</b>	<u>3,119,275</u>	<u>2,890,070</u>	<u>4,004,970</u>	<u>3,256,469</u>	<u>5,765,000</u>	<u>1,760,030</u>
<b>Total Capital Projects Revenues &amp; Other Financing Sources</b>	<u>3,151,381</u>	<u>2,890,070</u>	<u>4,024,970</u>	<u>3,276,469</u>	<u>6,065,000</u>	<u>2,040,030</u>
<b>Expenditures</b>						
Physical Environment	114,642	225,000	225,000	25,000	1,166,000	941,000
Transportation	2,518,566	2,212,070	3,324,270	3,000,563	5,055,000	1,730,730
Culture and Recreation	517,883	453,000	475,700	250,906	844,000	368,300
<b>Total Expenditures</b>	<u>3,151,091</u>	<u>2,890,070</u>	<u>4,024,970</u>	<u>3,276,469</u>	<u>7,065,000</u>	<u>3,040,030</u>
Transfers to other funds	-	-	-	-	-	-
<b>Total Capital Fund Expenditures &amp; Other Financing Uses</b>	<u>3,151,091</u>	<u>2,890,070</u>	<u>4,024,970</u>	<u>3,276,469</u>	<u>7,065,000</u>	<u>3,040,030</u>
<b>Net Change in Fund Balance</b>	<u>\$ 290</u>	-	-	-	(1,000,000)	(1,000,000)
Prior Year Surplus		-	-	1,000,000	1,000,000	1,000,000
<b>Projected End of Year Surplus</b>		<u>\$ -</u>	<u>\$ -</u>	<u>\$ 1,000,000</u>	<u>\$ -</u>	<u>\$ -</u>

*City of Bonita Springs, Florida*  
**Fiscal Year 2012-2013**  
*Capital Project Funds*

<i>Road Capital Project Fund</i>							
<b>Fund</b>	<i>30 Road Capital Projects</i>						
Transaction/ Object #	Account Description	Actual 2010-2011	Original 2011-2012 Budget	Amended 2011-2012 Budget	Expected 2011-2012	2012-2013 Requested Budget	Requested + / (-) over 2011-2012 Budget
<b>Revenues</b>							
<b>Interest Income</b>							
3611000	Interest Income	-	-	-	-	-	-
3611200	Interest Income-Bond Funds	290	-	-	-	-	-
	Interest Income Total	<u>290</u>	<u>-</u>	<u>-</u>	<u>-</u>	<u>-</u>	<u>-</u>
<b>Miscellaneous Revenue</b>							
3540000	Code Enforcement Fines	10,265	-	-	-	-	-
	Miscellaneous Revenue Total	<u>10,265</u>	<u>-</u>	<u>-</u>	<u>-</u>	<u>-</u>	<u>-</u>
<b>Total Road Capital Projects Revenues</b>		<u>10,555</u>	<u>-</u>	<u>-</u>	<u>-</u>	<u>-</u>	<u>-</u>
<b>Other Financing Sources</b>							
3810000	Transfer from General Fund	102,375	1,053,000	1,053,200	1,190,985	1,620,000	566,800
3811000	Transfer from Gas Tax Fund	335,963	795,000	1,867,000	1,476,145	1,660,000	(207,000)
3811200	Transfer from Road Impact Fees	1,721,878	10,000	50,000	49,949	600,000	550,000
3811300	Transfer from Grant Fund	348,085	354,070	354,070	283,484	175,000	(179,070)
<b>Transfers from Other Funds Total</b>		<u>2,508,301</u>	<u>2,212,070</u>	<u>3,324,270</u>	<u>3,000,563</u>	<u>4,055,000</u>	<u>730,730</u>
<b>Total Road Capital Projects Revenues &amp; Other Financing Sources</b>		<u>2,518,856</u>	<u>2,212,070</u>	<u>3,324,270</u>	<u>3,000,563</u>	<u>4,055,000</u>	<u>730,730</u>

City of Bonita Springs, Florida

Fiscal Year 2012-2013

Capital Project Funds

Road Capital Project Fund

Fund		30 Road Capital Projects					Requested
Transaction/ Object #	Account Description	Actual 2010-2011	Original 2011-2012 Budget	Amended 2011-2012 Budget	Expected 2011-2012	2012-2013 Requested Budget	+ / (-) over 2011-2012 Budget
Expenditures							
Cost Center 000	Non-Departmental						
5199900	Road Cap Proj Contingency	-	-	-	-	-	-
Cost Center 201	City Manager						
5376000	Stormwater Imp-SFWMD	62,110	-	-	-	-	-
5376010	Felts Avenue Stormwater Improvements	86,410	236,070	316,070	283,484	-	(316,070)
5376011	Alabama St. Stormwater	12,225	3,000	3,000	3,000	-	(3,000)
5376012	Implementation of Storm Water Master Plan	-	50,000	50,000	31,969	50,000	-
5416320	Widening of Old 41	52,583	150,000	422,000	416,145	-	(422,000)
5416322	Imperial Street Widening	(554,207)	-	-	-	-	-
5416340	Street Lighting Improvements	1,159	5,000	5,000	5,000	5,000	-
5416341	West Terry Street Improvements	-	120,000	120,000	-	120,000	-
5416351	Implem. Stormwater	41,674	-	-	-	-	-
5416361	Bonita Beach Rd Widening Phase II	2,249,500	-	-	-	-	-
5416362	US 41 Landscaping-Old 41 to N.County Line	-	-	-	-	-	-
5416364	Shangri-La Paving-Windley Key to Three Oaks	262,221	1,000,000	1,800,000	1,755,816	2,300,000	500,000
5416371	Old 41 Banner Poles	9,904	-	-	-	-	-
5416372	Old 41 Pedestrian Friendly Improvements	266,366	-	200	200	-	(200)
5416373	Dean St/Quinn St.Paving & Drainage	2,036	-	-	-	-	-
5416374	CDBG Eligible Projects	-	118,000	38,000	-	175,000	137,000
5416375	Old 41 4 Laning-Bonita Bch Rd to Collier Cty Line	26,585	10,000	50,000	49,949	1,000,000	950,000
5416376	Res. Sidewalk/Drainage	-	200,000	200,000	150,000	400,000	200,000
5416377	Asphalt Overlays	-	300,000	300,000	300,000	300,000	-
5416324	W.Shangrila Sidewalk-to Old 41	-	-	-	-	100,000	100,000
to be assigned	Leitner Bypass Stabilization	-	-	-	-	-	-
to be assigned	Bonita Beach Rd-PH III-US 41 to Old 41 Enhanced Landscape	-	-	-	-	-	-
5416335	Bonita Beach Rd-PH II-Old 41 to Lime St. Enhanced Landscape	-	-	-	-	125,000	125,000
5416342	Imperial Parkway-E. Terry North to City Limits Upsize Irrigation	-	-	-	-	40,000	40,000
5416379	Imperial Parkway-E. Terry South to Bonita Beach Rd Enhanced Landscape	-	-	-	-	200,000	200,000
5416380	Paving Unpaved Street	-	-	-	-	200,000	200,000
to be assigned	Bridge/Seawall Rehab-Bamboo	-	-	-	-	-	-
5416347	Carolina Extension-Arroyal Road to US 41	-	-	-	-	25,000	25,000
Cost Center 901	Road Maintenance						
5416133	Minor Road Improvements	-	20,000	20,000	5,000	15,000	(5,000)
Transportation Expenditures Total		<u>2,518,566</u>	<u>2,212,070</u>	<u>3,324,270</u>	<u>3,000,563</u>	<u>5,055,000</u>	<u>1,730,730</u>
Total Expenditures		<u>2,518,566</u>	<u>2,212,070</u>	<u>3,324,270</u>	<u>3,000,563</u>	<u>5,055,000</u>	<u>1,730,730</u>
Other Financing Uses							
Cost Center 000	Non-Departmental						
5812000	Transfer Out-Debt Service	-	-	-	-	-	-
Transfers to Other Funds Total		-	-	-	-	-	-
Total Road Capital Project Expenditures & Other Financing Uses		<u>2,518,566</u>	<u>2,212,070</u>	<u>3,324,270</u>	<u>3,000,563</u>	<u>5,055,000</u>	<u>1,730,730</u>
<b>Net Change in Fund Balance</b>		<u>\$ 290</u>	<u>-</u>	<u>-</u>	<u>-</u>	<u>(1,000,000)</u>	<u>(1,000,000)</u>
Prior Year Surplus			-	-	1,000,000	1,000,000	1,000,000
<b>Projected End of Year Surplus</b>		<u>\$ -</u>	<u>\$ -</u>	<u>\$ 1,000,000</u>	<u>\$ -</u>	<u>\$ -</u>	<u>\$ -</u>

*City of Bonita Springs, Florida*

**Fiscal Year 2012-2013**

*Capital Project Funds*

<i>Other Capital Project Fund</i>							
<b>Fund</b>	<b>31 Other Capital Projects</b>						
Transaction/ <u>Object #</u>	<u>Account Description</u>	<u>Actual</u> 2010-2011	<u>Original</u> 2011-2012 <u>Budget</u>	<u>Amended</u> 2011-2012 <u>Budget</u>	<u>Expected</u> 2011-2012	2012-2013 <u>Requested</u> <u>Budget</u>	Requested + / (-) over 2011-2012 <u>Budget</u>
<i>Miscellaneous Revenue</i>							
3661000	Contributions from Private	1,551	-	-	-	300,000	300,000
3660001	Contributions -Depot Park Pl	20,000	-	20,000	20,000	-	(20,000)
	<i>Miscellaneous Revenue Total</i>	<u>21,551</u>	<u>-</u>	<u>20,000</u>	<u>20,000</u>	<u>300,000</u>	<u>280,000</u>
<b>Total Other Capital Projects Revenue</b>		<u>21,551</u>	<u>-</u>	<u>20,000</u>	<u>20,000</u>	<u>300,000</u>	<u>280,000</u>
<i>Other Financing Sources</i>							
3810000	Transfer from General Fund	56,421	60,000	60,000	60,140	1,217,500	1,157,500
3811202	Transfer from Impact Fee-Comm Prks	156,873	243,000	245,700	160,248	80,000	(165,700)
3811203	Transfer from Impact Fees-Reg Prks	7,500	175,000	175,000	35,631	10,000	(165,000)
3811300	Transfer from Grant Fund	390,180	200,000	200,000	(113)	402,500	202,500
<b>Transfers from Other Funds Total</b>		<u>610,974</u>	<u>678,000</u>	<u>680,700</u>	<u>255,906</u>	<u>1,710,000</u>	<u>1,029,300</u>
<i>Total Road Capital Projects Revenues &amp; Other Financing Sources</i>		<u>632,525</u>	<u>678,000</u>	<u>700,700</u>	<u>275,906</u>	<u>2,010,000</u>	<u>1,309,300</u>

*City of Bonita Springs, Florida*  
**Fiscal Year 2012-2013**  
*Capital Project Funds*

*Other Capital Project Fund*

<b>Fund</b>	<b>31 Other Capital Projects</b>						Requested
Transaction/ Object #	Account Description	Actual 2010-2011	Original 2011-2012 Budget	Amended 2011-2012 Budget	Expected 2011-2012	2012-2013 Requested Budget	+ / (-) over 2011-2012 Budget
<b>Expenditures</b>							
5376302	Silt Removal/Imperial Rvr & Oak Crk	114,642	200,000	200,000	-	-	(200,000)
5376300	Beach Renourishment	-	25,000	25,000	25,000	1,166,000	1,141,000
	Physical Environment Total	<u>114,642</u>	<u>225,000</u>	<u>225,000</u>	<u>25,000</u>	<u>1,166,000</u>	<u>941,000</u>
5726101	Depot Park Improvements	34,229	110,000	130,000	123,925	-	(130,000)
5726102	Island Park Site Improvement	-	50,000	50,000	-	-	(50,000)
5726103	Bonita Nature Place	24,067	10,000	10,000	10,000	-	(10,000)
	Culture/Recreation Total	<u>58,296</u>	<u>170,000</u>	<u>190,000</u>	<u>133,925</u>	<u>-</u>	<u>(190,000)</u>
	City Manager Total	<u>172,938</u>	<u>395,000</u>	<u>415,000</u>	<u>158,925</u>	<u>1,166,000</u>	<u>751,000</u>
Cost Center 602	Culture/Recreation						
5724300	Bamboo Utilities	33,678	35,000	35,000	35,000	35,000	-
5726200	Bonita Springs River Park	34,381	50,000	50,000	312	157,500	107,500
5726201	Windsor Road Park	-	10,000	10,000	-	-	(10,000)
5726303	Carpenter Lane River Park	115,668	-	-	-	-	-
5726314	E. Terry Prk/Mayhood	5,561	-	-	-	300,000	300,000
5726360	Bamboo Mobile Village	1,126	-	-	-	-	-
5726373	Bonita Trail	7,458	100,000	100,000	10,631	170,000	70,000
5726376	Recreation Center Improvements	-	10,000	10,000	-	-	(10,000)
5726378	FPL Transmissions Line Bike/Ped. Pathway	12,075	10,000	10,000	-	-	(10,000)
5726379	Energy Efficiency & Conservation Block Grant	167,581	-	-	(610)	-	-
5726380	Kent Rd Canoe/Kayak	42	25,000	25,000	25,000	-	(25,000)
5726381	Pool Restrooms	57,049	-	2,700	2,698	-	(2,700)
5726382	Skate Park Enhancements	20,281	-	-	-	-	-
5726383	Soccer Complex Shade Structure (Kent Rd)	-	25,000	25,000	25,000	-	(25,000)
5726384	Community Park Shade Structure	-	10,000	10,000	10,000	-	(10,000)
5726385	Ballfield Improvements	-	8,000	8,000	8,000	-	(8,000)
5726700	Veteran's Monument-Riverside	4,687	-	-	950	-	-
5726304	Remodel Riverside Park Restrooms	-	-	-	-	75,000	75,000
5726304	Free Standing Fitness Stations-Island Park	-	-	-	-	15,000	15,000
5726304	Picnic Structure-Island Park	-	-	-	-	15,000	15,000
5726305	Tot Lot Playground	-	-	-	-	30,000	30,000
5726305	Remodel Community Hall Restrooms	-	-	-	-	30,000	30,000
5726308	Resod all 3 Soccer Fields	-	-	-	-	16,500	16,500
	Culture/Recreation Total	<u>459,587</u>	<u>283,000</u>	<u>285,700</u>	<u>116,981</u>	<u>844,000</u>	<u>558,300</u>
<b>Total Expenditures</b>		<u>632,525</u>	<u>678,000</u>	<u>700,700</u>	<u>275,906</u>	<u>2,010,000</u>	<u>1,309,300</u>
<b>Other Financing Uses</b>							
5813000	Transfer Out-Road Capital Projects	-	-	-	-	-	-
<b>Transfers to Other Funds Total</b>		<u>-</u>	<u>-</u>	<u>-</u>	<u>-</u>	<u>-</u>	<u>-</u>
<b>Total Road Capital Project Expenditures &amp; Other Financing Uses</b>		<u>632,525</u>	<u>678,000</u>	<u>700,700</u>	<u>275,906</u>	<u>2,010,000</u>	<u>1,309,300</u>
<b>Net Change in Fund Balance</b>		<u>\$ -</u>	<u>-</u>	<u>-</u>	<u>-</u>	<u>-</u>	<u>-</u>
Prior Year Surplus			<u>-</u>	<u>-</u>	<u>-</u>	<u>-</u>	<u>-</u>
<b>Projected End of Year Surplus</b>			<u>\$ -</u>	<u>\$ -</u>	<u>\$ -</u>	<u>\$ -</u>	<u>\$ -</u>





*City of Bonita Springs, Florida*  
**Fiscal Year 2012-2013**  
*Capital Improvement Projects*

Proj #	Project Name	Estimated Total Project Cost	Fund Source	Estimated Expended To Date	CIP Budget FY 12-13	CIP Budget FY 13-14	CIP Budget FY 14-15	CIP Budget FY 15-16	CIP Budget FY 16-17	5 Year Total Cost	Years 6-10; FY 17-18 to 21-22 Total	Total Project Cost
<i>DEBT SERVICE-\$55,232,619 - 20 Year total</i>												
	General Fund		GF	6,264,175	<b>384,050</b>	384,140	384,220	383,700	383,770	1,919,880	1,917,330	10,101,385
	Gas Tax Funds		GT	3,985,030	<b>640,090</b>	640,240	640,380	639,510	639,630	3,199,850	3,195,590	10,380,470
	Road Impact Fees		Rd I	19,401,794	<b>1,536,210</b>	1,536,570	1,536,900	1,534,810	1,535,100	7,679,590	7,669,380	34,750,764
<b>CITY DEBT SERVICE TOTAL</b>				<b>29,650,999</b>	<b>2,560,350</b>	2,560,950	2,561,500	2,558,020	2,558,500	12,799,320	12,782,300	55,232,619

*ROADWAY PROJECTS*

30.201.5376010	Felts Avenue Stormwater Improvements	373,894	GR-CDBG	373,894	-	-	-	-	-	-	-	373,894	
30.201.5376012	Implementation of Storm Water Master Plan	1,771,093	GF	101,093	<b>50,000</b>	120,000	400,000	200,000	200,000	970,000	700,000	1,771,093	
30.201.5416320	Old 41 Widening-Rosemary to US 41	23,437,310	Rd I	2,861,855	-	-	-	-	-	-	-	2,861,855	
			Dev	5,544,407	-	-	-	-	-	-	-	-	5,544,407
			GT	6,437,762	-	-	-	-	-	-	-	-	6,437,762
			GF	7,660,799	-	-	-	-	-	-	-	-	7,660,799
30.201.5416340	Street Lighting Improvements	211,536	Bds	932,487	-	-	-	-	-	-	-	932,487	
			GT	21,860	-	-	-	-	-	-	-	-	21,860
30.201.5416341	West Terry Street Improvements	7,432,775	GF	139,676	<b>5,000</b>	5,000	5,000	5,000	5,000	25,000	25,000	189,676	
			Rd I	548,997	-	-	400,000	2,130,000	-	2,530,000	-	-	3,078,997
30.201.5416341	West Terry Street Improvements	7,432,775	GT	936,226	<b>120,000</b>	800,000	1,300,000	-	-	2,220,000	-	3,156,226	
			Bds	21,315	-	-	-	-	-	-	-	-	21,315
			GF	76,237	-	-	1,100,000	-	-	1,100,000	-	-	1,176,237
30.201.5416347	Carolina Extension-Arroyal Road to US 41	130,079	GT	38,808	<b>25,000</b>	-	-	-	-	25,000	-	63,808	
			GF	66,271	-	-	-	-	-	-	-	-	66,271
30.201.5416364	Shangri-la Paving-Windley Key to Imperial (ROW \$2.0mill, Design \$0.9mill, Construction \$3.4mill)	5,865,125	GT	1,060,588	<b>700,000</b>	-	-	-	-	700,000	-	1,760,588	
			3 Oaks	-	<b>1,000,000</b>	-	-	-	-	1,000,000	-	1,000,000	
			GF	1,700,962	-	-	-	-	-	-	-	-	1,700,962
			Rd I	103,575	<b>600,000</b>	700,000	-	-	-	1,300,000	-	-	1,403,575
to be assigned	Bonita Beach Rd- Vanderbilt Dr to US 41 **	-	Rd I	-	-	-	-	-	-	-	-		
			Lee Cty	-	-	-	-	-	-	-	-	-	
to be assigned	US 41 Overpass on Bonita Beach Rd (flyover) **	-	Rd I	-	-	-	-	-	-	-	-	-	
			Lee Cty	-	-	-	-	-	-	-	-	-	
to be assigned	Bonita Beach Rd- Ph III-US 41 to Old 41	25,087,145	Rd I	-	-	-	-	-	-	-	11,500,000	11,500,000	
			Lee Cty	2,087,145	-	-	-	-	-	-	11,500,000	13,587,145	
30.201.5416361	Bonita Beach Rd- Ph II-Old 41 to Lime St	6,320,881	Dev	3,300,000	-	-	-	-	-	-	-	3,300,000	
			Rd I	2,249,500	-	-	-	-	-	-	-	-	2,249,500
			Lee Cty	771,381	-	-	-	-	-	-	-	-	771,381
to be assigned	Bonita Beach Rd-I-75 to Bonita Grande Dr. **	-	Rd I	-	-	-	-	-	-	-	-		
			Lee Cty	-	-	-	-	-	-	-	-	-	
30.201.5416371	Old 41 Banner Poles	9,904	GF	9,904	-	-	-	-	-	-	-	9,904	
30.201.5416374	CDBG Eligible Projects	175,000	GR-CDBG	-	<b>175,000</b>	-	-	-	-	175,000	-	175,000	
30.201.5416375	Old 41 4 Laning-Bonita Bch Rd to Collier Cty Line	14,376,534	Rd I	76,534	-	400,000	1,000,000	550,000	1,100,000	3,050,000	7,200,000	10,326,534	
			GT	-	-	-	-	550,000	1,700,000	2,250,000	-	2,250,000	
			GF	-	<b>1,000,000</b>	-	-	-	800,000	1,800,000	-	-	1,800,000
30.201.5416376	Res. Sidewalk/Drainage	1,550,000	GT	150,000	<b>400,000</b>	200,000	100,000	100,000	100,000	900,000	500,000	1,550,000	
30.201.5416377	Asphalt Overlays	3,700,000	GT	300,000	<b>300,000</b>	300,000	350,000	350,000	350,000	1,650,000	1,750,000	3,700,000	
30.901.5416133	Road Improvements - Minor Capital Projects	200,000	GT	5,000	<b>15,000</b>	20,000	20,000	20,000	20,000	95,000	100,000	200,000	
to be assigned	Luke St.Reconstruction	500,000	GF	-	-	25,000	150,000	325,000	-	500,000	-	500,000	
to be assigned	Imperial/Shangrila Signal	150,000	GT	-	-	-	-	-	-	-	150,000	150,000	

\*\* Lee County's capital improvements plan includes only Phases II (Old 41 to Lime St) & III (US 41 to Old 41) of Bonita Beach Road widening; therefore, the other phases of Bonita Beach Road widening are not reflected in the Lee County CIP.

Bds=Bonds, RdI=Road Impact Fees, Dev=Developer Agreement Fees, GT=Gas Tax, GR=Grant, GF=General Fund, 3 Oaks Refund

*City of Bonita Springs, Florida*  
**Fiscal Year 2012-2013**  
*Capital Improvement Projects*

Proj #	Project Name	Estimated Total Project Cost	Fund Source	Estimated Expended To Date	CIP Budget FY 12-13	CIP Budget FY 13-14	CIP Budget FY 14-15	CIP Budget FY 15-16	CIP Budget FY 16-17	5 Year Total Cost	Years 6-10; FY 17-18 to 21-22 Total	Total Project Cost
<i>ROADWAY PROJECTS (Continued)</i>												
30.201.5416324	W.Shangrila Sidewalk-to Old 41	275,000	GT	-	100,000	175,000	-	-	-	275,000	-	275,000
to be assigned	Leitner Bypass Stabilization	150,000	GF	-	-	150,000	-	-	-	150,000	-	150,000
<b>Landscaping Projects:</b>												
to be assigned	Bonita Beach Rd-PH III-US 41 to Old 41 Enhanced Landscape	200,000	GF	-	-	-	-	-	-	-	200,000	200,000
30.201.5416335	Bonita Beach Rd-PH II-Old 41 to Lime St. Enhanced Landscape	125,000	GF	-	125,000	-	-	-	-	125,000	-	125,000
30.201.5416342	Imperial Parkway-E. Terry North to City Limits Upsize Irrigation	40,000	GF	-	40,000	-	-	-	-	40,000	-	40,000
30.201.5416379	Imperial Parkway-E. Terry South to Bonita Beach Rd Enhanced Landscape	200,000	GF	-	200,000	-	-	-	-	200,000	-	200,000
to be assigned	Imperial Parkway-Bonita Beach Rd South to City Limits Landscaping	-	GF	-	-	-	-	-	-	-	-	-
to be assigned	E. Terry -Old 41 to Imperial Parkway Landscaping from	-	GF	-	-	-	-	-	-	-	-	-
to be assigned	Old 41-Rosemary North to US 41 Landscaping	-	GF	-	-	-	-	-	-	-	-	-
to be assigned	US 41-Bonita Beach Rd South to City Limits Landscaping	-	GF	-	-	-	-	-	-	-	-	-
to be assigned	Bonita Beach Rd-Old 41 West to Railroad Tracks Median Landscaping	-	GF	-	-	-	-	-	-	-	-	-
to be assigned	US 41-Bonita Beach Rd North to Old 41- Enhanced Median Landscaping	200,000	GF	-	-	200,000	-	-	-	200,000	-	200,000
30.201.5416380	Paving Unpaved Street	475,000	GF	-	200,000	135,000	140,000	-	-	475,000	-	475,000
to be assigned	Bridge/Seawall Rehab-Bamboo	1,550,000	GF	-	-	-	-	-	50,000	50,000	1,500,000	1,550,000
30.000.5199900	Contingency	-	GF	-	-	-	-	-	-	-	-	-
<i>Roadway Projects Total</i>		<u>94,506,276</u>		37,576,276	<b>5,055,000</b>	3,230,000	4,965,000	4,230,000	4,325,000	21,805,000	35,125,000	94,506,276
Less County Participation				(2,858,526)	-	-	-	-	-	-	(11,500,000)	(14,358,526)
Less Refund from 3 Oaks TRIP Grant (set aside \$1.3mill Imperi			Lee Cty=	-	-	-	-	-	-	-	-	-
Less State Participation			TRIP=	-	-	-	-	-	-	-	-	-
			State=	-	-	-	-	-	-	-	-	-
<b>CITY ROADWAY PROJECTS TOTAL</b>				<b>34,717,750</b>	<b>5,055,000</b>	<b>3,230,000</b>	<b>4,965,000</b>	<b>4,230,000</b>	<b>4,325,000</b>	<b>21,805,000</b>	<b>23,625,000</b>	<b>80,147,750</b>

Bds=Bonds, RdI=Road Impact Fees, Dev=Developer Agreement Fees, GT=Gas Tax, GR=Grant, GF=General Fund

Road Capital Projects By Funding Source			Funding Provided Through September 30, 2012	Funding Provided FY 12-13	Funding Provided FY 13-14	Funding Provided FY 14-15	Funding Provided FY 15-16	Funding Provided FY 16-17	Funding Required October 1, 2012 Through September 30, 2016	Funding Required Years 6-10 FY 17-18 to 21-22	Funding Required Years 1 - 10
Road Impact Fees	Rd I=		5,840,461	600,000	1,100,000	1,400,000	2,680,000	1,100,000	6,880,000	18,700,000	25,580,000
2001 Revenue Bonds	Bds=		953,802	-	-	-	-	-	-	-	-
Refund from 3 Oaks Parkway	3 Oaks=		-	1,000,000	-	-	-	-	1,000,000	-	1,000,000
Development Agreement Impact Fees	Dev=		8,844,407	-	-	-	-	-	-	-	-
Gas Tax Funds	GT=		8,950,244	1,660,000	1,495,000	1,770,000	1,020,000	2,170,000	8,115,000	2,500,000	10,615,000
Grant Funds	GR=		373,894	175,000	-	-	-	-	175,000	-	175,000
General Fund	GF=		9,754,942	1,620,000	635,000	1,795,000	530,000	1,055,000	5,635,000	2,425,000	8,060,000
<b>Total City Funded Road Capital Projects</b>			<b>34,717,750</b>	<b>5,055,000</b>	<b>3,230,000</b>	<b>4,965,000</b>	<b>4,230,000</b>	<b>4,325,000</b>	<b>21,805,000</b>	<b>23,625,000</b>	<b>45,430,000</b>

*City of Bonita Springs, Florida*  
**Fiscal Year 2012-2013**  
*Capital Improvement Projects*

Proj #	Project Name	Estimated Total Project Cost	Fund Source	Estimated Expended To Date	CIP Budget FY 12-13	CIP Budget FY 13-14	CIP Budget FY 14-15	CIP Budget FY 15-16	CIP Budget FY 16-17	5 Year Total Cost	Years 6-10; FY 17-18 to 21-22 Total	Total Project Cost
<b>PARKS, RECREATION &amp; COMMUNITY FACILITIES</b>												
31.602.5376300	Beach Renourishment	3,133,127	GF	767,127	<b>1,166,000</b>	-	-	-	-	1,166,000	1,200,000	3,133,127
31.201.5726199	Property Acquisitions-Green Space	-	CPI RPI	-	-	-	-	-	-	-	-	-
31.201.5726103	Bonita Nature Place	1,030,360	{ GF CPI	967,287 63,073	-	-	-	-	-	-	-	967,287 63,073
31.602.5726373	Bonita Trail	447,157	{ RPI GR-State GF	21,214 - 255,943	<b>10,000</b> <b>160,000</b>	-	-	-	-	10,000 160,000	-	31,214 160,000 255,943
31.602.5726380	Kent Road Canoe/Kayak	25,988	RPI	25,988	-	-	-	-	-	-	-	25,988
31.602.5726378	FPL Transmissions Line Bike/Ped. Pathway	20,000	CPI	20,000	-	-	-	-	-	-	-	20,000
31.602.5726200	Bonita Springs River Park	3,469,207	{ GF CPI GR-TDC GR-State	2,027,693 59,901 1,159,389 64,724	- <b>50,000</b> <b>107,500</b>	-	-	-	-	- 50,000 107,500	-	2,027,693 109,901 1,266,889 64,724
31.602.5724300	Bamboo Utilities	290,411	GF	255,411	<b>35,000</b>	-	-	-	-	35,000	-	290,411
31.602.5726314	E. Terry St/Mayhood	2,643,369	{ Bds Contr GF	2,337,808 - 5,561	- <b>300,000</b>	-	-	-	-	- 300,000	-	2,337,808 300,000 5,561
31.602.5726360	Bamboo Master Plan & Re-zoning	3,495,001	GF	3,495,001	-	-	-	-	-	-	-	3,495,001
31.602.5726376	Recreation Center Improvements											
	Remodel Locker Room Facility		{ GF	-	-	75,000	-	-	-	75,000	-	75,000
	Replace Flooring Lobby & Hallways-Rec Ctr	430,000	GF	-	-	20,000	-	-	-	20,000	-	20,000
	Fitness Room Expansion		CPI	-	-	-	300,000	-	-	300,000	-	300,000
	Remodel Restrooms @ Old Rec Bldg		GF	-	-	35,000	-	-	-	35,000	-	35,000
31.602.5726304	Riverside Park Improvements											
	Remodel Riverside Park Restrooms		{ GR-CDBG	-	<b>75,000</b>	-	-	-	-	75,000	-	75,000
	Free Standing Fitness Stations-Island Park	205,000	CPI	-	<b>15,000</b>	-	-	-	-	15,000	-	15,000
	Picnic Structure-Island Park		CPI	-	<b>15,000</b>	-	-	-	-	15,000	-	15,000
	Additional Restroom Facility		CPI	-	-	100,000	-	-	-	100,000	-	100,000
31.602.5726305	Community Hall Improvements											
	Landscaping Property		{ GF	-	-	25,000	-	-	-	25,000	-	25,000
	Tot Lot Playground	85,000	GR-CDBG	-	<b>30,000</b>	-	-	-	-	30,000	-	30,000
	Remodel Community Hall Restrooms		GR-CDBG	-	<b>30,000</b>	-	-	-	-	30,000	-	30,000
31.602.5726308	Bonita Springs Soccer Complex Improvements											
	Resod all 3 Soccer Fields	50,000	GF	-	<b>16,500</b>	16,500	17,000	-	-	50,000	-	50,000
to be assigned	Library Evaluation and Design	-	GF	-	-	-	-	-	-	-	-	-
	Non-Roadway Projects Total	<u>15,324,620</u>		11,526,120	2,010,000	271,500	317,000	-	-	2,598,500	1,200,000	15,324,620
	Less County Participation		Lee Cty=	-	-	-	-	-	-	-	-	-
	<b>PARKS, RECREATION &amp; COMMUNITY FACILITIES TOTAL</b>			<b>11,526,120</b>	<b>2,010,000</b>	<b>271,500</b>	<b>317,000</b>	<b>-</b>	<b>-</b>	<b>2,598,500</b>	<b>1,200,000</b>	<b>15,324,620</b>
	<b>TOTAL ALL CITY CAPITAL PROJECTS</b>			<b>46,243,870</b>	<b>7,065,000</b>	<b>3,501,500</b>	<b>5,282,000</b>	<b>4,230,000</b>	<b>4,325,000</b>	<b>24,403,500</b>	<b>24,825,000</b>	<b>95,472,370</b>

GF=General Fund, CPI=Community Park Impact Fees, RPI=Regional Park Impact Fees, GR=Grant, GF-Cont=General Fund Capital Projects Contingency Funds, Contr=Contribution by Private Citizens

*City of Bonita Springs, Florida*  
**Fiscal Year 2012-2013**  
*Capital Improvement Projects*

		Funding Provided Through September 30, 2012	Funding Provided FY 12-13	Funding Provided FY 13-14	Funding Provided FY 14-15	Funding Provided FY 15-16	Funding Provided FY 16-17	Funding Required October 1, 2012 Through September 30, 2016	Funding Required Years 6-10 FY 17-18 to 21-22	Funding Required Years 1 - 10
<i>Other Capital Projects By Funding Source</i>										
Community Park Impact Fees	CPI=	142,974	80,000	100,000	300,000	-	-	480,000	-	480,000
Regional Park Impact Fees	RPI=	47,202	10,000	-	-	-	-	10,000	-	10,000
Contribution by Private Citizens	CONTR=	-	300,000	-	-	-	-	300,000	-	300,000
Grant Funds	GR=	1,224,113	402,500	-	-	-	-	402,500	-	402,500
2001 Revenue Bonds	Bds=	2,337,808	-	-	-	-	-	-	-	-
General Fund	GF=	7,774,023	1,217,500	171,500	17,000	-	-	1,406,000	1,200,000	2,606,000
<b><i>Total City Funded Other Capital Projects</i></b>		<b>11,526,120</b>	<b>2,010,000</b>	<b>271,500</b>	<b>317,000</b>	<b>-</b>	<b>-</b>	<b>2,598,500</b>	<b>1,200,000</b>	<b>3,798,500</b>



# Come Alive in Downtown Bonita



City of Bonita Springs  
9101 Bonita Beach Rd.  
Bonita Springs, Florida 34135  
239-949-6262

*This budget document can be viewed in its entirety on our website at  
[www.cityofbonitasprings.org](http://www.cityofbonitasprings.org)*

